

Box Score Report

Martins Ferry Boys Varsity Football @ Bellaire Boys Varsity Football - 10/31/2015

12:30 PM

BOX SCORE					
Team	1	2	3	4	T
Martins Ferry	0	21	14	0	35
Bellaire	0	0	0	7	7

SCORING PLAYS					
Team	Quarter	Time	Scoring Play	MAR	BEL
Martins Ferry	2	11:56	#23 Andrew Hython runs for 2 yards. Touchdown! (Point after kick by #45 Matt Barbour no good)	6	0
Martins Ferry	2	07:25	#23 Andrew Hython runs for 5 yards. Touchdown! (Two point conversion run by #3 Arjay Burress good)	14	0
Martins Ferry	2	01:38	#5 James Edwards pass complete to #19 Cory Bennett for 55 yards. Touchdown! (Point after kick by #45 Matt Barbour good)	21	0
Martins Ferry	3	06:11	#3 Arjay Burress runs for 3 yards. Touchdown! (Point after kick by #45 Matt Barbour good)	28	0
Bellaire	3	03:58	#7 Mason Ramsey pass intended for Team. Intercepted by #23 Andrew Hython. (Point after kick by #45 Matt Barbour good)	35	0
Bellaire	4	00:55	#7 Mason Ramsey pass complete to #13 Noah Harris for 8 yards. Touchdown! (Point after kick by #7 Mason Ramsey good)	35	7

2015

TEAM STAT COMPARISON		
	Martins Ferry	Bellaire
Total Offense	410	134
Number of Plays	58	38
Yards per Play	7.1	3.5
Passing	125	95
Completions - Attempts	7 - 10	9 - 23
Yards per Pass	17.9	10.6
Touchdowns - Interceptions	1 - 1	1 - 1
Rushing	285	39
Rushing Attempts	48	15
Yards per Rush	5.9	2.6
Receiving	125	95
Receiving Completions	7	9
Yards per Catch	17.9	10.6
Penalties - Yards	8 - 75	4 - 25
Turnovers	1	1
Fumbles - Lost	0 - 0	0 - 0
Interceptions Thrown	1	1
Punting Attempts - Average Distance	0 - 0.0	5 - 35.8
Defensive Sacks - Yards	0 - 0	0 - 0
Time of Possession	00:30:37	00:16:05
Downs		
First Downs	17	8
First Downs - Rushing	13	3
First Downs - Passing	4	5
First Downs - Penalties	0	0
Third Down Conversions/Attempts	9/14 (64.3%)	4/10 (40.0%)
Fourth Down Conversions/Attempts	2/3 (66.7%)	0/2 (0.0%)

PASSING - MARTINS FERRY					
Name	Cmp	Att	Yds	TD	Int
5 James Edwards	7	10	125	1	1

PASSING - BELLAIRE					
Name	Cmp	Att	Yds	TD	Int
7 Mason Ramsey	9	23	95	1	1

RUSHING - MARTINS FERRY				
Name	Att	Yds	Avg	TD
23 Andrew Hython	24	191	8.0	2
3 Arjay Burress	13	59	4.5	1
34 Dalton Hoover	5	18	3.6	0
45 Matt Barbour	3	11	3.7	0
20 Jacob Johnson	2	7	3.5	0
5 James Edwards	1	-1	-1.0	0

RUSHING - BELLAIRE				
Name	Att	Yds	Avg	TD
14 D'eondre Burney	2	32	16.0	0
10 Tyson Camsky	10	19	1.9	0
7 Mason Ramsey	3	-12	-4.0	0

RECEIVING - MARTINS FERRY				
Name	Rec	Yds	Avg	TD
19 Cory Bennett	1	55	55.0	1
34 Dalton Hoover	3	39	13.0	0
1 Kylii Bass	1	21	21.0	0
45 Matt Barbour	2	10	5.0	0

RECEIVING - BELLAIRE				
Name	Rec	Yds	Avg	TD
5 Dylan Marling	2	48	24.0	0
14 D'eondre Burney	4	23	5.8	0
10 Tyson Camsky	2	16	8.0	0
13 Noah Harris	1	8	8.0	1

DEFENSE - MARTINS FERRY						
Name	Tkl	Solo	Ast	Sack	TFL	Int
19 Cory Bennett	6.0	6	0	0.0	0.0	0
1 Kyll Bass	4.5	4	1	0.0	0.0	0
3 Arjay Burress	4.0	4	0	0.0	0.0	0
45 Matt Barbour	4.0	4	0	0.0	3.0	0
42 George Stan	3.0	2	2	0.0	0.0	0
23 Andrew Hython	3.0	3	0	0.0	0.0	1
20 Jacob Johnson	2.0	2	0	0.0	2.0	0
88 Jack Davis	1.5	1	1	0.0	1.0	0
36 Jared Straub	1.0	1	0	0.0	0.0	0
30 Logan Selby	1.0	1	0	0.0	0.0	0
34 Dalton Hoover	1.0	1	0	0.0	0.0	0
52 Dom Wallace	1.0	1	0	0.0	0.0	0
67 Demetrius Dokes	0.5	0	1	0.0	0.0	0

DEFENSE - BELLAIRE						
Name	Tkl	Solo	Ast	Sack	TFL	Int
32 Anthony Piper	15.5	14	3	0.0	0.0	0
15 Justin Keyser	7.0	6	2	0.0	1.0	1
6 Ty Allen	6.0	4	4	0.0	0.0	0
10 Tyson Camsky	5.5	5	1	0.0	0.0	0
50 John Price	5.5	5	1	0.0	1.0	0
45 Grant Gheen	5.0	5	0	0.0	0.0	0
14 D'eondre Burney	5.0	5	0	0.0	0.0	0
4 Thor Duffy	4.5	4	1	0.0	0.0	0
5 Dylan Marling	4.0	4	0	0.0	0.0	0
52 Joshua Sabinski	3.0	3	0	0.0	0.0	0
28 Jordan Mehlman	2.0	2	0	0.0	0.0	0
27 Derek Schybal	2.0	2	0	0.0	0.0	0
44 David McConn	0.5	0	1	0.0	0.0	0

KICKING - MARTINS FERRY				
Name	FG	FGA	XP	Pts
45 Matt Barbour	0	0	3	3

KICKING - BELLAIRE				
Name	FG	FGA	XP	Pts
7 Mason Ramsey	0	0	1	1

PUNTING - MARTINS FERRY				
Name	Num	Yds	Avg	I20

PUNTING - BELLAIRE				
Name	Num	Yds	Avg	I20
4 Thor Duffy	5	179	35.8	2

PUNT RETURNS - MARTINS FERRY				
Name	Att	Yds	Avg	TD

PUNT RETURNS - BELLAIRE				
Name	Att	Yds	Avg	TD

KICKOFF RETURNS - MARTINS FERRY

Name	Att	Yds	Avg	TD
23 Andrew Hython	1	24	24.0	0
3 Arjay Burruss	1	22	22.0	0

KICKOFF RETURNS - BELLAIRE

Name	Att	Yds	Avg	TD
14 D'eondre Burney	2	47	23.5	0
15 Justin Keyser	1	18	18.0	0
27 Derek Schybal	1	18	18.0	0
32 Anthony Piper	1	3	3.0	0

Bellaire Offensive Cumulative Statistics

2015

RUSHING						
Name	G	Att	Yds	Avg	TD	YPG
#10 Tyson Camsky	10	112	419	3.7	2	41.9
#32 Anthony Piper	10	25	162	6.5	2	16.2
#5 Dylan Marling	10	12	70	5.8	1	7.0
#14 D'eondre Burney	10	16	51	3.2	0	5.1
#6 Ty Allen	10	17	41	2.4	0	4.1
#15 Justin Keyser	10	5	30	6.0	0	3.0
#11 Cole LaRoche	10	1	10	10.0	0	1.0
#7 Mason Ramsey	10	22	(-14)	(-0.6)	0	(-1.4)
#4 Thor Duffy	10	1	(-18)	(-18.0)	0	(-1.8)

PASSING									
Name	G	Cmp	Att	Yds	TD	Int	YPG	Pct	QBR
#7 Mason Ramsey	10	64	152	765	8	11	76.5	42.1%	87.3
#10 Tyson Camsky	10	58	121	689	5	8	68.9	47.9%	96.2
#11 Cole LaRoche	10	5	8	76	1	0	7.6	62.5%	183.6
#3 RayQuan Prayear	10	1	1	45	0	0	4.5	100.0%	478.0

689
714
1403

RECEIVING						
Name	G	Rec	Yds	Avg	TD	YPG
#14 D'eondre Burney	10	33	586	17.8	5	58.6
#13 Noah Harris	10	23	377	16.4	6	37.7
#5 Dylan Marling	10	34	253	7.4	0	25.3
#15 Justin Keyser	10	17	160	9.4	0	16.0
#10 Tyson Camsky	10	8	77	9.6	1	7.7
#27 Derek Schybal	10	3	56	18.7	1	5.6
#32 Anthony Piper	10	5	25	5.0	0	2.5
#28 Jordan Mehlman	10	3	23	7.7	0	2.3
#6 Ty Allen	10	2	18	9.0	1	1.8

OFFENSIVE FUMBLES

Name	Fumbles	Fumbles Lost
#10 Tyson Camsky	6	5
#13 Noah Harris	1	1
#5 Dylan Marling	1	1

TOTAL OFFENSE

Name	G	Plays	Rush - Yards	Pass - Yards	TGT - Rec - Yards	Total Yards	YPG
#10 Tyson Camsky	10	233	112 - 419	121 - 689	8 - 8 - 77	1185	118.5
#7 Mason Ramsey	10	174	22 - (-14)	152 - 765	0 - 0 - 0	751	75.1
#14 D'eondre Burney	10	16	16 - 51	0 - 0	38 - 33 - 586	637	63.7
#13 Noah Harris	10	0	0 - 0	0 - 0	25 - 23 - 377	377	37.7
#5 Dylan Marling	10	12	12 - 70	0 - 0	40 - 34 - 253	323	32.3
#15 Justin Keyser	10	5	5 - 30	0 - 0	19 - 17 - 160	190	19.0
#32 Anthony Piper	10	25	25 - 162	0 - 0	5 - 5 - 25	187	18.7
#11 Cole LaRoche	10	9	1 - 10	8 - 76	0 - 0 - 0	86	8.6
#6 Ty Allen	10	17	17 - 41	0 - 0	3 - 2 - 18	59	5.9
#27 Derek Schybal	10	0	0 - 0	0 - 0	4 - 3 - 56	56	5.6
#3 RayQuan Prayear	10	1	0 - 0	1 - 45	0 - 0 - 0	45	4.5
#28 Jordan Mehlman	10	0	0 - 0	0 - 0	3 - 3 - 23	23	2.3
#4 Thor Duffy	10	1	1 - (-18)	0 - 0	0 - 0 - 0	(-18)	(-1.8)

ALL PURPOSE YARDS

Name	G	Rush	Rec	KR	PR	Int	FR	Total	YPG
#14 D'eondre Burney	10	51	588	239	0	85	(-17)	946	94.6
#10 Tyson Camsky	10	419	77	0	0	0	0	496	49.6
#15 Justin Keyser	10	30	160	197	25	63	0	475	47.5
#13 Noah Harris	10	0	377	54	43	0	0	474	47.4
#27 Derek Schybal	10	0	56	114	0	184	0	354	35.4
#5 Dylan Marling	10	70	253	0	0	0	0	323	32.3
#32 Anthony Piper	10	164	25	12	0	31	9	241	24.1
#6 Ty Allen	10	41	18	52	0	0	0	111	11.1
#7 Mason Ramsey	10	10	0	0	20	39	0	69	6.9
#28 Jordan Mehlman	10	0	23	0	0	0	0	23	2.3
#11 Cole LaRoche	10	10	0	0	0	0	0	10	1.0
#3 RayQuan Prayear	10	0	0	3	0	0	0	3	0.3
#45 Grant Gheen	10	0	0	1	0	0	1	2	0.2

SCORING

Name	TD	FG	Kick PAT	2pt PAT	Pts
#14 D'eondre Burney	6	0	0	1	38
#13 Noah Harris	6	0	0	0	36
#7 Mason Ramsey	1	4	16	0	34
#27 Derek Schybal	3	0	0	0	18
#10 Tyson Camsky	3	0	0	0	18
#32 Anthony Piper	2	0	0	1	14
#6 Ty Allen	1	0	0	0	6
#5 Dylan Marling	1	0	0	0	6

Bellaire Defensive Cumulative Statistics

DEFENSE							
Name	Total Tackles	Solo	Assist	Sack - Yds	TFL	Safeties	Pass Breakups
#32 Anthony Piper	110	79	62	0 - 0	2	0	2
#15 Justin Keyser	60.5	45	31	0 - 0	4.5	0	7
#50 John Price	57.5	47	21	3.5 - 12	7.5	0	0
#14 D'eondre Burney	49	38	22	0 - 0	2.5	0	8
#6 Ty Allen	43.5	27	33	3 - 9	5	0	0
#44 David McConn	40.5	33	15	5 - 10	14.5	0	0
#52 Joshua Sabinski	39	27	24	0.5 - 0	1.5	0	0
#45 Grant Gheen	32	27	10	1 - 0	4.5	0	0
#4 Thor Duffy	28.5	25	7	0 - 0	0	0	4
#28 Jordan Mehlman	28	21	14	3.5 - 9	4	0	0
#5 Dylan Marling	19	18	2	0 - 0	0.5	0	2
#27 Derek Schybal	18	14	8	0 - 0	0	0	1
#10 Tyson Camsky	17.5	12	11	0 - 0	1	0	1
#7 Mason Ramsey	12	9	6	0 - 0	0	0	2
#13 Noah Harris	10	9	2	0 - 0	1.5	0	4
#3 RayQuan Prayear	9	5	8	0 - 0	0.5	0	0
#67 Steven Krupa	8.5	8	1	0 - 0	2	0	0
#24 Hobert Baker	4.5	4	1	0 - 0	0	0	0
#62 Jacob Smith	2.5	1	3	0.5 - 21	0.5	0	1
#71 Todd Morris	2.5	2	1	0 - 0	0	0	0
#73 Alex Hibbits	1	1	0	0 - 0	0	0	0
#72 Zachary Shimble	1	1	0	0 - 0	0	0	0
#63 Tyler Weekley	1	1	0	0 - 0	0	0	0
#9 Griffin Heatherington	1	1	0	0 - 0	0	0	0
#2 Gabriel Rejonis	0.5	0	1	0 - 0	0	0	0
#59 Michael Funkhouser	0.5	0	1	0 - 0	0	0	0
#23 Sheldon Lekanudos	0	0	0	0 - 0	0	0	1

45
31
76

INTERCEPTIONS

Name	Num	Return Yards	TD
#14 D'eondre Burney	4	85	1
#7 Mason Ramsey	3	39	1
#27 Derek Schybal	3	184	2
#15 Justin Keyser	2	63	0
#45 Grant Gheen	1	0	0
#32 Anthony Piper	1	31	0

DEFENSIVE FUMBLES

Name	Forced	Recovered	Recovery Yards	TD
#50 John Price	2	5	(-6)	0
#4 Thor Duffy	2	0	0	0
#45 Grant Gheen	2	2	1	0
#10 Tyson Camsky	1	1	0	0
#14 D'eondre Burney	1	1	(-17)	0
#44 David McConn	1	0	0	0
#32 Anthony Piper	1	2	9	0
#52 Joshua Sabinski	1	2	(-6)	0
#27 Derek Schybal	0	1	0	0
#5 Dylan Marling	0	1	0	0

Bellaire Special Team Cumulative Statistics

KICKING							
Name	FGM-A	0-19	20-29	30-39	40-49	50+	XPM-A
#7 Mason Ramsey	4 - 4	0 - 0	2 - 2	2 - 2	0 - 0	0 - 0	16 - 18

KICKOFFS				
Name	Num	Yds	Avg	Touchbacks
#7 Mason Ramsey	36	1582	43.9	1
#11 Cole LaRoche	1	11	11.0	0

PUNTING							
Name	Num	Yds	Avg	I20	Blk	Touchbacks	Fair Catches
#4 Thor Duffy	34	977	28.7	9	1	0	0
#11 Cole LaRoche	10	337	33.7	2	0	0	0
#7 Mason Ramsey	1	51	51.0	0	0	0	0

KICK RETURNS				
Name	Num	Yds	Avg	TD
#14 D'eondre Burney	9	239	26.6	0
#15 Justin Keyser	11	197	17.9	0
#27 Derek Schybal	6	114	19.0	0
#13 Noah Harris	3	54	18.0	0
#6 Ty Allen	4	52	13.0	0
#32 Anthony Piper	2	12	6.0	0
#3 RayQuan Prayear	1	3	3.0	0
#45 Grant Gheen	1	1	1.0	0

PUNT RETURNS				
Name	Num	Yds	Avg	TD
#13 Noah Harris	5	43	8.6	0
#15 Justin Keyser	4	25	6.3	0
#7 Mason Ramsey	2	20	10.0	0

Box Score Report

Bellaire Boys Varsity Football @ Ridgewood Boys Varsity Football - 8/29/2015 7:00

PM

BOX SCORE					
Team	1	2	3	4	T
Bellaire	0	13	0	7	20
Ridgewood	20	0	7	14	41

SCORING PLAYS					
Team	Quarter	Time	Scoring Play	BEL	RID
Ridgewood	1	08:39	#1 Jhett Slusser pass complete to #10 Rayven Davidson for 10 yards. Touchdown! (Point after kick by #17 Keith Claxon good)	0	7
Bellaire	1	05:52	#11 Cole LaRoche punts to the Generals 14 yard line. #25 Billy Bailey return for 86 yards. Touchdown! (Point after kick by #17 Keith Claxon no good)	0	13
Bellaire	1	02:37	#10 Tyson Camsky pass intended for Team. Intercepted by #22 Kyle Bethel. (Point after kick by #17 Keith Claxon good)	0	20
Bellaire	2	03:44	#10 Tyson Camsky pass complete to #14 D'eondre Burney for 67 yards. Touchdown! (Point after kick by #7 Mason Ramsey good)	7	20
Bellaire	2	01:42	#10 Tyson Camsky pass complete to #6 Ty Allen for 4 yards. Touchdown! (Point after kick by #7 Mason Ramsey no good)	13	20
Ridgewood	3	09:00	#24 Brice Hammond runs for 10 yards. Touchdown! (Point after kick by #17 Keith Claxon good)	13	27
Bellaire	4	10:48	#10 Tyson Camsky pass complete to #14 D'eondre Burney for 69 yards. Touchdown! (Point after kick by #7 Mason Ramsey good)	20	27
Ridgewood	4	05:40	#30 Trent Harrison runs for 80 yards. Touchdown! (Point after kick by #17 Keith Claxon good)	20	34
Ridgewood	4	00:53	#25 Billy Bailey runs for 54 yards. Touchdown! (Point after kick by #17 Keith Claxon good)	20	41

2015

TEAM STAT COMPARISON		
	Bellaire	Ridgewood
Total Offense	396	275
Number of Plays	60	48
Yards per Play	6.6	5.7
Passing	276	50
Completions - Attempts	17 - 36	5 - 10
Yards per Pass	16.2	10.0
Touchdowns - Interceptions	3 - 2	1 - 1
Rushing	120	225
Rushing Attempts	24	38
Yards per Rush	5.0	5.9
Receiving	276	50
Receiving Completions	17	5
Yards per Catch	16.2	10.0
Penalties - Yards	8 - 70	7 - 65
Turnovers	3	1
Fumbles - Lost	1 - 1	0 - 0
Interceptions Thrown	2	1
Punting Attempts - Average Distance	5 - 35.6	6 - 27.2
Defensive Sacks - Yards	2 - 33	2 - 7
Time of Possession	00:22:35	00:25:11
Downs		
First Downs	12	9
First Downs - Rushing	2	6
First Downs - Passing	8	2
First Downs - Penalties	2	1
Third Down Conversions/Attempts	3/16 (18.8%)	3/12 (25.0%)
Fourth Down Conversions/Attempts	2/4 (50.0%)	1/1 (100.0%)

PASSING - BELLAIRE					
Name	Cmp	Att	Yds	TD	Int
10 Tyson Camsky	16	35	231	3	2
3 RayQuan Prayear	1	1	45	0	0

PASSING - RIDGEWOOD					
Name	Cmp	Att	Yds	TD	Int
1 Jhett Slusser	5	10	50	1	1

RUSHING- BELLAIRE				
Name	Att	Yds	Avg	TD
10 Tyson Camsky	20	118	5.9	0
6 Ty Allen	3	2	0.7	0
14 D'eondre Burney	1	0	0.0	0

RUSHING- RIDGEWOOD				
Name	Att	Yds	Avg	TD
30 Trent Harrison	18	150	8.3	1
25 Billy Bailey	5	64	12.8	1
24 Brice Hammond	6	28	4.7	1
22 Kyle Bethel	1	1	1.0	0
1 Jhett Slusser	8	-18	-2.3	0

RECEIVING- BELLAIRE				
Name	Rec	Yds	Avg	TD
14 D'eondre Burney	5	201	40.2	2
15 Justin Keyser	4	38	9.5	0
5 Dylan Marling	6	28	4.7	0
13 Noah Harris	1	5	5.0	0
6 Ty Allen	1	4	4.0	1

RECEIVING- RIDGEWOOD				
Name	Rec	Yds	Avg	TD
24 Brice Hammond	3	31	10.3	0
10 Rayven Davidson	1	10	10.0	1
15 Braeden Smith	1	9	9.0	0

DEFENSE - BELLAIRE						
Name	Tkl	Solo	Ast	Sack	TFL	Int
32 Anthony Piper	10.0	6	8	0.0	0.5	0
6 Ty Allen	7.5	2	11	0.0	0.5	0
15 Justin Keyser	4.5	2	5	0.0	1.0	0
3 RayQuan Prayear	4.5	3	3	0.0	0.5	0
62 Jacob Smith	2.5	1	3	0.5	0.5	0
50 John Price	2.5	1	3	1.0	1.0	0
28 Jordan Mehlman	2.5	2	1	0.0	0.0	0
7 Mason Ramsey	2.5	0	5	0.0	0.0	1
52 Joshua Sabinski	2.0	1	2	0.5	0.5	0
14 D'eondre Burney	2.0	0	4	0.0	0.5	0
27 Derek Schybal	1.5	0	3	0.0	0.0	0
73 Alex Hibbits	1.0	1	0	0.0	0.0	0
44 David McConn	0.5	0	1	0.0	0.0	0
45 Grant Gheen	0.5	0	1	0.0	0.0	0

DEFENSE - RIDGEWOOD						
Name	Tkl	Solo	Ast	Sack	TFL	Int
2 Kolten Alexander	6.5	6	1	0.0	0.0	0
10 Rayven Davidson	4.0	3	2	0.0	0.0	0
24 Brice Hammond	3.0	1	4	1.0	1.0	0
65 Keith Leindecker	3.0	2	2	0.0	0.0	0
57 Kelby Shamei	2.0	2	0	0.0	1.0	0
56 Kasey Bethel	2.0	2	0	0.0	0.0	0
33 Tanner Shaw	1.5	1	1	1.0	1.0	0
30 Trent Harrison	1.5	1	1	0.0	0.0	0
25 Billy Bailey	1.5	1	1	0.0	0.0	0
22 Kyle Bethel	1.0	0	2	0.0	0.0	1
52 Bryce Hains	1.0	1	0	0.0	0.0	0
34 Kyle Latham	1.0	1	0	0.0	0.0	0
35 Xavier Kelley	1.0	1	0	0.0	0.0	0
51 Nathaniel Thompson	1.0	1	0	0.0	1.0	0
58 Blake Hamilton	0.5	0	1	0.0	0.0	0
20 Cole Lillibridge	0.5	0	1	0.0	0.0	0
1 Jhett Slusser	0.5	0	1	0.0	0.0	0
61 Dustin Carr	0.5	0	1	0.0	0.0	0
15 Braeden Smith	0.0	0	0	0.0	0.0	1

KICKING - BELLAIRE				
Name	FG	FGA	XP	Pts
7 Mason Ramsey	0	0	2	2

KICKING - RIDGEWOOD				
Name	FG	FGA	XP	Pts
17 Keith Claxon	0	0	5	5

PUNTING - BELLAIRE				
Name	Num	Yds	Avg	I20
11 Cole LaRoche	5	178	35.6	2

PUNTING - RIDGEWOOD				
Name	Num	Yds	Avg	I20
14 Tyler Caudy	6	163	27.2	2

PUNT RETURNS - BELLAIRE				
Name	Att	Yds	Avg	TD
15 Justin Keyser	2	7	3.5	0

PUNT RETURNS - RIDGEWOOD				
Name	Att	Yds	Avg	TD
25 Billy Bailey	1	86	86.0	1
30 Trent Harrison	1	9	9.0	0
28 Ricky Workman	1	9	9.0	0

KICKOFF RETURNS - BELLAIRE				
Name	Att	Yds	Avg	TD
15 Justin Keyser	4	55	13.8	0
6 Ty Allen	1	9	9.0	0
3 RayQuan Prayear	1	3	3.0	0

KICKOFF RETURNS - RIDGEWOOD				
Name	Att	Yds	Avg	TD
30 Trent Harrison	3	62	20.7	0
25 Billy Bailey	1	23	23.0	0

Box Score Report - Regular Season - Central Catholic Boys Varsity Football @ Bellaire Boys Varsity Football - 9/5/2015

12:30 AM

Central Catholic @ Bellaire - 9/5/2015 12:30 AM

BOX SCORE					
Team	1	2	3	4	T
Central Catholic	0	7	0	0	7
Bellaire	0	3	0	0	3

SCORING PLAYS					
Team	Quarter	Time	Scoring Play	CEN	BEL
Bellaire	2	08:01	27 yard field goal attempt by #7 Mason Ramsey. Good!	0	3
Central Catholic	2	01:39	#7 Isaac Rine pass complete to #3 John Burkhalter for 32 yards. Touchdown! (Point after kick by #36 Cate Calissie good)	7	3

TEAM STAT COMPARISON		
	Central Catholic	Bellaire
Total Offense	148	69
Number of Plays	24	17
Yards per Play	6.2	4.1
Passing	31	0
Completions - Attempts	2 - 5	0 - 1
Yards per Pass	15.5	0.0
Touchdowns - Interceptions	1 - 0	0 - 0

Rushing	117	69
Rushing Attempts	19	16
Yards per Rush	6.2	4.3
Receiving	31	0
Receiving Completions	2	0
Yards per Catch	15.5	0.0
Penalties - Yards	2 - 20	5 - 25
Turnovers	1	0
Fumbles - Lost	1 - 1	0 - 0
Interceptions Thrown	0	0
Punting Attempts - Average Distance	2 - 20.5	3 - 30.3
Defensive Sacks - Yards	3 - 17	0 - 0
Time of Possession	00:08:28	00:12:16
Downs		
First Downs	7	3
First Downs - Rushing	6	2
First Downs - Passing	1	0
First Downs - Penalties	0	1
Third Down Conversions/Attempts	1/5 (20.0%)	0/6 (0.0%)
Fourth Down Conversions/Attempts	1/2 (50.0%)	0/1 (0.0%)

PASSING - CENTRAL CATHOLIC					
Name	Cmp	Att	Yds	TD	Int
7 Isaac Rine	2	5	31	1	0

PASSING - BELLAIRE				
Name	Cmp	Att	Yds	TD
10 Tyson Camsky	0	1	0	0

RUSHING - CENTRAL CATHOLIC

Name	Att	Yds	Avg	TD
21 Kevin Keane	4	50	12.5	0
20 Dom Stevenson	6	32	5.3	0
3 John Burkhalter	1	19	19.0	0
4 Brandon Angalich	3	9	3.0	0
26 Tyler Riedel	1	6	6.0	0
7 Isaac Rine	3	2	0.7	0
25 Braden Price	1	-1	-1.0	0

RUSHING - BELLAIRE

Name	Att	Yds	Avg
10 Tyson Camsky	9	31	3.4
15 Justin Keyser	4	27	6.8
6 Ty Allen	2	7	3.5
5 Dylan Marling	1	4	4.0

RECEIVING - CENTRAL CATHOLIC

Name	Rec	Yds	Avg	TD
3 John Burkhalter	1	32	32.0	1
21 Kevin Keane	1	-1	-1.0	0

RECEIVING - BELLAIRE

Name	Rec	Yds	Avg
------	-----	-----	-----

DEFENSE - CENTRAL CATHOLIC

Name	Tkl	Solo	Ast	Sack	TFL	Int
4 Brandon Angalich	4.0	3	2	1.0	1.0	0
55 Chantz Chambers	3.0	2	2	1.5	1.5	0
20 Dom Stevenson	2.0	2	0	0.0	0.0	0
24 Michael Niggemyer	1.5	1	1	0.5	0.5	0
40 Brandon Foose	1.0	1	0	0.0	0.0	0
21 Kevin Keane	1.0	1	0	0.0	0.0	0
26 Tyler Riedel	1.0	1	0	0.0	0.0	0
11 Brian Campbell	1.0	0	2	0.0	0.0	0
51	0.5	0	1	0.0	0.0	0

DEFENSE - BELLAIRE

Name	Tkl	Solo	Ast	Sack	TF
14 D'eondre Burney	4.5	4	1	0.0	1.0
15 Justin Keyser	3.5	2	3	0.0	1.5
32 Anthony Piper	3.5	3	1	0.0	0.0
52 Joshua Sabinski	2.5	1	3	0.0	0.0
6 Ty Allen	2.5	2	1	0.0	0.5
28 Jordan Mehlman	1.0	0	2	0.0	0.0
5 Dylan Marling	1.0	1	0	0.0	0.0
44 David McConn	0.5	0	1	0.0	0.0
50 John Price	0.5	0	1	0.0	0.0
27 Derek Schybal	0.5	0	1	0.0	0.0

KICKING - CENTRAL CATHOLIC

Name	FG	FGA	XP	Pts
36 Cate Calissie	0	0	1	1

KICKING - BELLAIRE

Name	FG	FGA	XP
7 Mason Ramsey	1	1	0

PUNTING - CENTRAL CATHOLIC

Name	Num	Yds	Avg	I20
3 John Burkhalter	2	41	20.5	0

PUNTING - BELLAIRE

Name	Num	Yds	Avg
11 Cole LaRoche	3	91	30.3

PUNT RETURNS - CENTRAL CATHOLIC

Name	Att	Yds	Avg	TD
------	-----	-----	-----	----

PUNT RETURNS - BELLAIRE

Name	Att	Yds	Avg
------	-----	-----	-----

KICKOFF RETURNS - CENTRAL CATHOLIC

Name	Att	Yds	Avg	TD
23 Jaquan Jackson	1	26	26.0	0
26 Tyler Riedel	1	11	11.0	0

KICKOFF RETURNS - BELLAIRE

Name	Att	Yds	Avg
------	-----	-----	-----

Bellaire Offensive Cumulative Statistics

RUSHING						
Name	G	Att	Yds	Avg	TD	YPG
#10 Tyson Camsky	2	41	137	3.3	0	68.5
#15 Justin Keyser	2	4	27	6.8	0	13.5
#6 Ty Allen	2	6	10	1.7	0	5.0
#5 Dylan Marling	2	1	4	4.0	0	2.0
#14 D'eondre Burney	2	3	1	0.3	0	0.5

PASSING									
Name	G	Cmp	Att	Yds	TD	Int	YPG	Pct	QBR
#10 Tyson Camsky	2	26	52	319	3	4	159.5	50.0%	105.2
#3 RayQuan Prayear	2	1	1	45	0	0	22.5	100.0%	478.0

RECEIVING						
Name	G	Rec	Yds	Avg	TD	YPG
#14 D'eondre Burney	2	7	224	32.0	2	112.0
#15 Justin Keyser	2	8	67	8.4	0	33.5
#5 Dylan Marling	2	8	40	5.0	0	20.0
#13 Noah Harris	2	3	29	9.7	0	14.5
#6 Ty Allen	2	1	4	4.0	1	2.0

FUMBLES		
Name	Fumbles Recoveries	Fumbles Lost
#10 Tyson Camsky	1	3
#50 John Price	1	0
#13 Noah Harris	0	1
#14 D'eondre Burney	1	0

TOTAL OFFENSE							
Name	G	Plays	Rush - Yards	Pass - Yards	TGT - Rec - Yards	Total Yards	YPG
#10 Tyson Camsky	2	93	41 - 137	52 - 319	0 - 0 - 0	456	228.0
#14 D'eondre Burney	2	3	3 - 1	0 - 0	7 - 7 - 224	225	112.5
#15 Justin Keyser	2	4	4 - 27	0 - 0	8 - 8 - 67	94	47.0
#3 RayQuan Prayear	2	1	0 - 0	1 - 45	0 - 0 - 0	45	22.5
#5 Dylan Marling	2	1	1 - 4	0 - 0	9 - 8 - 40	44	22.0
#13 Noah Harris	2	0	0 - 0	0 - 0	4 - 3 - 29	29	14.5
#6 Ty Allen	2	6	6 - 10	0 - 0	2 - 1 - 4	14	7.0

ALL PURPOSE YARDS									
Name	G	Rush	Rec	KR	PR	Int	FR	Total	YPG
#15 Justin Keyser	2	27	67	128	7	0	0	229	114.5
#14 D'eondre Burney	2	1	224	0	0	0	(-17)	208	104.0
#10 Tyson Camsky	2	137	0	0	0	0	0	137	68.5
#5 Dylan Marling	2	4	40	0	0	0	0	44	22.0
#13 Noah Harris	2	0	29	0	0	0	0	29	14.5
#6 Ty Allen	2	10	4	9	0	0	0	23	11.5
#3 RayQuan Prayear	2	0	0	3	0	0	0	3	1.5

SCORING					
Name	TD	FG	Kick PAT	2pt PAT	Pts
#14 D'eondre Burney	2	0	0	0	12
#6 Ty Allen	1	0	0	0	6
#7 Mason Ramsey	0	1	2	0	5

Bellaire Defensive Cumulative Statistics

DEFENSE							
Name	Total Tackles	Solo	Assist	Sack - Yds	TFL	Safeties	Pass Breakups
#32 Anthony Piper	17.5	12	11	0 - 0	0.5	0	0
#6 Ty Allen	12	6	12	0 - 0	1	0	0
#15 Justin Keyser	11	7	8	0 - 0	3.5	0	2
#50 John Price	7	5	4	1 - 0	1	0	0
#14 D'eondre Burney	6.5	4	5	0 - 0	1.5	0	3
#3 RayQuan Prayear	5.5	4	3	0 - 0	0.5	0	0
#52 Joshua Sabinski	5	2	6	0.5 - 0	0.5	0	0
#44 David McConn	5	4	2	0 - 0	2	0	0
#28 Jordan Mehlman	4.5	3	3	0 - 0	1	0	0
#62 Jacob Smith	2.5	1	3	0.5 - 0	0.5	0	1
#7 Mason Ramsey	2.5	0	5	0 - 0	0	0	0
#27 Derek Schybal	2	0	4	0 - 0	0	0	0
#45 Grant Gheen	2	1	2	0 - 0	0	0	0
#73 Alex Hibbits	1	1	0	0 - 0	0	0	0
#5 Dylan Marling	1	1	0	0 - 0	0	0	0
#2 Gabriel Rejonis	0.5	0	1	0 - 0	0	0	0
#10 Tyson Camsky	0.5	0	1	0 - 0	0	0	0

INTERCEPTIONS			
Name	Num	Return Yards	TD
#7 Mason Ramsey	1	0	0

FUMBLES				
Name	Forced	Recovered	Recovery Yards	TD
#10 Tyson Camsky	1	1	0	0
#50 John Price	1	1	(-6)	0
#14 D'eondre Burney	0	1	(-17)	0

Bellaire Special Team Cumulative Statistics

KICKING							
Name	FGM-A	0-19	20-29	30-39	40-49	50+	XPM-A
#7 Mason Ramsey	1 - 1	0 - 0	1 - 1	0 - 0	0 - 0	0 - 0	2 - 3

KICKOFFS				
Name	Num	Yds	Avg	Touchbacks
#7 Mason Ramsey	6	256	42.7	0

PUNTING							
Name	Num	Yds	Avg	I20	Blk	Touchbacks	Fair Catches
#11 Cole LaRoche	10	337	33.7	2	0	0	0

KICK RETURNS				
Name	Num	Yds	Avg	TD
#15 Justin Keyser	8	128	16.0	0
#6 Ty Allen	1	9	9.0	0
#3 RayQuan Prayear	1	3	3.0	0

PUNT RETURNS				
Name	Num	Yds	Avg	TD
#15 Justin Keyser	2	7	3.5	0

Box Score Report

Bellaire Boys Varsity Football @ Harrison Central Boys Varsity Football - 9/11/2015

7:00 PM

BOX SCORE					
Team	1	2	3	4	T
Bellaire	3	0	0	0	3
Harrison Central	7	0	7	7	21

SCORING PLAYS					
Team	Quarter	Time	Scoring Play	BEL	HAR
Harrison Central	1	04:41	#3 Brandon Mitchell runs for 2 yards. Touchdown! (Point after kick by #48 Logan Starr good)	0	7
Bellaire	1	02:04	20 yard field goal attempt by #7 Mason Ramsey. Good!	3	7
Harrison Central	3	05:52	#22 Travis Stenson runs for 1 yards. Touchdown! (Point after kick by #48 Logan Starr good)	3	14
Harrison Central	4	06:56	#21 Tyler West runs for 2 yards. Touchdown! (Point after kick by #48 Logan Starr good)	3	21

TEAM STAT COMPARISON		
	Bellaire	Harrison Central
Total Offense	168	294
Number of Plays	41	68
Yards per Play	4.1	4.3
Passing	146	101
Completions - Attempts	8 - 25	12 - 18
Yards per Pass	18.3	8.4
Touchdowns - Interceptions	0 - 2	0 - 2
Rushing	22	193
Rushing Attempts	16	50
Yards per Rush	1.4	3.9
Receiving	146	101
Receiving Completions	8	12
Yards per Catch	18.3	8.4
Penalties - Yards	4 - 25	6 - 60
Turnovers	3	3
Fumbles - Lost	1 - 1	1 - 1
Interceptions Thrown	2	2
Punting Attempts - Average Distance	3 - 27.7	2 - 30.0
Defensive Sacks - Yards	1 - 0	1 - 0
Time of Possession	00:13:35	00:33:49
Downs		
First Downs	9	18
First Downs - Rushing	3	13
First Downs - Passing	5	5
First Downs - Penalties	1	0
Third Down Conversions/Attempts	1/8 (12.5%)	11/17 (64.7%)
Fourth Down Conversions/Attempts	0/2 (0.0%)	1/2 (50.0%)

PASSING - BELLAIRE					
Name	Cmp	Att	Yds	TD	Int
10 Tyson Camsky	8	25	146	0	2

PASSING - HARRISON CENTRAL					
Name	Cmp	Att	Yds	TD	Int
3 Brandon Mitchell	12	18	101	0	2

RUSHING - BELLAIRE

Name	Att	Yds	Avg	TD
14 D'eondre Burney	1	9	9.0	0
10 Tyson Camsky	11	9	0.8	0
6 Ty Allen	4	4	1.0	0

RUSHING - HARRISON CENTRAL

Name	Att	Yds	Avg	TD
22 Travis Stenson	21	102	4.9	1
3 Brandon Mitchell	12	36	3.0	1
21 Tyler West	12	22	1.8	1
6 Bryson Porter	2	14	7.0	0
25 Tyler Carter	2	10	5.0	0
28 Tison Johnson	1	9	9.0	0

RECEIVING - BELLAIRE

Name	Rec	Yds	Avg	TD
14 D'eondre Burney	2	77	38.5	0
15 Justin Keyser	4	43	10.8	0
5 Dylan Marling	1	17	17.0	0
13 Noah Harris	1	9	9.0	0

RECEIVING - HARRISON CENTRAL

Name	Rec	Yds	Avg	TD
6 Bryson Porter	4	43	10.8	0
20 Kyle Roberts	1	22	22.0	0
24 Austyn Porter	2	19	9.5	0
22 Travis Stenson	3	12	4.0	0
14 Zach Arbogast	1	7	7.0	0
28 Tison Johnson	1	-2	-2.0	0

DEFENSE - BELLAIRE						
Name	Tkl	Solo	Ast	Sack	TFL	Int
50 John Price	14.0	12	4	0.0	1.0	0
32 Anthony Piper	13.0	10	6	0.0	1.0	0
15 Justin Keyser	10.0	8	4	0.0	0.0	0
44 David McConn	7.0	6	2	0.0	0.0	0
14 D'eondre Burney	6.0	6	0	0.0	1.0	1
6 Ty Allen	5.0	5	0	0.0	0.0	0
28 Jordan Mehlman	5.0	4	2	1.0	0.0	0
27 Derek Schybal	2.5	2	1	0.0	0.0	0
3 RayQuan Prayear	2.5	0	5	0.0	0.0	0
52 Joshua Sabinski	2.5	2	1	0.0	0.0	0
7 Mason Ramsey	0.0	0	0	0.0	0.0	1

DEFENSE - HARRISON CENTRAL						
Name	Tkl	Solo	Ast	Sack	TFL	Int
3 Brandon Mitchell	4.0	4	0	0.0	0.0	0
34 Jesse Ball	3.5	3	1	0.0	0.0	0
24 Austyn Porter	2.5	2	1	0.0	0.0	1
6 Bryson Porter	2.5	2	1	1.0	0.0	0
67 Antony Risley	2.5	2	1	0.0	0.0	0
7 Grant Sproul	2.0	2	0	0.0	0.0	0
25 Tyler Carter	2.0	2	0	0.0	0.0	0
22 Travis Stenson	2.0	2	0	0.0	0.0	1
78 Lance Smith	2.0	1	2	0.0	0.0	0
60 Brenton Stull	2.0	1	2	0.0	0.0	0
20 Kyle Roberts	1.0	1	0	0.0	0.0	0
28 Tison Johnson	1.0	1	0	0.0	0.0	0
77 Shane Jenkins	1.0	1	0	0.0	0.0	0
33 Lindsey Ball	1.0	1	0	0.0	0.0	0

KICKING - BELLAIRE				
Name	FG	FGA	XP	Pts
7 Mason Ramsey	1	1	0	3

KICKING - HARRISON CENTRAL				
Name	FG	FGA	XP	Pts
48 Logan Starr	0	0	3	3

PUNTING - BELLAIRE

Name	Num	Yds	Avg	I20
7 Mason Ramsey	1	51	51.0	0
4 Thor Duffy	2	32	16.0	0

PUNTING - HARRISON CENTRAL

Name	Num	Yds	Avg	I20
24 Austyn Porter	2	60	30.0	0

PUNT RETURNS - BELLAIRE

Name	Att	Yds	Avg	TD
------	-----	-----	-----	----

PUNT RETURNS - HARRISON CENTRAL

Name	Att	Yds	Avg	TD
------	-----	-----	-----	----

KICKOFF RETURNS - BELLAIRE

Name	Att	Yds	Avg	TD
6 Ty Allen	2	35	17.5	0
32 Anthony Piper	1	9	9.0	0

KICKOFF RETURNS - HARRISON CENTRAL

Name	Att	Yds	Avg	TD
6 Bryson Porter	1	0	0.0	0

Bellaire Offensive Cumulative Statistics

RUSHING						
Name	G	Att	Yds	Avg	TD	YPG
#10 Tyson Camsky	3	52	146	2.8	0	48.7
#15 Justin Keyser	3	4	27	6.8	0	9.0
#6 Ty Allen	3	10	14	1.4	0	4.7
#14 D'eondre Burney	3	4	10	2.5	0	3.3
#5 Dylan Marling	3	1	4	4.0	0	1.3

PASSING									
Name	G	Cmp	Att	Yds	TD	Int	YPG	Pct	QBR
#10 Tyson Camsky	3	34	77	465	3	6	155.0	44.2%	92.2
#3 RayQuan Prayear	3	1	1	45	0	0	15.0	100.0%	478.0

RECEIVING						
Name	G	Rec	Yds	Avg	TD	YPG
#14 D'eondre Burney	3	9	301	33.4	2	100.3
#15 Justin Keyser	3	12	110	9.2	0	36.7
#5 Dylan Marling	3	9	57	6.3	0	19.0
#13 Noah Harris	3	4	38	9.5	0	12.7
#6 Ty Allen	3	1	4	4.0	1	1.3

FUMBLES		
Name	Fumbles Recoveries	Fumbles Lost
#10 Tyson Camsky	1	4
#50 John Price	1	0
#14 D'eondre Burney	1	0
#13 Noah Harris	0	1
#27 Derek Schybal	1	0

TOTAL OFFENSE

Name	G	Plays	Rush - Yards	Pass - Yards	TGT - Rec - Yards	Total Yards	YPG
#10 Tyson Camsky	3	129	52 - 146	77 - 465	0 - 0 - 0	611	203.7
#14 D'eondre Burney	3	4	4 - 10	0 - 0	9 - 9 - 301	311	103.7
#15 Justin Keyser	3	4	4 - 27	0 - 0	13 - 12 - 110	137	45.7
#5 Dylan Marling	3	1	1 - 4	0 - 0	10 - 9 - 57	61	20.3
#3 RayQuan Prayear	3	1	0 - 0	1 - 45	0 - 0 - 0	45	15.0
#13 Noah Harris	3	0	0 - 0	0 - 0	6 - 4 - 38	38	12.7
#6 Ty Allen	3	10	10 - 14	0 - 0	2 - 1 - 4	18	6.0

ALL PURPOSE YARDS

Name	G	Rush	Rec	KR	PR	Int	FR	Total	YPG
#14 D'eondre Burney	3	10	301	0	0	23	(-17)	317	105.7
#15 Justin Keyser	3	27	110	128	7	0	0	272	90.7
#10 Tyson Camsky	3	146	0	0	0	0	0	146	48.7
#6 Ty Allen	3	14	4	44	0	0	0	62	20.7
#5 Dylan Marling	3	4	57	0	0	0	0	61	20.3
#13 Noah Harris	3	0	38	0	0	0	0	38	12.7
#7 Mason Ramsey	3	0	0	0	0	11	0	11	3.7
#32 Anthony Piper	3	0	0	9	0	0	0	9	3.0
#3 RayQuan Prayear	3	0	0	3	0	0	0	3	1.0

SCORING

Name	TD	FG	Kick PAT	2pt PAT	Pts
#14 D'eondre Burney	2	0	0	0	12
#7 Mason Ramsey	0	2	2	0	8
#6 Ty Allen	1	0	0	0	6

Bellaire Defensive Cumulative Statistics

DEFENSE							
Name	Total Tackles	Solo	Assist	Sack - Yds	TFL	Safeties	Pass Breakups
#32 Anthony Piper	30.5	22	17	0 - 0	1.5	0	0
#15 Justin Keyser	21	15	12	0 - 0	3.5	0	3
#50 John Price	21	17	8	1 - 0	2	0	0
#6 Ty Allen	17	11	12	0 - 0	1	0	0
#14 D'eondre Burney	12.5	10	5	0 - 0	2.5	0	3
#44 David McConn	12	10	4	0 - 0	2	0	0
#28 Jordan Mehlman	9.5	7	5	1 - 0	1	0	0
#3 RayQuan Prayear	8	4	8	0 - 0	0.5	0	0
#52 Joshua Sabinski	7.5	4	7	0.5 - 0	0.5	0	0
#27 Derek Schybal	4.5	2	5	0 - 0	0	0	0
#62 Jacob Smith	2.5	1	3	0.5 - 0	0.5	0	1
#7 Mason Ramsey	2.5	0	5	0 - 0	0	0	0
#45 Grant Gheen	2	1	2	0 - 0	0	0	0
#73 Alex Hibbitts	1	1	0	0 - 0	0	0	0
#5 Dylan Marling	1	1	0	0 - 0	0	0	0
#2 Gabriel Rejonis	0.5	0	1	0 - 0	0	0	0
#10 Tyson Camsky	0.5	0	1	0 - 0	0	0	0

INTERCEPTIONS			
Name	Num	Return Yards	TD
#7 Mason Ramsey	2	11	0
#14 D'eondre Burney	1	23	0

FUMBLES				
Name	Forced	Recovered	Recovery Yards	TD
#10 Tyson Camsky	1	1	0	0
#50 John Price	1	1	(-6)	0
#14 D'eondre Burney	0	1	(-17)	0
#27 Derek Schybal	0	1	0	0

Bellaire Special Team Cumulative Statistics

KICKING							
Name	FGM-A	0-19	20-29	30-39	40-49	50+	XPM-A
#7 Mason Ramsey	2 - 2	0 - 0	2 - 2	0 - 0	0 - 0	0 - 0	2 - 3

KICKOFFS				
Name	Num	Yds	Avg	Touchbacks
#7 Mason Ramsey	8	343	42.9	1

PUNTING							
Name	Num	Yds	Avg	I20	Blk	Touchbacks	Fair Catches
#11 Cole LaRoche	10	337	33.7	2	0	0	0
#4 Thor Duffy	2	32	16.0	0	0	0	0
#7 Mason Ramsey	1	51	51.0	0	0	0	0

KICK RETURNS				
Name	Num	Yds	Avg	TD
#15 Justin Keyser	8	128	16.0	0
#6 Ty Allen	3	44	14.7	0
#32 Anthony Piper	1	9	9.0	0
#3 RayQuan Prayear	1	3	3.0	0

PUNT RETURNS				
Name	Num	Yds	Avg	TD
#15 Justin Keyser	2	7	3.5	0

Box Score Report

Bellaire Boys Varsity Football @ John Marshall Boys Varsity Football - 9/18/2015

7:00 PM

BOX SCORE					
Team	1	2	3	4	T
Bellaire	3	7	0	0	10
John Marshall	0	6	8	13	27

SCORING PLAYS					
Team	Quarter	Time	Scoring Play	BEL	JOH
Bellaire	1	00:53	32 yard field goal attempt by #7 Mason Ramsey. Good!	3	0
John Marshall	2	03:59	#5 Chase Gump runs for 32 yards. Touchdown! (Point after kick by #16 Riley Glines no good)	3	6
Bellaire	2	01:13	#10 Tyson Camsky pass complete to #13 Noah Harris for 9 yards. Touchdown! (Point after kick by #7 Mason Ramsey good)	10	6
John Marshall	3	07:28	#5 Chase Gump runs for 1 yards. Touchdown! (Two point conversion pass by #12 Dereck Hess to #10 Lee Henry good)	10	14
John Marshall	4	05:56	#5 Chase Gump runs for 20 yards. Touchdown! (Point after kick by #16 Riley Glines no good)	10	20
John Marshall	4	02:14	#5 Chase Gump runs for 7 yards. Touchdown! (Point after kick by #16 Riley Glines good)	10	27

TEAM STAT COMPARISON		
	Bellaire	John Marshall
Total Offense	194	406
Number of Plays	42	72
Yards per Play	4.6	5.6
Passing	104	69
Completions - Attempts	9 - 17	6 - 11
Yards per Pass	11.6	11.5
Touchdowns - Interceptions	1 - 2	0 - 0
Rushing	90	337
Rushing Attempts	25	61
Yards per Rush	3.6	5.5
Receiving	104	69
Receiving Completions	9	6
Yards per Catch	11.6	11.5
Penalties - Yards	4 - 45	5 - 45
Turnovers	2	1
Fumbles - Lost	0 - 0	2 - 1
Interceptions Thrown	2	0
Punting Attempts - Average Distance	3 - 39.0	2 - 26.5
Defensive Sacks - Yards	0 - 0	0 - 0
Time of Possession	00:17:50	00:30:05
Downs		
First Downs	10	23
First Downs - Rushing	6	18
First Downs - Passing	3	3
First Downs - Penalties	1	2
Third Down Conversions/Attempts	4/10 (40.0%)	7/14 (50.0%)
Fourth Down Conversions/Attempts	0/1 (0.0%)	2/4 (50.0%)

PASSING - BELLAIRE					
Name	Cmp	Att	Yds	TD	Int
10 Tyson Camsky	9	17	104	1	2

PASSING - JOHN MARSHALL					
Name	Cmp	Att	Yds	TD	Int
12 Dereck Hess	6	11	69	0	0

RUSHING- BELLAIRE				
Name	Att	Yds	Avg	TD
10 Tyson Camsky	12	46	3.8	0
6 Ty Allen	4	22	5.5	0
5 Dylan Marling	6	15	2.5	0
14 D'eondre Burney	3	7	2.3	0

RUSHING- JOHN MARSHALL				
Name	Att	Yds	Avg	TD
5 Chase Gump	37	202	5.5	4
12 Dereck Hess	8	67	8.4	0
32 Jimmy Michelucci	12	61	5.1	0
21 Kyle Caruso	1	3	3.0	0
22 Devin Milbert	1	3	3.0	0
3 Tyler Goode	1	2	2.0	0
17 Austin Skrzyneki	1	-1	-1.0	0

RECEIVING- BELLAIRE				
Name	Rec	Yds	Avg	TD
13 Noah Harris	2	44	22.0	1
14 D'eondre Burney	3	36	12.0	0
5 Dylan Marling	2	16	8.0	0
28 Jordan Mehlman	1	5	5.0	0
32 Anthony Piper	1	3	3.0	0

RECEIVING- JOHN MARSHALL				
Name	Rec	Yds	Avg	TD
3 Tyler Goode	2	39	19.5	0
17 Austin Skrzyneki	4	30	7.5	0

DEFENSE - BELLAIRE						
Name	Tkl	Solo	Ast	Sack	TFL	Int
32 Anthony Piper	17.0	9	16	0.0	0.5	0
15 Justin Keyser	10.0	7	6	0.0	0.0	0
52 Joshua Sabinski	8.0	5	6	0.0	0.0	0
50 John Price	5.0	3	4	0.0	1.0	0
44 David McConn	4.5	4	1	0.0	2.0	0
14 D'eondre Burney	4.5	3	3	0.0	0.0	0
28 Jordan Mehlman	4.0	2	4	0.0	0.0	0
6 Ty Allen	2.5	1	3	0.0	0.0	0
24 Hobert Baker	1.5	1	1	0.0	0.0	0
27 Derek Schybal	1.5	1	1	0.0	0.0	0
71 Todd Morris	1.0	1	0	0.0	0.0	0
7 Mason Ramsey	1.0	1	0	0.0	0.0	0
10 Tyson Camsky	1.0	1	0	0.0	0.0	0
5 Dylan Marling	1.0	1	0	0.0	0.0	0
4 Thor Duffy	1.0	1	0	0.0	0.0	0
3 RayQuan Prayear	1.0	1	0	0.0	0.0	0
45 Grant Gheen	0.5	0	1	0.0	0.5	0

DEFENSE - JOHN MARSHALL						
Name	Tkl	Solo	Ast	Sack	TFL	Int
17 Austin Skrzyneki	6.5	6	1	0.0	1.0	2
10 Lee Henry	6.5	4	5	0.0	0.5	0
3 Tyler Goode	4.0	4	0	0.0	0.0	0
32 Jimmy Michelucci	2.5	2	1	0.0	0.0	0
15 Nick Coulter	2.0	2	0	0.0	0.0	0
77 Jacob Kerekes	1.5	1	1	0.0	0.0	0
23 Steven Bailey	1.5	1	1	0.0	0.5	0
33 Criss Purcell	1.5	1	1	0.0	0.0	0
5 Chase Gump	1.0	1	0	0.0	0.0	0
81 Austin Schwing	1.0	1	0	0.0	0.0	0
1 Zach Stein	1.0	1	0	0.0	0.0	0
44 Dalton Blake	1.0	1	0	0.0	0.0	0
9 Jacob Smith	1.0	0	2	0.0	0.0	0
21 Kyle Caruso	0.5	0	1	0.0	0.0	0
76 Seth Walton	0.5	0	1	0.0	0.0	0
34 John Santimarinio	0.5	0	1	0.0	0.0	0
65 Garrett Green	0.5	0	1	0.0	0.0	0

KICKING - BELLAIRE				
Name	FG	FGA	XP	Pts
7 Mason Ramsey	1	1	1	4

KICKING - JOHN MARSHALL				
Name	FG	FGA	XP	Pts
16 Riley Glines	0	0	1	1

PUNTING - BELLAIRE				
Name	Num	Yds	Avg	I20
4 Thor Duffy	3	117	39.0	2

PUNTING - JOHN MARSHALL				
Name	Num	Yds	Avg	I20
34 John Santimario	2	53	26.5	0

PUNT RETURNS - BELLAIRE				
Name	Att	Yds	Avg	TD

PUNT RETURNS - JOHN MARSHALL				
Name	Att	Yds	Avg	TD
1 Zach Stein	1	10	10.0	0
17 Austin Skrzyneki	1	0	0.0	0

KICKOFF RETURNS - BELLAIRE				
Name	Att	Yds	Avg	TD
15 Justin Keyser	1	36	36.0	0
14 D'eondre Burney	1	32	32.0	0

KICKOFF RETURNS - JOHN MARSHALL				
Name	Att	Yds	Avg	TD
17 Austin Skrzyneki	3	80	26.7	0

Bellaire Offensive Cumulative Statistics

RUSHING						
Name	G	Att	Yds	Avg	TD	YPG
#10 Tyson Camsky	4	64	192	3.0	0	48.0
#6 Ty Allen	4	14	36	2.6	0	9.0
#15 Justin Keyser	4	4	27	6.8	0	6.8
#5 Dylan Marling	4	7	19	2.7	0	4.8
#14 D'eondre Burney	4	7	17	2.4	0	4.3

PASSING									
Name	G	Cmp	Att	Yds	TD	Int	YPG	Pct	QBR
#10 Tyson Camsky	4	43	94	569	4	8	142.3	45.7%	93.6
#3 RayQuan Prayear	4	1	1	45	0	0	11.3	100.0%	478.0

RECEIVING						
Name	G	Rec	Yds	Avg	TD	YPG
#14 D'eondre Burney	4	12	337	28.1	2	84.3
#15 Justin Keyser	4	12	110	9.2	0	27.5
#13 Noah Harris	4	6	82	13.7	1	20.5
#5 Dylan Marling	4	11	73	6.6	0	18.3
#28 Jordan Mehlman	4	1	5	5.0	0	1.3
#6 Ty Allen	4	1	4	4.0	1	1.0
#32 Anthony Piper	4	1	3	3.0	0	0.8

FUMBLES		
Name	Fumbles Recoveries	Fumbles Lost
#10 Tyson Camsky	1	4
#50 John Price	1	0
#52 Joshua Sabinski	1	0
#14 D'eondre Burney	1	0
#13 Noah Harris	0	1
#27 Derek Schybal	1	0
#5 Dylan Marling	1	0

TOTAL OFFENSE

Name	G	Plays	Rush - Yards	Pass - Yards	TGT - Rec - Yards	Total Yards	YPG
#10 Tyson Camsky	4	158	64 - 192	94 - 569	0 - 0 - 0	761	190.3
#14 D'eondre Burney	4	7	7 - 17	0 - 0	12 - 12 - 337	354	88.5
#15 Justin Keyser	4	4	4 - 27	0 - 0	13 - 12 - 110	137	34.3
#5 Dylan Marling	4	7	7 - 19	0 - 0	12 - 11 - 73	92	23.0
#13 Noah Harris	4	0	0 - 0	0 - 0	8 - 6 - 82	82	20.5
#3 RayQuan Prayear	4	1	0 - 0	1 - 45	0 - 0 - 0	45	11.3
#6 Ty Allen	4	14	14 - 36	0 - 0	2 - 1 - 4	40	10.0
#28 Jordan Mehlman	4	0	0 - 0	0 - 0	1 - 1 - 5	5	1.3
#32 Anthony Piper	4	0	0 - 0	0 - 0	1 - 1 - 3	3	0.8

ALL PURPOSE YARDS

Name	G	Rush	Rec	KR	PR	Int	FR	Total	YPG
#14 D'eondre Burney	4	17	337	32	0	23	(-17)	392	98.0
#15 Justin Keyser	4	27	110	164	7	0	0	308	77.0
#10 Tyson Camsky	4	192	0	0	0	0	0	192	48.0
#5 Dylan Marling	4	19	73	0	0	0	0	92	23.0
#6 Ty Allen	4	36	4	44	0	0	0	84	21.0
#13 Noah Harris	4	0	82	0	0	0	0	82	20.5
#32 Anthony Piper	4	0	3	9	0	0	0	12	3.0
#7 Mason Ramsey	4	0	0	0	0	11	0	11	2.8
#28 Jordan Mehlman	4	0	5	0	0	0	0	5	1.3
#3 RayQuan Prayear	4	0	0	3	0	0	0	3	0.8

SCORING

Name	TD	FG	Kick PAT	2pt PAT	Pts
#7 Mason Ramsey	0	3	3	0	12
#14 D'eondre Burney	2	0	0	0	12
#6 Ty Allen	1	0	0	0	6
#13 Noah Harris	1	0	0	0	6

Bellaire Defensive Cumulative Statistics

DEFENSE							
Name	Total Tackles	Solo	Assist	Sack - Yds	TFL	Safeties	Pass Breakups
#32 Anthony Piper	47.5	31	33	0 - 0	2	0	0
#15 Justin Keyser	31	22	18	0 - 0	3.5	0	4
#50 John Price	26	20	12	1 - 12	3	0	0
#6 Ty Allen	19.5	12	15	0 - 0	1	0	0
#14 D'eondre Burney	17	13	8	0 - 0	2.5	0	4
#44 David McConn	16.5	14	5	0 - 0	4	0	0
#52 Joshua Sabinski	15.5	9	13	0.5 - 0	0.5	0	0
#28 Jordan Mehlman	13.5	9	9	1 - 0	1	0	0
#3 RayQuan Prayear	9	5	8	0 - 0	0.5	0	0
#27 Derek Schybal	6	3	6	0 - 0	0	0	0
#7 Mason Ramsey	3.5	1	5	0 - 0	0	0	2
#62 Jacob Smith	2.5	1	3	0.5 - 21	0.5	0	1
#45 Grant Gheen	2.5	1	3	0 - 0	0.5	0	0
#5 Dylan Marling	2	2	0	0 - 0	0	0	0
#10 Tyson Camsky	1.5	1	1	0 - 0	0	0	0
#24 Hobert Baker	1.5	1	1	0 - 0	0	0	0
#73 Alex Hibbitts	1	1	0	0 - 0	0	0	0
#71 Todd Morris	1	1	0	0 - 0	0	0	0
#4 Thor Duffy	1	1	0	0 - 0	0	0	0
#2 Gabriel Rejonis	0.5	0	1	0 - 0	0	0	0

INTERCEPTIONS			
Name	Num	Return Yards	TD
#7 Mason Ramsey	2	11	0
#14 D'eondre Burney	1	23	0

FUMBLES				
Name	Forced	Recovered	Recovery Yards	TD
#10 Tyson Camsky	1	1	0	0
#50 John Price	1	1	(-6)	0
#52 Joshua Sabinski	1	1	0	0
#14 D'eondre Burney	0	1	(-17)	0
#27 Derek Schybal	0	1	0	0
#5 Dylan Marling	0	1	0	0

Bellaire Special Team Cumulative Statistics

KICKING							
Name	FGM-A	0-19	20-29	30-39	40-49	50+	XPM-A
#7 Mason Ramsey	3 - 3	0 - 0	2 - 2	1 - 1	0 - 0	0 - 0	3 - 4

KICKOFFS				
Name	Num	Yds	Avg	Touchbacks
#7 Mason Ramsey	11	485	44.1	1

PUNTING							
Name	Num	Yds	Avg	I20	Blk	Touchbacks	Fair Catches
#11 Cole LaRoche	10	337	33.7	2	0	0	0
#4 Thor Duffy	5	149	29.8	2	1	0	0
#7 Mason Ramsey	1	51	51.0	0	0	0	0

KICK RETURNS				
Name	Num	Yds	Avg	TD
#15 Justin Keyser	9	164	18.2	0
#6 Ty Allen	3	44	14.7	0
#14 D'eondre Burney	1	32	32.0	0
#32 Anthony Piper	1	9	9.0	0
#3 RayQuan Prayear	1	3	3.0	0

PUNT RETURNS				
Name	Num	Yds	Avg	TD
#15 Justin Keyser	2	7	3.5	0

Box Score Report

Bellaire Boys Varsity Football @ Buckeye Local Boys Varsity Football - 9/25/2015

7:00 PM

BOX SCORE					
Team	1	2	3	4	T
Bellaire	6	15	28	7	56
Buckeye Local	0	7	0	0	7

SCORING PLAYS					
Team	Quarter	Time	Scoring Play	BEL	BUC
Buckeye Local	1	03:19	#2 Dylan Dokes pass intended for Team. Intercepted by #27 Derek Schybal. (Two point conversion run by #10 Tyson Camsky no good)	6	0
Bellaire	2	06:55	#32 Anthony Piper runs for 3 yards. Touchdown! (Two point conversion pass by #10 Tyson Camsky to #14 D'eondre Burney good)	14	0
Buckeye Local	2	05:03	#31 Mason Patterson runs for 4 yards. Touchdown! (Point after kick by #73 Logan Barsch good)	14	7
Bellaire	2	01:45	#10 Tyson Camsky runs for 12 yards. Touchdown! (Point after kick by #7 Mason Ramsey good)	21	7
Bellaire	3	10:12	#10 Tyson Camsky runs for 52 yards. Touchdown! (Point after kick by #7 Mason Ramsey good)	28	7
Bellaire	3	06:07	#5 Dylan Marling runs for 33 yards. Touchdown! (Point after kick by #7 Mason Ramsey good)	35	7
Buckeye Local	3	03:10	#4 Jared Moore pass intended for Team. Intercepted by #7 Mason Ramsey. (Point after kick by #7 Mason Ramsey good)	42	7
Buckeye Local	3	00:41	#4 Jared Moore pass intended for Team. Intercepted by #14 D'eondre Burney. (Point after kick by #7 Mason Ramsey good)	49	7
Bellaire	4	05:11	#32 Anthony Piper runs for 8 yards. Touchdown! (Point after kick by #7 Mason Ramsey good)	56	7

TEAM STAT COMPARISON		
	Bellaire	Buckeye Local
Total Offense	291	229
Number of Plays	29	58
Yards per Play	10.0	3.9
Passing	52	135
Completions - Attempts	6 - 11	9 - 24
Yards per Pass	8.7	15.0
Touchdowns - Interceptions	0 - 0	0 - 5
Rushing	239	94
Rushing Attempts	18	34
Yards per Rush	13.3	2.8
Receiving	52	130
Receiving Completions	6	8
Yards per Catch	8.7	16.3
Penalties - Yards	7 - 60	4 - 40
Turnovers	0	5
Fumbles - Lost	0 - 0	0 - 0
Interceptions Thrown	0	5
Punting Attempts - Average Distance	2 - 27.0	3 - 16.3
Defensive Sacks - Yards	3 - 0	0 - 0
Time of Possession	00:13:17	00:32:38
Downs		
First Downs	10	13
First Downs - Rushing	7	5
First Downs - Passing	2	7
First Downs - Penalties	1	1
Third Down Conversions/Attempts	3/7 (42.9%)	7/15 (46.7%)
Fourth Down Conversions/Attempts	0/0 (0.0%)	2/6 (33.3%)

PASSING - BELLAIRE					
Name	Cmp	Att	Yds	TD	Int
10 Tyson Camsky	6	11	52	0	0

PASSING - BUCKEYE LOCAL					
Name	Cmp	Att	Yds	TD	Int
4 Jared Moore	6	19	85	0	4
2 Dylan Dokes	3	5	50	0	1

RUSHING- BELLAIRE				
Name	Att	Yds	Avg	TD
32 Anthony Piper	7	137	19.6	2
10 Tyson Camsky	6	58	9.7	2
5 Dylan Marling	2	50	25.0	1
14 D'eondre Burney	3	-6	-2.0	0

RUSHING- BUCKEYE LOCAL				
Name	Att	Yds	Avg	TD
20 John Marelli	9	54	6.0	0
2 Dylan Dokes	8	50	6.3	0
31 Mason Patterson	5	10	2.0	1
33	1	1	1.0	0
43 Ryan Morrow	5	1	0.2	0
15	1	-5	-5.0	0
4 Jared Moore	5	-17	-3.4	0

RECEIVING- BELLAIRE				
Name	Rec	Yds	Avg	TD
5 Dylan Marling	3	31	10.3	0
13 Noah Harris	1	16	16.0	0
14 D'eondre Burney	2	5	2.5	0

RECEIVING- BUCKEYE LOCAL				
Name	Rec	Yds	Avg	TD
84 Nathan Bloom	1	49	49.0	0
42 Andrew Hillman	2	43	21.5	0
43 Ryan Morrow	3	22	7.3	0
85 Bobby Myers	1	9	9.0	0
4 Jared Moore	1	7	7.0	0

DEFENSE - BELLAIRE						
Name	Tkl	Solo	Ast	Sack	TFL	Int
32 Anthony Piper	9.0	8	2	0.0	0.0	0
45 Grant Gheen	8.5	8	1	0.0	2.0	0
67 Steven Krupa	6.5	6	1	0.0	2.0	0
7 Mason Ramsey	5.5	5	1	0.0	0.0	1
4 Thor Duffy	5.5	5	1	0.0	0.0	0
14 D'eondre Burney	5.0	4	2	0.0	0.0	2
52 Joshua Sabinski	4.0	3	2	0.0	0.0	0
44 David McConn	3.5	2	3	2.0	2.0	0
5 Dylan Marling	3.0	3	0	0.0	0.0	0
28 Jordan Mehlman	3.0	3	0	1.0	0.0	0
27 Derek Schybal	2.5	2	1	0.0	0.0	2
13 Noah Harris	2.0	2	0	0.0	0.0	0
50 John Price	2.0	2	0	0.0	2.0	0
24 Hobert Baker	2.0	2	0	0.0	0.0	0
71 Todd Morris	1.5	1	1	0.0	0.0	0
72 Zachary Shimble	1.0	1	0	0.0	0.0	0
59 Michael Funkhouser	0.5	0	1	0.0	0.0	0

KICKING - BELLAIRE				
Name	FG	FGA	XP	Pts
7 Mason Ramsey	0	0	6	6

DEFENSE - BUCKEYE LOCAL						
Name	Tkl	Solo	Ast	Sack	TFL	Int
85 Bobby Myers	4.0	4	0	0.0	0.0	0
24 Corey Neavin	4.0	4	0	0.0	2.0	0
84 Nathan Bloom	3.0	2	2	0.0	0.0	0
31 Mason Patterson	2.5	2	1	0.0	0.0	0
50 Tristan Jones	2.0	2	0	0.0	0.0	0
43 Ryan Morrow	2.0	2	0	0.0	0.0	0
55 Cody Griffith	2.0	1	2	0.0	0.0	0
20 John Marelli	1.0	0	2	0.0	0.0	0
15	1.0	1	0	0.0	0.0	0
16 Brandon Mayle	1.0	1	0	0.0	1.0	0
7 Nate Dwyer	1.0	1	0	0.0	0.0	0

KICKING - BUCKEYE LOCAL				
Name	FG	FGA	XP	Pts
73 Logan Barsch	0	0	1	1

PUNTING - BELLAIRE				
Name	Num	Yds	Avg	I20
4 Thor Duffy	2	54	27.0	0

PUNTING - BUCKEYE LOCAL				
Name	Num	Yds	Avg	I20
42 Andrew Hillman	3	49	16.3	0

PUNT RETURNS - BELLAIRE				
Name	Att	Yds	Avg	TD
7 Mason Ramsey	2	20	10.0	0
13 Noah Harris	1	2	2.0	0

PUNT RETURNS - BUCKEYE LOCAL				
Name	Att	Yds	Avg	TD

KICKOFF RETURNS - BELLAIRE				
Name	Att	Yds	Avg	TD
14 D'eondre Burney	1	31	31.0	0
27 Derek Schybal	1	24	24.0	0

KICKOFF RETURNS - BUCKEYE LOCAL				
Name	Att	Yds	Avg	TD
85 Bobby Myers	5	75	15.0	0
25	1	20	20.0	0
15	1	18	18.0	0
84 Nathan Bloom	1	3	3.0	0

Bellaire Special Team Cumulative Statistics

KICKING							
Name	FGM-A	0-19	20-29	30-39	40-49	50+	XPM-A
#7 Mason Ramsey	3 - 3	0 - 0	2 - 2	1 - 1	0 - 0	0 - 0	9 - 10

KICKOFFS				
Name	Num	Yds	Avg	Touchbacks
#7 Mason Ramsey	20	868	43.4	1

PUNTING							
Name	Num	Yds	Avg	I20	Blk	Touchbacks	Fair Catches
#11 Cole LaRoche	10	337	33.7	2	0	0	0
#4 Thor Duffy	7	203	29.0	2	1	0	0
#7 Mason Ramsey	1	51	51.0	0	0	0	0

KICK RETURNS				
Name	Num	Yds	Avg	TD
#15 Justin Keyser	9	164	18.2	0
#14 D'eondre Burney	2	63	31.5	0
#6 Ty Allen	3	44	14.7	0
#27 Derek Schybal	1	24	24.0	0
#32 Anthony Piper	1	9	9.0	0
#3 RayQuan Prayear	1	3	3.0	0

PUNT RETURNS				
Name	Num	Yds	Avg	TD
#7 Mason Ramsey	2	20	10.0	0
#15 Justin Keyser	2	12	6.0	0
#13 Noah Harris	1	2	2.0	0

Bellaire Offensive Cumulative Statistics

RUSHING						
Name	G	Att	Yds	Avg	TD	YPG
#10 Tyson Camsky	5	70	250	3.6	2	50.0
#32 Anthony Piper	5	7	137	19.6	2	27.4
#5 Dylan Marling	5	9	69	7.7	1	13.8
#6 Ty Allen	5	14	36	2.6	0	7.2
#15 Justin Keyser	5	4	27	6.8	0	5.4
#14 D'eondre Burney	5	10	11	1.1	0	2.2

PASSING									
Name	G	Cmp	Att	Yds	TD	Int	YPG	Pct	QBR
#10 Tyson Camsky	5	49	105	621	4	8	124.2	46.7%	93.7
#3 RayQuan Prayear	5	1	1	45	0	0	9.0	100.0%	478.0

RECEIVING						
Name	G	Rec	Yds	Avg	TD	YPG
#14 D'eondre Burney	5	14	342	24.4	2	68.4
#15 Justin Keyser	5	12	110	9.2	0	22.0
#5 Dylan Marling	5	14	104	7.4	0	20.8
#13 Noah Harris	5	7	98	14.0	1	19.6
#28 Jordan Mehlman	5	1	5	5.0	0	1.0
#6 Ty Allen	5	1	4	4.0	1	0.8
#32 Anthony Piper	5	1	3	3.0	0	0.6

FUMBLES		
Name	Fumbles Recoveries	Fumbles Lost
#10 Tyson Camsky	1	4
#50 John Price	1	0
#52 Joshua Sabinski	1	0
#14 D'eondre Burney	1	0
#13 Noah Harris	0	1
#27 Derek Schybal	1	0
#5 Dylan Marling	1	0

TOTAL OFFENSE							
Name	G	Plays	Rush - Yards	Pass - Yards	TGT - Rec - Yards	Total Yards	YPG
#10 Tyson Camsky	5	175	70 - 250	105 - 621	0 - 0 - 0	871	174.2
#14 D'eondre Burney	5	10	10 - 11	0 - 0	15 - 14 - 342	353	70.6
#5 Dylan Marling	5	9	9 - 69	0 - 0	16 - 14 - 104	173	34.6
#32 Anthony Piper	5	7	7 - 137	0 - 0	1 - 1 - 3	140	28.0
#15 Justin Keyser	5	4	4 - 27	0 - 0	13 - 12 - 110	137	27.4
#13 Noah Harris	5	0	0 - 0	0 - 0	9 - 7 - 98	98	19.6
#3 RayQuan Prayear	5	1	0 - 0	1 - 45	0 - 0 - 0	45	9.0
#6 Ty Allen	5	14	14 - 36	0 - 0	2 - 1 - 4	40	8.0
#28 Jordan Mehman	5	0	0 - 0	0 - 0	1 - 1 - 5	5	1.0

ALL PURPOSE YARDS									
Name	G	Rush	Rec	KR	PR	Int	FR	Total	YPG
#14 D'eondre Burney	5	11	342	63	0	85	(-17)	484	96.8
#15 Justin Keyser	5	27	110	164	12	0	0	313	62.6
#10 Tyson Camsky	5	250	0	0	0	0	0	250	50.0
#27 Derek Schybal	5	0	0	24	0	151	0	175	35.0
#5 Dylan Marling	5	69	104	0	0	0	0	173	34.6
#32 Anthony Piper	5	137	3	9	0	0	0	149	29.8
#13 Noah Harris	5	0	98	0	2	0	0	100	20.0
#6 Ty Allen	5	36	4	44	0	0	0	84	16.8
#7 Mason Ramsey	5	0	0	0	20	39	0	59	11.8
#28 Jordan Mehman	5	0	5	0	0	0	0	5	1.0
#3 RayQuan Prayear	5	0	0	3	0	0	0	3	0.6

SCORING					
Name	TD	FG	Kick PAT	2pt PAT	Pts
#7 Mason Ramsey	1	3	9	0	24
#14 D'eondre Burney	3	0	0	1	20
#10 Tyson Camsky	2	0	0	0	12
#32 Anthony Piper	2	0	0	0	12
#6 Ty Allen	1	0	0	0	6
#5 Dylan Marling	1	0	0	0	6
#27 Derek Schybal	1	0	0	0	6
#13 Noah Harris	1	0	0	0	6

Bellaire Defensive Cumulative Statistics

DEFENSE							
Name	Total Tackles	Solo	Assist	Sack - Yds	TFL	Safeties	Pass Breakups
#32 Anthony Piper	56.5	39	35	0 - 0	2	0	0
#15 Justin Keyser	31	22	18	0 - 0	3.5	0	4
#50 John Price	28	22	12	1 - 12	5	0	0
#14 D'eondre Burney	22	17	10	0 - 0	2.5	0	5
#44 David McConn	20	16	8	2 - 0	6	0	0
#52 Joshua Sabinski	19.5	12	15	0.5 - 0	0.5	0	0
#6 Ty Allen	19.5	12	15	0 - 0	1	0	0
#28 Jordan Mehlman	16.5	12	9	2 - 0	1	0	0
#45 Grant Gheen	11	9	4	0 - 0	2.5	0	0
#3 RayQuan Prayear	9	5	8	0 - 0	0.5	0	0
#7 Mason Ramsey	9	6	6	0 - 0	0	0	2
#27 Derek Schybal	8.5	5	7	0 - 0	0	0	0
#67 Steven Krupa	6.5	6	1	0 - 0	2	0	0
#4 Thor Duffy	6.5	6	1	0 - 0	0	0	2
#5 Dylan Marling	5	5	0	0 - 0	0	0	1
#24 Hobert Baker	3.5	3	1	0 - 0	0	0	0
#62 Jacob Smith	2.5	1	3	0.5 - 21	0.5	0	1
#71 Todd Morris	2.5	2	1	0 - 0	0	0	0
#13 Noah Harris	2	2	0	0 - 0	0	0	0
#10 Tyson Camsky	1.5	1	1	0 - 0	0	0	0
#73 Alex Hibbits	1	1	0	0 - 0	0	0	0
#72 Zachary Shimble	1	1	0	0 - 0	0	0	0
#2 Gabriel Rejonis	0.5	0	1	0 - 0	0	0	0
#59 Michael Funkhouser	0.5	0	1	0 - 0	0	0	0
#23 Sheldon Lekanudos	0	0	0	0 - 0	0	0	1

INTERCEPTIONS			
Name	Num	Return Yards	TD
#7 Mason Ramsey	3	39	1
#14 D'eondre Burney	3	85	1
#27 Derek Schybal	2	151	1

FUMBLES				
Name	Forced	Recovered	Recovery Yards	TD
#10 Tyson Camsky	1	1	0	0
#50 John Price	1	1	(-6)	0
#52 Joshua Sabinski	1	1	0	0
#14 D'eondre Burney	0	1	(-17)	0
#27 Derek Schybal	0	1	0	0
#5 Dylan Marling	0	1	0	0

Box Score Report

Catholic Central Boys Varsity Football @ Bellaire Boys Varsity Football - 10/3/2015

12:30 AM

BOX SCORE					
Team	1	2	3	4	T
Catholic Central	6	8	13	13	40
Bellaire	7	0	0	7	14

SCORING PLAYS					
Team	Quarter	Time	Scoring Play	BEL	
Catholic Central	1	11:13	#11 Tony Barber pass complete to #5 John Fallon for 54 yards. Touchdown! (Point after kick by #9 Lucca DiMichele no good)	6	0
Bellaire	1	00:51	#10 Tyson Camsky pass complete to #13 Noah Harris for 32 yards. Touchdown! (Point after kick by #7 Mason Ramsey good)	6	7
Catholic Central	2	05:18	#11 Tony Barber pass complete to #44 Seth Potenzini for 96 yards. Touchdown! (Two point conversion pass by #11 Tony Barber to #44 Seth Potenzini good)	14	7
Catholic Central	3	05:00	#11 Tony Barber pass complete to #5 John Fallon for 1 yards. Touchdown! (Point after kick by #9 Lucca DiMichele blocked)	20	7
Catholic Central	3	01:43	#11 Tony Barber pass complete to #25 Brody Mihalyo for 46 yards. Touchdown! (Point after kick by #9 Lucca DiMichele good)	27	7
Catholic Central	4	09:32	#11 Tony Barber pass intended for Team. intercepted by #27 Derek Schybal. (Point after kick by #7 Mason Ramsey good)	27	14
Catholic Central	4	08:08	#11 Tony Barber pass complete to #44 Seth Potenzini for 10 yards. Touchdown! (Point after kick by #9 Lucca DiMichele good)	34	14
Catholic Central	4	06:26	#11 Tony Barber pass complete to #14 Cedro Parise for 27 yards. Touchdown! (Point after kick by #9 Lucca DiMichele blocked)	40	14

TEAM STAT COMPARISON

	Catholic Central	Bellaire
Total Offense	564	203
Number of Plays	69	66
Yards per Play	8.2	3.1
Passing	446	167
Completions - Attempts	21 - 30	19 - 49
Yards per Pass	21.2	8.8
Touchdowns - Interceptions	6 - 3	1 - 2
Rushing	118	36
Rushing Attempts	39	17
Yards per Rush	3.0	2.1
Receiving	446	167
Receiving Completions	21	19
Yards per Catch	21.2	8.8
Penalties - Yards	7 - 70	5 - 30
Turnovers	4	3
Fumbles - Lost	1 - 1	1 - 1
Interceptions Thrown	3	2
Punting Attempts - Average Distance	7 - 28.9	10 - 27.7
Defensive Sacks - Yards	1 - 0	1 - 0
Time of Possession	00:25:56	00:21:06
Downs		
First Downs	17	8
First Downs - Rushing	7	2
First Downs - Passing	10	6
First Downs - Penalties	0	0
Third Down Conversions/Attempts	4/14 (28.6%)	2/18 (11.1%)
Fourth Down Conversions/Attempts	0/3 (0.0%)	1/5 (20.0%)

PASSING - CATHOLIC CENTRAL

Name	Cmp	Att	Yds	TD	Int
11 Tony Barber	21	30	446	6	3

PASSING - BELLAIRE

Name	Cmp	Att	Yds	TD	Int
7 Mason Ramsey	10	33	99	0	2
10 Tyson Camsky	9	16	68	1	0

RUSHING - CATHOLIC CENTRAL				
Name	Att	Yds	Avg	TD
14 Cedro Parise	23	101	4.4	0
11 Tony Barber	10	12	1.2	0
40 Levi Thompson	1	5	5.0	0
32 Robbie LeFever	2	3	1.5	0
2 Anthony Heavlin	1	1	1.0	0
44 Seth Potenzini	2	-4	-2.0	0

RUSHING - BELLAIRE				
Name	Att	Yds	Avg	TD
32 Anthony Piper	8	23	2.9	0
10 Tyson Camsky	4	6	1.5	0
7 Mason Ramsey	1	3	3.0	0
15 Justin Keyser	1	3	3.0	0
5 Dylan Marling	3	1	0.3	0

RECEIVING - CATHOLIC CENTRAL				
Name	Rec	Yds	Avg	TD
44 Seth Potenzini	4	137	34.3	2
32 Robbie LeFever	3	99	33.0	0
14 Cedro Parise	6	81	13.5	1
5 John Fallon	3	62	20.7	2
25 Brody Mihalyo	2	47	23.5	1
45 Hayden Daley	3	20	6.7	0

RECEIVING - BELLAIRE				
Name	Rec	Yds	Avg	TD
13 Noah Harris	4	88	22.0	1
5 Dylan Marling	8	25	3.1	0
15 Justin Keyser	3	21	7.0	0
28 Jordan Mehlman	2	18	9.0	0
14 D'eondre Burney	2	15	7.5	0

DEFENSE - CATHOLIC CENTRAL						
Name	Tkl	Solo	Ast	Sack	TFL	Int
32 Robbie LeFever	8.0	8	0	0.0	2.0	0
5 John Fallon	7.0	7	0	0.0	0.0	0
2 Anthony Heavlin	7.0	7	0	0.0	1.0	0
11 Tony Barber	5.5	5	1	0.0	0.0	2
14 Cedro Parise	5.0	5	0	0.0	0.0	0
25 Brody Mihalyo	4.0	4	0	1.0	0.0	0
29 Daniel Harris	4.0	4	0	0.0	1.0	0
40 Levi Thompson	3.0	3	0	0.0	1.0	0
33 Vinnie DiCarlantonio	2.5	2	1	0.0	0.0	0
12 Nate Kilonsky	1.0	1	0	0.0	0.0	0
44 Seth Potenzini	1.0	1	0	0.0	0.0	0
16 Matt Bell	1.0	1	0	0.0	0.0	0
34 Geno DiBlase	0.5	0	1	0.0	0.0	0

DEFENSE - BELLAIRE						
Name	Tkl	Solo	Ast	Sack	TFL	Int
32 Anthony Piper	13.0	12	2	0.0	0.0	0
52 Joshua Sabinski	10.5	10	1	0.0	1.0	0
45 Grant Gheen	9.0	7	4	1.0	1.0	0
50 John Price	8.0	8	0	0.0	0.0	0
44 David McConn	8.0	7	2	0.0	2.0	0
5 Dylan Marling	4.0	4	0	0.0	0.0	0
15 Justin Keyser	4.0	3	2	0.0	0.0	1
7 Mason Ramsey	3.0	3	0	0.0	0.0	0
28 Jordan Mehlman	3.0	3	0	0.0	1.0	0
13 Noah Harris	2.5	2	1	0.0	0.0	0
14 D'eondre Burney	2.0	2	0	0.0	0.0	1
27 Derek Schybal	2.0	2	0	0.0	0.0	1
67 Steven Krupa	2.0	2	0	0.0	0.0	0
4 Thor Duffy	1.0	1	0	0.0	0.0	0
24 Hobert Baker	1.0	1	0	0.0	0.0	0
9 Griffin Heatherington	1.0	1	0	0.0	0.0	0

KICKING - CATHOLIC CENTRAL				
Name	FG	FGA	XP	Pts
9 Lucca DiMichele	0	0	2	2

KICKING - BELLAIRE				
Name	FG	FGA	XP	Pts
7 Mason Ramsey	0	0	2	2

PUNTING - CATHOLIC CENTRAL				
Name	Num	Yds	Avg	I20
44 Seth Potenzini	7	202	28.9	1

PUNTING - BELLAIRE				
Name	Num	Yds	Avg	I20
4 Thor Duffy	10	277	27.7	3

PUNT RETURNS - CATHOLIC CENTRAL

Name	Att	Yds	Avg	TD
5 John Fallon	1	2	2.0	0

PUNT RETURNS - BELLAIRE

Name	Att	Yds	Avg	TD
13 Noah Harris	4	41	10.3	0

KICKOFF RETURNS - CATHOLIC CENTRAL

Name	Att	Yds	Avg	TD
25 Brody Mihalyo	3	90	30.0	0

KICKOFF RETURNS - BELLAIRE

Name	Att	Yds	Avg	TD
13 Noah Harris	3	54	18.0	0
14 D'eondre Burney	1	46	46.0	0
27 Derek Schybal	2	43	21.5	0

Bellaire Offensive Cumulative Statistics

RUSHING						
Name	G	Att	Yds	Avg	TD	YPG
#10 Tyson Camsky	6	74	256	3.5	2	42.7
#32 Anthony Piper	6	15	160	10.7	2	26.7
#5 Dylan Marling	6	12	70	5.8	1	11.7
#6 Ty Allen	6	14	36	2.6	0	6.0
#15 Justin Keyser	6	5	30	6.0	0	5.0
#14 D'eondre Burney	6	10	11	1.1	0	1.8
#7 Mason Ramsey	6	1	3	3.0	0	0.5

PASSING									
Name	G	Cmp	Att	Yds	TD	Int	YPG	Pct	QBR
#10 Tyson Camsky	6	58	121	689	5	8	114.8	47.9%	96.2
#7 Mason Ramsey	6	10	33	99	0	2	16.5	30.3%	43.4
#3 RayQuan Prayear	6	1	1	45	0	0	7.5	100.0%	478.0

RECEIVING						
Name	G	Rec	Yds	Avg	TD	YPG
#14 D'eondre Burney	6	16	357	22.3	2	59.5
#13 Noah Harris	6	11	186	16.9	2	31.0
#15 Justin Keyser	6	15	131	8.7	0	21.8
#5 Dylan Marling	6	22	129	5.9	0	21.5
#28 Jordan Mehlman	6	3	23	7.7	0	3.8
#6 Ty Allen	6	1	4	4.0	1	0.7
#32 Anthony Piper	6	1	3	3.0	0	0.5

FUMBLES

Name	Fumbles Recoveries	Fumbles Lost
#50 John Price	1	0
#10 Tyson Camsky	1	4
#52 Joshua Sabinski	1	0
#45 Grant Gheen	1	0
#14 D'eondre Burney	1	0
#13 Noah Harris	0	1
#27 Derek Schybal	1	0
#5 Dylan Marling	1	1

TOTAL OFFENSE

Name	G	Plays	Rush - Yards	Pass - Yards	TGT - Rec - Yards	Total Yards	YPG
#10 Tyson Camsky	6	195	74 - 256	121 - 689	0 - 0 - 0	945	157.5
#14 D'eondre Burney	6	10	10 - 11	0 - 0	17 - 16 - 357	368	61.3
#5 Dylan Marling	6	12	12 - 70	0 - 0	25 - 22 - 129	199	33.2
#13 Noah Harris	6	0	0 - 0	0 - 0	13 - 11 - 186	186	31.0
#32 Anthony Piper	6	15	15 - 160	0 - 0	1 - 1 - 3	163	27.2
#15 Justin Keyser	6	5	5 - 30	0 - 0	16 - 15 - 131	161	26.8
#7 Mason Ramsey	6	34	1 - 3	33 - 99	0 - 0 - 0	102	17.0
#3 RayQuan Prayear	6	1	0 - 0	1 - 45	0 - 0 - 0	45	7.5
#6 Ty Allen	6	14	14 - 36	0 - 0	2 - 1 - 4	40	6.7
#28 Jordan Mehlman	6	0	0 - 0	0 - 0	3 - 3 - 23	23	3.8

ALL PURPOSE YARDS

Name	G	Rush	Rec	KR	PR	Int	FR	Total	YPG
#14 D'eondre Burney	6	11	357	109	0	85	(-17)	545	90.8
#15 Justin Keyser	6	30	131	164	12	58	0	395	65.8
#13 Noah Harris	6	0	186	54	43	0	0	283	47.2
#10 Tyson Camsky	6	256	0	0	0	0	0	256	42.7
#27 Derek Schybal	6	0	0	67	0	184	0	251	41.8
#5 Dylan Marling	6	70	129	0	0	0	0	199	33.2
#32 Anthony Piper	6	160	3	9	0	0	0	172	28.7
#6 Ty Allen	6	36	4	44	0	0	0	84	14.0
#7 Mason Ramsey	6	3	0	0	20	39	0	62	10.3
#28 Jordan Mehlman	6	0	23	0	0	0	0	23	3.8
#3 RayQuan Prayear	6	0	0	3	0	0	0	3	0.5

SCORING

Name	TD	FG	Kick PAT	2pt PAT	Pts
#7 Mason Ramsey	1	3	11	0	26
#14 D'eondre Burney	3	0	0	1	20
#10 Tyson Camsky	2	0	0	0	12
#27 Derek Schybal	2	0	0	0	12
#32 Anthony Piper	2	0	0	0	12
#13 Noah Harris	2	0	0	0	12
#6 Ty Allen	1	0	0	0	6
#5 Dylan Marling	1	0	0	0	6

Bellaire Defensive Cumulative Statistics

DEFENSE							
Name	Total Tackles	Solo	Assist	Sack - Yds	TFL	Safeties	Pass Breakups
#32 Anthony Piper	69.5	51	37	0 - 0	2	0	0
#50 John Price	36	30	12	1 - 12	5	0	0
#15 Justin Keyser	35	25	20	0 - 0	3.5	0	4
#52 Joshua Sabinski	30	22	16	0.5 - 0	1.5	0	0
#44 David McConnell	28	23	10	2 - 0	8	0	0
#14 D'eondre Burney	24	19	10	0 - 0	2.5	0	5
#45 Grant Gheen	20	16	8	1 - 0	3.5	0	0
#28 Jordan Mehlman	19.5	15	9	2 - 0	2	0	0
#6 Ty Allen	19.5	12	15	0 - 0	1	0	0
#7 Mason Ramsey	12	9	6	0 - 0	0	0	2
#27 Derek Schybal	10.5	7	7	0 - 0	0	0	0
#3 RayQuan Prayear	9	5	8	0 - 0	0.5	0	0
#5 Dylan Marling	9	9	0	0 - 0	0	0	2
#67 Steven Krupa	8.5	8	1	0 - 0	2	0	0
#4 Thor Duffy	7.5	7	1	0 - 0	0	0	3
#24 Hobert Baker	4.5	4	1	0 - 0	0	0	0
#13 Noah Harris	4.5	4	1	0 - 0	0	0	2
#62 Jacob Smith	2.5	1	3	0.5 - 21	0.5	0	1
#71 Todd Morris	2.5	2	1	0 - 0	0	0	0
#10 Tyson Camsky	1.5	1	1	0 - 0	0	0	0
#73 Alex Hibbitts	1	1	0	0 - 0	0	0	0
#72 Zachary Shible	1	1	0	0 - 0	0	0	0
#9 Griffin Heatherington	1	1	0	0 - 0	0	0	0
#2 Gabriel Rejonis	0.5	0	1	0 - 0	0	0	0
#59 Michael Funkhouser	0.5	0	1	0 - 0	0	0	0
#23 Sheldon Lekanudos	0	0	0	0 - 0	0	0	1

INTERCEPTIONS

Name	Num	Return Yards	TD
#14 D'eondre Burney	4	85	1
#7 Mason Ramsey	3	39	1
#27 Derek Schybal	3	184	2
#15 Justin Keyser	1	58	0

FUMBLES

Name	Forced	Recovered	Recovery Yards	TD
#50 John Price	2	1	(-6)	0
#10 Tyson Camsky	1	1	0	0
#52 Joshua Sabinski	1	1	0	0
#4 Thor Duffy	1	0	0	0
#45 Grant Gheen	1	1	0	0
#14 D'eondre Burney	0	1	(-17)	0
#27 Derek Schybal	0	1	0	0
#5 Dylan Marling	0	1	0	0

Bellaire Special Team Cumulative Statistics

KICKING							
Name	FGM-A	0-19	20-29	30-39	40-49	50+	XPM-A
#7 Mason Ramsey	3 - 3	0 - 0	2 - 2	1 - 1	0 - 0	0 - 0	11 - 12

KICKOFFS				
Name	Num	Yds	Avg	Touchbacks
#7 Mason Ramsey	23	999	43.4	1

PUNTING							
Name	Num	Yds	Avg	I20	Blk	Touchbacks	Fair Catches
#4 Thor Duffy	17	480	28.2	5	1	0	0
#11 Cole LaRoche	10	337	33.7	2	0	0	0
#7 Mason Ramsey	1	51	51.0	0	0	0	0

KICK RETURNS				
Name	Num	Yds	Avg	TD
#15 Justin Keyser	9	164	18.2	0
#14 D'eondre Burney	3	109	36.3	0
#27 Derek Schybal	3	67	22.3	0
#13 Noah Harris	3	54	18.0	0
#6 Ty Allen	3	44	14.7	0
#32 Anthony Piper	1	9	9.0	0
#3 RayQuan Prayear	1	3	3.0	0

PUNT RETURNS				
Name	Num	Yds	Avg	TD
#13 Noah Harris	5	43	8.6	0
#7 Mason Ramsey	2	20	10.0	0
#15 Justin Keyser	2	12	6.0	0

Box Score Report

St. Clairsville Boys Varsity Football @ Bellaire Boys Varsity Football - 10/10/2015

12:30 AM

BOX SCORE					
Team	1	2	3	4	T
St. Clairsville	10	7	0	19	36
Bellaire	6	7	0	8	21

SCORING PLAYS					
Team	Quarter	Time	Scoring Play	SAI	BEL
St. Clairsville	1	09:37	35 yard field goal attempt by #19 Matt Greenwood. Good!	3	0
Bellaire	1	03:54	#7 Mason Ramsey pass complete to #13 Noah Harris for 61 yards. Touchdown! (Point after kick by #7 Mason Ramsey no good)	3	6
St. Clairsville	1	01:11	#5 Brendan Ferns runs for 6 yards. Touchdown! (Point after kick by #19 Matt Greenwood good)	10	6
Bellaire	2	06:17	#7 Mason Ramsey pass complete to #13 Noah Harris for 10 yards. Touchdown! (Point after kick by #7 Mason Ramsey good)	10	13
St. Clairsville	2	01:08	#10 Zach Bigelow pass complete to #12 Christian Witchey for 13 yards. Touchdown! (Point after kick by #19 Matt Greenwood good)	17	13
St. Clairsville	4	10:58	#5 Brendan Ferns runs for 1 yards. Touchdown! (Point after kick by #19 Matt Greenwood blocked)	23	13
St. Clairsville	4	09:45	#10 Zach Bigelow runs for 62 yards. Touchdown! (Point after kick by #19 Matt Greenwood blocked)	29	13
St. Clairsville	4	01:58	#24 Nick Falbo runs for 3 yards. Touchdown! (Point after kick by #19 Matt Greenwood good)	36	13
Bellaire	4	00:21	#11 Cole LaRoche pass complete to #27 Derek Schybal for 15 yards. Touchdown! (Two point conversion pass by #11 Cole LaRoche to #32 Anthony Piper good)	36	21

TEAM STAT COMPARISON		
	St. Clairsville	Bellaire
Total Offense	438	299
Number of Plays	65	57
Yards per Play	6.7	5.2
Passing	179	286
Completions - Attempts	14 - 23	24 - 44
Yards per Pass	12.8	11.9
Touchdowns - Interceptions	1 - 2	3 - 4
Rushing	259	13
Rushing Attempts	42	13
Yards per Rush	6.2	1.0
Receiving	179	286
Receiving Completions	14	24
Yards per Catch	12.8	11.9
Penalties - Yards	9 - 95	5 - 50
Turnovers	5	4
Fumbles - Lost	3 - 3	0 - 0
Interceptions Thrown	2	4
Punting Attempts - Average Distance	1 - 33.0	6 - 21.2
Defensive Sacks - Yards	1 - 3	1 - 8
Time of Possession	00:26:06	00:21:27
Downs		
First Downs	18	13
First Downs - Rushing	8	2
First Downs - Passing	8	8
First Downs - Penalties	2	3
Third Down Conversions/Attempts	5/11 (45.5%)	6/13 (46.2%)
Fourth Down Conversions/Attempts	2/3 (66.7%)	1/2 (50.0%)

PASSING - ST. CLAIRSVILLE					
Name	Cmp	Att	Yds	TD	Int
10 Zach Bigelow	13	22	159	1	2
5 Brendan Ferns	1	1	20	0	0

PASSING - BELLAIRE					
Name	Cmp	Att	Yds	TD	Int
7 Mason Ramsey	19	36	210	2	4
11 Cole LaRoche	5	8	76	1	0

RUSHING - ST. CLAIRSVILLE				
Name	Att	Yds	Avg	TD
10 Zach Bigelow	14	111	7.9	1
5 Brendan Ferns	18	107	5.9	2
24 Nick Falbo	6	19	3.2	1
34 Jake Stewart	1	16	16.0	0
35 Gage Cuiksa	3	6	2.0	0

RUSHING - BELLAIRE				
Name	Att	Yds	Avg	TD
11 Cole LaRoche	1	10	10.0	0
7 Mason Ramsey	4	7	1.8	0
32 Anthony Piper	6	0	0.0	0
14 D'eondre Burney	2	-4	-2.0	0

RECEIVING - ST. CLAIRSVILLE				
Name	Rec	Yds	Avg	TD
5 Brendan Ferns	4	47	11.8	0
13 Logan Thompson	1	38	38.0	0
1 Daniel Trouten	3	31	10.3	0
33 Devon Harris	2	20	10.0	0
24 Nick Falbo	1	20	20.0	0
12 Christian Witchey	1	13	13.0	1
2 Logan Williams	1	7	7.0	0
18 Cole Skaggs	1	3	3.0	0

RECEIVING - BELLAIRE				
Name	Rec	Yds	Avg	TD
13 Noah Harris	6	125	20.8	2
5 Dylan Marling	6	56	9.3	0
27 Derek Schybal	3	56	18.7	1
14 D'eondre Burney	5	27	5.4	0
32 Anthony Piper	4	22	5.5	0

DEFENSE - ST. CLAIRSVILLE						
Name	Tkl	Solo	Ast	Sack	TFL	Int
34 Jake Stewart	8.0	6	4	1.0	1.5	0
5 Brendan Ferns	6.5	5	3	0.0	0.0	1
18 Cole Skaggs	2.0	2	0	0.0	1.0	0
33 Devon Harris	2.0	2	0	0.0	0.0	1
16 Caleb Stotridge	2.0	2	0	0.0	0.0	0
50 Troy Powell	2.0	2	0	0.0	0.0	0
1 Daniel Trouten	1.5	1	1	0.0	0.5	0
24 Nick Falbo	1.5	1	1	0.0	0.0	0
8 Jayden Starks	1.0	1	0	0.0	0.0	0
71 John Hawley	1.0	1	0	0.0	0.0	0
13 Logan Thompson	1.0	1	0	0.0	1.0	1
57 Devin Helt	1.0	1	0	0.0	0.0	0
2 Logan Williams	1.0	1	0	0.0	0.0	0
11 Kyle Storer	1.0	1	0	0.0	0.0	0
53 Luke Sorge	1.0	1	0	0.0	1.0	0
23 Matthew Busby	1.0	1	0	0.0	0.0	0
54 Brad LeCron	1.0	1	0	0.0	1.0	0
62 Haydn Lewis	1.0	1	0	0.0	1.0	0
22 Joey Maroon	0.5	0	1	0.0	0.0	0
35 Gage Cuiksa	0.0	0	0	0.0	0.0	1

DEFENSE - BELLAIRE						
Name	Tkl	Solo	Ast	Sack	TFL	Int
4 Thor Duffy	9.5	8	3	0.0	0.0	0
14 D'eondre Burney	8.0	7	2	0.0	0.0	0
50 John Price	7.5	5	5	0.0	1.0	0
5 Dylan Marling	5.0	4	2	0.0	0.5	0
32 Anthony Piper	5.0	2	6	0.0	0.0	1
44 David McConn	4.0	3	2	1.0	2.0	0
6 Ty Allen	3.5	1	5	0.0	2.0	0
45 Grant Gheen	3.0	3	0	0.0	0.0	1
27 Derek Schybal	2.0	2	0	0.0	0.0	0
28 Jordan Mehlman	2.0	2	0	0.0	1.0	0
13 Noah Harris	1.5	1	1	0.0	0.5	0
52 Joshua Sabinski	1.0	0	2	0.0	0.0	0

KICKING - ST. CLAIRSVILLE				
Name	FG	FGA	XP	Pts
19 Matt Greenwood	1	2	3	6

KICKING - BELLAIRE				
Name	FG	FGA	XP	Pts
7 Mason Ramsey	0	0	1	1

PUNTING - ST. CLAIRSVILLE				
Name	Num	Yds	Avg	I20
12 Christian Witchey	1	33	33.0	1

PUNTING - BELLAIRE				
Name	Num	Yds	Avg	I20
4 Thor Duffy	6	127	21.2	0

PUNT RETURNS - ST. CLAIRSVILLE				
Name	Att	Yds	Avg	TD
1 Daniel Trouten	1	12	12.0	0

PUNT RETURNS - BELLAIRE				
Name	Att	Yds	Avg	TD

KICKOFF RETURNS - ST. CLAIRSVILLE				
Name	Att	Yds	Avg	TD
1 Daniel Trouten	1	53	53.0	0
2 Logan Williams	2	37	18.5	0
10 Zach Bigelow	1	0	0.0	0

KICKOFF RETURNS - BELLAIRE				
Name	Att	Yds	Avg	TD
14 D'eondre Burney	4	83	20.8	0
27 Derek Schybal	2	29	14.5	0

Bellaire Offensive Cumulative Statistics

RUSHING						
Name	G	Att	Yds	Avg	TD	YPG
#10 Tyson Camsky	7	74	256	3.5	2	36.6
#32 Anthony Piper	7	21	160	7.6	2	22.9
#5 Dylan Marling	7	12	70	5.8	1	10.0
#6 Ty Allen	7	14	36	2.6	0	5.1
#15 Justin Keyser	7	5	30	6.0	0	4.3
#11 Cole LaRoche	7	1	10	10.0	0	1.4
#7 Mason Ramsey	7	5	10	2.0	0	1.4
#14 D'eondre Burney	7	12	7	0.6	0	1.0

PASSING									
Name	G	Cmp	Att	Yds	TD	Int	YPG	Pct	QBR
#10 Tyson Camsky	7	58	121	689	5	8	98.4	47.9%	96.2
#7 Mason Ramsey	7	29	69	309	2	6	44.1	42.0%	71.8
#11 Cole LaRoche	7	5	8	76	1	0	10.9	62.5%	183.6
#3 RayQuan Prayear	7	1	1	45	0	0	6.4	100.0%	478.0

RECEIVING						
Name	G	Rec	Yds	Avg	TD	YPG
#14 D'eondre Burney	7	21	384	18.3	2	54.9
#13 Noah Harris	7	17	311	18.3	4	44.4
#5 Dylan Marling	7	28	185	6.6	0	26.4
#15 Justin Keyser	7	15	131	8.7	0	18.7
#27 Derek Schybal	7	3	56	18.7	1	8.0
#32 Anthony Piper	7	5	25	5.0	0	3.6
#28 Jordan Mehلمان	7	3	23	7.7	0	3.3
#6 Ty Allen	7	1	4	4.0	1	0.6

FUMBLES

Name	Fumbles Recoveries	Fumbles Lost
#50 John Price	2	0
#45 Grant Gheen	1	0
#10 Tyson Camsky	1	4
#14 D'eondre Burney	1	0
#52 Joshua Sabinski	2	0
#32 Anthony Piper	1	0
#13 Noah Harris	0	1
#27 Derek Schybal	1	0
#5 Dylan Marling	1	1

TOTAL OFFENSE

Name	G	Plays	Rush - Yards	Pass - Yards	TGT - Rec - Yards	Total Yards	YPG
#10 Tyson Camsky	7	195	74 - 256	121 - 689	0 - 0 - 0	945	135.0
#14 D'eondre Burney	7	12	12 - 7	0 - 0	23 - 21 - 384	391	55.9
#7 Mason Ramsey	7	74	5 - 10	69 - 309	0 - 0 - 0	319	45.6
#13 Noah Harris	7	0	0 - 0	0 - 0	19 - 17 - 311	311	44.4
#5 Dylan Marling	7	12	12 - 70	0 - 0	31 - 28 - 185	255	36.4
#32 Anthony Piper	7	21	21 - 160	0 - 0	5 - 5 - 25	185	26.4
#15 Justin Keyser	7	5	5 - 30	0 - 0	16 - 15 - 131	161	23.0
#11 Cole LaRoche	7	9	1 - 10	8 - 76	0 - 0 - 0	86	12.3
#27 Derek Schybal	7	0	0 - 0	0 - 0	4 - 3 - 56	56	8.0
#3 RayQuan Prayear	7	1	0 - 0	1 - 45	0 - 0 - 0	45	6.4
#6 Ty Allen	7	14	14 - 36	0 - 0	2 - 1 - 4	40	5.7
#28 Jordan Mehiman	7	0	0 - 0	0 - 0	3 - 3 - 23	23	3.3

ALL PURPOSE YARDS

Name	G	Rush	Rec	KR	PR	Int	FR	Total	YPG
#14 D'eondre Burney	7	7	384	192	0	85	(-17)	651	93.0
#13 Noah Harris	7	0	311	54	43	0	0	408	58.3
#15 Justin Keyser	7	30	131	164	12	58	0	395	56.4
#27 Derek Schybal	7	0	56	96	0	184	0	336	48.0
#10 Tyson Camsky	7	256	0	0	0	0	0	256	36.6
#5 Dylan Marling	7	70	185	0	0	0	0	255	36.4
#32 Anthony Piper	7	160	25	9	0	31	9	234	33.4
#6 Ty Allen	7	36	4	44	0	0	0	84	12.0
#7 Mason Ramsey	7	10	0	0	20	39	0	69	9.9
#28 Jordan Mehلمان	7	0	23	0	0	0	0	23	3.3
#11 Cole LaRoche	7	10	0	0	0	0	0	10	1.4
#3 RayQuan Prayear	7	0	0	3	0	0	0	3	0.4

SCORING

Name	TD	FG	Kick PAT	2pt PAT	Pts
#7 Mason Ramsey	1	3	12	0	27
#13 Noah Harris	4	0	0	0	24
#14 D'eondre Burney	3	0	0	1	20
#27 Derek Schybal	3	0	0	0	18
#32 Anthony Piper	2	0	0	1	14
#10 Tyson Camsky	2	0	0	0	12
#6 Ty Allen	1	0	0	0	6
#5 Dylan Marling	1	0	0	0	6

Bellaire Defensive Cumulative Statistics

DEFENSE							
Name	Total Tackles	Solo	Assist	Sack - Yds	TFL	Safeties	Pass Breakups
#32 Anthony Piper	74.5	53	43	0 - 0	2	0	0
#50 John Price	43.5	35	17	1 - 12	6	0	0
#15 Justin Keyser	35	25	20	0 - 0	3.5	0	4
#14 D'eondre Burney	32	26	12	0 - 0	2.5	0	6
#44 David McConn	32	26	12	3 - 8	10	0	0
#52 Joshua Sabinski	31	22	18	0.5 - 0	1.5	0	0
#6 Ty Allen	23	13	20	0 - 0	3	0	0
#45 Grant Gheen	23	19	8	1 - 0	3.5	0	0
#28 Jordan Mehلمان	21.5	17	9	2 - 0	3	0	0
#4 Thor Duffy	17	15	4	0 - 0	0	0	3
#5 Dylan Marling	14	13	2	0 - 0	0.5	0	2
#27 Derek Schybal	12.5	9	7	0 - 0	0	0	1
#7 Mason Ramsey	12	9	6	0 - 0	0	0	2
#3 RayQuan Prayear	9	5	8	0 - 0	0.5	0	0
#67 Steven Krupa	8.5	8	1	0 - 0	2	0	0
#13 Noah Harris	6	5	2	0 - 0	0.5	0	3
#24 Hobert Baker	4.5	4	1	0 - 0	0	0	0
#62 Jacob Smith	2.5	1	3	0.5 - 21	0.5	0	1
#71 Todd Morris	2.5	2	1	0 - 0	0	0	0
#10 Tyson Camsky	1.5	1	1	0 - 0	0	0	0
#73 Alex Hibbits	1	1	0	0 - 0	0	0	0
#72 Zachary Shimbie	1	1	0	0 - 0	0	0	0
#9 Griffin Heatherington	1	1	0	0 - 0	0	0	0
#2 Gabriel Rejonis	0.5	0	1	0 - 0	0	0	0
#59 Michael Funkhouser	0.5	0	1	0 - 0	0	0	0
#23 Sheldon Lekanudos	0	0	0	0 - 0	0	0	1

INTERCEPTIONS

Name	Num	Return Yards	TD
#14 D'eondre Burney	4	85	1
#7 Mason Ramsey	3	39	1
#27 Derek Schybal	3	184	2
#45 Grant Gheen	1	0	0
#32 Anthony Piper	1	31	0
#15 Justin Keyser	1	58	0

FUMBLES

Name	Forced	Recovered	Recovery Yards	TD
#50 John Price	2	2	(-6)	0
#45 Grant Gheen	2	1	0	0
#10 Tyson Camsky	1	1	0	0
#14 D'eondre Burney	1	1	(-17)	0
#52 Joshua Sabinski	1	2	(-6)	0
#32 Anthony Piper	1	1	9	0
#4 Thor Duffy	1	0	0	0
#27 Derek Schybal	0	1	0	0
#5 Dylan Marling	0	1	0	0

Bellaire Special Team Cumulative Statistics

KICKING							
Name	FGM-A	0-19	20-29	30-39	40-49	50+	XPM-A
#7 Mason Ramsey	3 - 3	0 - 0	2 - 2	1 - 1	0 - 0	0 - 0	12 - 14

KICKOFFS				
Name	Num	Yds	Avg	Touchbacks
#7 Mason Ramsey	26	1138	43.8	1
#11 Cole LaRoche	1	11	11.0	0

PUNTING							
Name	Num	Yds	Avg	I20	Blk	Touchbacks	Fair Catches
#4 Thor Duffy	23	607	26.4	5	1	0	0
#11 Cole LaRoche	10	337	33.7	2	0	0	0
#7 Mason Ramsey	1	51	51.0	0	0	0	0

KICK RETURNS					
Name	Num	Yds	Avg	TD	
#14 D'eondre Burney	7	192	27.4	0	
#15 Justin Keyser	9	164	18.2	0	
#27 Derek Schybal	5	96	19.2	0	
#13 Noah Harris	3	54	18.0	0	
#6 Ty Allen	3	44	14.7	0	
#32 Anthony Piper	1	9	9.0	0	
#3 RayQuan Prayear	1	3	3.0	0	

PUNT RETURNS				
Name	Num	Yds	Avg	TD
#13 Noah Harris	5	43	8.6	0
#7 Mason Ramsey	2	20	10.0	0
#15 Justin Keyser	2	12	6.0	0

Box Score Report

Shadyside Boys Varsity Football @ Bellaire Boys Varsity Football - 10/17/2015

12:30 AM

BOX SCORE					
Team	1	2	3	4	T
Shadyside	7	7	0	0	14
Bellaire	0	0	0	0	0

SCORING PLAYS					
Team	Quarter	Time	Scoring Play	SHA	BEL
Shadyside	1	06:18	#3 Jesse Cain runs for 1 yards. Touchdown! (Point after kick by #5 Billy Johnson good)	7	0
Shadyside	2	02:26	#10 Stevie Doughty runs for 9 yards. Touchdown! (Point after kick by #5 Billy Johnson good)	14	0

TEAM STAT COMPARISON		
	Shadyside	Bellaire
Total Offense	277	102
Number of Plays	72	51
Yards per Play	3.8	2.0
Passing	46	92
Completions - Attempts	5 - 10	10 - 34
Yards per Pass	9.2	9.2
Touchdowns - Interceptions	0 - 0	0 - 4
Rushing	231	10
Rushing Attempts	62	17
Yards per Rush	3.7	0.6
Receiving	46	92
Receiving Completions	5	10
Yards per Catch	9.2	9.2
Penalties - Yards	6 - 65	7 - 50
Turnovers	3	4
Fumbles - Lost	3 - 3	0 - 0
Interceptions Thrown	0	4
Punting Attempts - Average Distance	6 - 24.8	6 - 31.8
Defensive Sacks - Yards	2 - 14	4 - 20
Time of Possession	00:30:07	00:17:53
Downs		
First Downs	17	7
First Downs - Rushing	15	0
First Downs - Passing	2	5
First Downs - Penalties	0	2
Third Down Conversions/Attempts	6/14 (42.9%)	5/15 (33.3%)
Fourth Down Conversions/Attempts	0/1 (0.0%)	0/2 (0.0%)

PASSING - SHADYSIDE					
Name	Cmp	Att	Yds	TD	Int
5 Billy Johnson	5	10	46	0	0

PASSING - BELLAIRE					
Name	Cmp	Att	Yds	TD	Int
7 Mason Ramsey	10	34	92	0	4

RUSHING - SHADYSIDE				
Name	Att	Yds	Avg	TD
3 Jesse Cain	25	101	4.0	1
10 Stevie Doughty	18	88	4.9	1
32 Alex Krupa	12	48	4.0	0
5 Billy Johnson	7	-6	-0.9	0

RUSHING - BELLAIRE				
Name	Att	Yds	Avg	TD
10 Tyson Camsky	6	16	2.7	0
32 Anthony Piper	3	-2	-0.7	0
7 Mason Ramsey	8	-4	-0.5	0

RECEIVING - SHADYSIDE				
Name	Rec	Yds	Avg	TD
10 Stevie Doughty	2	18	9.0	0
15 Chase Wade	1	13	13.0	0
21 Logan Cline	1	9	9.0	0
20 Gregory Quinn	1	6	6.0	0

RECEIVING - BELLAIRE				
Name	Rec	Yds	Avg	TD
13 Noah Harris	4	54	13.5	0
10 Tyson Camsky	3	32	10.7	0
5 Dylan Marling	2	8	4.0	0
14 D'eondre Burney	1	-2	-2.0	0

DEFENSE - SHADYSIDE						
Name	Tkl	Solo	Ast	Sack	TFL	Int
20 Gregory Quinn	4.0	4	0	0.0	1.0	1
60	3.5	3	1	0.0	0.5	0
5 Billy Johnson	3.5	3	1	0.0	0.0	0
76	3.0	2	2	0.0	1.0	0
62	2.5	2	1	0.0	1.5	0
15 Chase Wade	2.0	1	2	1.0	1.0	0
32 Alex Krupa	2.0	2	0	0.0	0.0	0
10 Stevie Doughty	2.0	2	0	0.0	0.0	0
56 Donnie Meadows	1.5	1	1	1.0	1.0	0
3 Jesse Cain	1.0	1	0	0.0	0.0	0
23 Jacob Lennox	1.0	1	0	0.0	0.0	0
30 Cody Hawthorne	0.5	0	1	0.0	0.0	0
21 Logan Cline	0.5	0	1	0.0	0.0	2
50 Chaz Davis	0.0	0	0	0.0	0.0	1

DEFENSE - BELLAIRE						
Name	Tkl	Solo	Ast	Sack	TFL	Int
32 Anthony Piper	13.5	6	15	0.0	0.0	0
6 Ty Allen	8.5	4	9	1.0	2.0	0
14 D'eondre Burney	8.5	4	9	0.0	0.0	0
10 Tyson Camsky	7.5	3	9	0.0	1.0	0
50 John Price	5.5	4	3	0.5	0.5	0
15 Justin Keyser	5.0	1	8	0.0	0.0	0
28 Jordan Mehlman	3.5	1	5	1.5	1.0	0
44 David McConn	3.0	2	2	1.0	1.5	0
27 Derek Schybal	2.5	2	1	0.0	0.0	0
52 Joshua Sabinski	2.5	0	5	0.0	0.0	0
13 Noah Harris	2.0	2	0	0.0	1.0	0
45 Grant Gheen	1.5	1	1	0.0	1.0	0
4 Thor Duffy	0.5	0	1	0.0	0.0	0

KICKING - SHADYSIDE				
Name	FG	FGA	XP	Pts
5 Billy Johnson	0	0	2	2

KICKING - BELLAIRE				
Name	FG	FGA	XP	Pts

PUNTING - SHADYSIDE				
Name	Num	Yds	Avg	I20
24 Shadow Gibson	6	149	24.8	0

PUNTING - BELLAIRE				
Name	Num	Yds	Avg	I20
4 Thor Duffy	6	191	31.8	2

PUNT RETURNS - SHADYSIDE				
Name	Att	Yds	Avg	TD
21 Logan Cline	1	8	8.0	0

PUNT RETURNS - BELLAIRE				
Name	Att	Yds	Avg	TD
15 Justin Keyser	1	13	13.0	0

KICKOFF RETURNS - SHADYSIDE				
Name	Att	Yds	Avg	TD
21 Logan Cline	1	22	22.0	0

KICKOFF RETURNS - BELLAIRE				
Name	Att	Yds	Avg	TD
6 Ty Allen	1	8	8.0	0
45 Grant Gheen	1	1	1.0	0

Bellaire Offensive Cumulative Statistics

RUSHING						
Name	G	Att	Yds	Avg	TD	YPG
#10 Tyson Camsky	8	80	272	3.4	2	34.0
#32 Anthony Piper	8	24	158	6.6	2	19.8
#5 Dylan Marling	8	12	70	5.8	1	8.8
#6 Ty Allen	8	14	36	2.6	0	4.5
#15 Justin Keyser	8	5	30	6.0	0	3.8
#11 Cole LaRoche	8	1	10	10.0	0	1.3
#14 D'eondre Burney	8	12	7	0.6	0	0.9
#7 Mason Ramsey	8	13	6	0.5	0	0.8

PASSING									
Name	G	Cmp	Att	Yds	TD	Int	YPG	Pct	QBR
#10 Tyson Camsky	8	58	121	689	5	8	86.1	47.9%	96.2
#7 Mason Ramsey	8	39	103	401	2	10	50.1	37.9%	57.6
#11 Cole LaRoche	8	5	8	76	1	0	9.5	62.5%	183.6
#3 RayQuan Prayear	8	1	1	45	0	0	5.6	100.0%	478.0

RECEIVING						
Name	G	Rec	Yds	Avg	TD	YPG
#14 D'eondre Burney	8	22	382	17.4	2	47.8
#13 Noah Harris	8	21	365	17.4	4	45.6
#5 Dylan Marling	8	30	193	6.4	0	24.1
#15 Justin Keyser	8	15	131	8.7	0	16.4
#27 Derek Schybal	8	3	56	18.7	1	7.0
#10 Tyson Camsky	8	3	32	10.7	0	4.0
#32 Anthony Piper	8	5	25	5.0	0	3.1
#28 Jordan Mehlman	8	3	23	7.7	0	2.9
#6 Ty Allen	8	1	4	4.0	1	0.5

FUMBLES

Name	Fumbles Recoveries	Fumbles Lost
#50 John Price	4	0
#45 Grant Gheen	2	0
#10 Tyson Camsky	1	4
#14 D'eondre Burney	1	0
#52 Joshua Sabinski	2	0
#32 Anthony Piper	1	0
#13 Noah Harris	0	1
#27 Derek Schybal	1	0
#5 Dylan Marling	1	1

TOTAL OFFENSE

Name	G	Plays	Rush - Yards	Pass - Yards	TGT - Rec - Yards	Total Yards	YPG
#10 Tyson Camsky	8	201	80 - 272	121 - 689	3 - 3 - 32	993	124.1
#7 Mason Ramsey	8	116	13 - 6	103 - 401	0 - 0 - 0	407	50.9
#14 D'eondre Burney	8	12	12 - 7	0 - 0	24 - 22 - 382	389	48.6
#13 Noah Harris	8	0	0 - 0	0 - 0	23 - 21 - 365	365	45.6
#5 Dylan Marling	8	12	12 - 70	0 - 0	35 - 30 - 193	263	32.9
#32 Anthony Piper	8	24	24 - 158	0 - 0	5 - 5 - 25	183	22.9
#15 Justin Keyser	8	5	5 - 30	0 - 0	16 - 15 - 131	161	20.1
#11 Cole LaRoche	8	9	1 - 10	8 - 76	0 - 0 - 0	86	10.8
#27 Derek Schybal	8	0	0 - 0	0 - 0	4 - 3 - 56	56	7.0
#3 RayQuan Prayear	8	1	0 - 0	1 - 45	0 - 0 - 0	45	5.6
#6 Ty Allen	8	14	14 - 36	0 - 0	2 - 1 - 4	40	5.0
#28 Jordan Mehlman	8	0	0 - 0	0 - 0	3 - 3 - 23	23	2.9

ALL PURPOSE YARDS

Name	G	Rush	Rec	KR	PR	Int	FR	Total	YPG
#14 D'eondre Burney	8	7	384	192	0	85	(-17)	651	81.4
#13 Noah Harris	8	0	365	54	43	0	0	462	57.8
#15 Justin Keyser	8	30	131	164	25	58	0	408	51.0
#27 Derek Schybal	8	0	56	96	0	184	0	336	42.0
#10 Tyson Camsky	8	272	32	0	0	0	0	304	38.0
#5 Dylan Marling	8	70	193	0	0	0	0	263	32.9
#32 Anthony Piper	8	160	25	9	0	31	9	234	29.3
#6 Ty Allen	8	36	4	52	0	0	0	92	11.5
#7 Mason Ramsey	8	10	0	0	20	39	0	69	8.6
#28 Jordan Mehlman	8	0	23	0	0	0	0	23	2.9
#11 Cole LaRoche	8	10	0	0	0	0	0	10	1.3
#3 RayQuan Prayear	8	0	0	3	0	0	0	3	0.4
#45 Grant Gheen	8	0	0	1	0	0	1	2	0.3

SCORING

Name	TD	FG	Kick PAT	2pt PAT	Pts
#7 Mason Ramsey	1	3	12	0	27
#13 Noah Harris	4	0	0	0	24
#14 D'eondre Burney	3	0	0	1	20
#27 Derek Schybal	3	0	0	0	18
#32 Anthony Piper	2	0	0	1	14
#10 Tyson Camsky	2	0	0	0	12
#6 Ty Allen	1	0	0	0	6
#5 Dylan Marling	1	0	0	0	6

Bellaire Defensive Cumulative Statistics

DEFENSE							
Name	Total Tackles	Solo	Assist	Sack - Yds	TFL	Safeties	Pass Breakups
#32 Anthony Piper	88	59	58	0 - 0	2	0	1
#50 John Price	49	39	20	1.5 - 12	6.5	0	0
#14 D'eondre Burney	40.5	30	21	0 - 0	2.5	0	7
#15 Justin Keyser	40	26	28	0 - 0	3.5	0	5
#44 David McConn	35	28	14	4 - 10	11.5	0	0
#52 Joshua Sabinski	33.5	22	23	0.5 - 0	1.5	0	0
#6 Ty Allen	31.5	17	29	1 - 9	5	0	0
#28 Jordan Mehlman	25	18	14	3.5 - 9	4	0	0
#45 Grant Gheen	24.5	20	9	1 - 0	4.5	0	0
#4 Thor Duffy	17.5	15	5	0 - 0	0	0	3
#27 Derek Schybal	15	11	8	0 - 0	0	0	1
#5 Dylan Marling	14	13	2	0 - 0	0.5	0	2
#7 Mason Ramsey	12	9	6	0 - 0	0	0	2
#3 RayQuan Prayear	9	5	8	0 - 0	0.5	0	0
#10 Tyson Camsky	9	4	10	0 - 0	1	0	1
#67 Steven Krupa	8.5	8	1	0 - 0	2	0	0
#13 Noah Harris	8	7	2	0 - 0	1.5	0	3
#24 Hobert Baker	4.5	4	1	0 - 0	0	0	0
#62 Jacob Smith	2.5	1	3	0.5 - 21	0.5	0	1
#71 Todd Morris	2.5	2	1	0 - 0	0	0	0
#73 Alex Hibbits	1	1	0	0 - 0	0	0	0
#72 Zachary Shible	1	1	0	0 - 0	0	0	0
#9 Griffin Heatherington	1	1	0	0 - 0	0	0	0
#2 Gabriel Rejonis	0.5	0	1	0 - 0	0	0	0
#59 Michael Funkhouser	0.5	0	1	0 - 0	0	0	0
#23 Sheldon Lekanudos	0	0	0	0 - 0	0	0	1

INTERCEPTIONS

Name	Num	Return Yards	TD
#14 D'eondre Burney	4	85	1
#7 Mason Ramsey	3	39	1
#27 Derek Schybal	3	184	2
#45 Grant Gheen	1	0	0
#32 Anthony Piper	1	31	0
#15 Justin Keyser	1	58	0

FUMBLES

Name	Forced	Recovered	Recovery Yards	TD
#50 John Price	2	4	(-6)	0
#45 Grant Gheen	2	2	1	0
#10 Tyson Camsky	1	1	0	0
#14 D'eondre Burney	1	1	(-17)	0
#52 Joshua Sabinski	1	2	(-6)	0
#32 Anthony Piper	1	1	9	0
#4 Thor Duffy	1	0	0	0
#27 Derek Schybal	0	1	0	0
#5 Dylan Marling	0	1	0	0

Bellaire Special Team Cumulative Statistics

KICKING							
Name	FGM-A	0-19	20-29	30-39	40-49	50+	XPM-A
#7 Mason Ramsey	3 - 3	0 - 0	2 - 2	1 - 1	0 - 0	0 - 0	12 - 14

KICKOFFS				
Name	Num	Yds	Avg	Touchbacks
#7 Mason Ramsey	27	1183	43.8	1
#11 Cole LaRoche	1	11	11.0	0

PUNTING							
Name	Num	Yds	Avg	I20	Blk	Touchbacks	Fair Catches
#4 Thor Duffy	29	798	27.5	7	1	0	0
#11 Cole LaRoche	10	337	33.7	2	0	0	0
#7 Mason Ramsey	1	51	51.0	0	0	0	0

KICK RETURNS				
Name	Num	Yds	Avg	TD
#14 D'eondre Burney	7	192	27.4	0
#15 Justin Keyser	9	164	18.2	0
#27 Derek Schybal	5	96	19.2	0
#13 Noah Harris	3	54	18.0	0
#6 Ty Allen	4	52	13.0	0
#32 Anthony Piper	1	9	9.0	0
#3 RayQuan Prayear	1	3	3.0	0
#45 Grant Gheen	1	1	1.0	0

PUNT RETURNS				
Name	Num	Yds	Avg	TD
#13 Noah Harris	5	43	8.6	0
#15 Justin Keyser	3	25	8.3	0
#7 Mason Ramsey	2	20	10.0	0

Box Score Report

Bellaire Boys Varsity Football @ Union Local Boys Varsity Football - 10/23/2015

7:00 PM

BOX SCORE					
Team	1	2	3	4	T
Bellaire	0	15	7	14	36
Union Local	7	6	0	13	26

SCORING PLAYS					
Team	Quarter	Time	Scoring Play	BEL	UNI
Union Local	1	09:57	#6 Bobby Stewart runs for 51 yards. Touchdown! (Point after kick by #6 Bobby Stewart good)	0	7
Bellaire	2	11:06	32 yard field goal attempt by #7 Mason Ramsey. Good!	3	7
Bellaire	2	04:52	#7 Mason Ramsey pass complete to #13 Noah Harris for 4 yards. Touchdown! (Two point conversion pass by #5 Dylan Marling to Team no good)	9	7
Bellaire	2	01:10	#7 Mason Ramsey pass complete to #14 D'eondre Burney for 42 yards. Touchdown! (Two point conversion run by #7 Mason Ramsey no good)	15	7
Union Local	2	00:00	#6 Bobby Stewart pass complete to #45 Isaac Goodson for 1 yards. Touchdown! (Two point conversion pass by #6 Bobby Stewart to Team no good)	15	13
Bellaire	3	09:31	#7 Mason Ramsey pass complete to #14 D'eondre Burney for 25 yards. Touchdown! (Point after kick by #7 Mason Ramsey good)	22	13
Bellaire	4	10:14	#7 Mason Ramsey pass complete to #10 Tyson Camsky for 6 yards. Touchdown! (Point after kick by #7 Mason Ramsey good)	29	13
Union Local	4	06:52	#16 Brian McWhorter runs for 3 yards. Touchdown! (Two point conversion pass by #6 Bobby Stewart to Team no good)	29	19
Bellaire	4	03:41	#7 Mason Ramsey pass complete to #14 D'eondre Burney for 26 yards. Touchdown! (Point after kick by #7 Mason Ramsey good)	36	19
Union Local	4	02:25	#6 Bobby Stewart pass complete to #8 Josh Bolyard for 22 yards. Touchdown! (Point after kick by #6 Bobby Stewart good)	36	26

TEAM STAT COMPARISON		
	Bellaire	Union Local
Total Offense	392	345
Number of Plays	61	60
Yards per Play	6.4	5.8
Passing	269	249
Completions - Attempts	16 - 26	25 - 33
Yards per Pass	16.8	10.0
Touchdowns - Interceptions	5 - 0	2 - 0
Rushing	123	96
Rushing Attempts	35	27
Yards per Rush	3.5	3.6
Receiving	269	249
Receiving Completions	16	25
Yards per Catch	16.8	10.0
Penalties - Yards	0 - 0	7 - 50
Turnovers	1	2
Fumbles - Lost	1 - 1	2 - 2
Interceptions Thrown	0	0
Punting Attempts - Average Distance	0 - 0.0	2 - 37.5
Defensive Sacks - Yards	5 - 0	0 - 0
Time of Possession	00:25:38	00:21:17
Downs		
First Downs	20	19
First Downs - Rushing	8	7
First Downs - Passing	11	12
First Downs - Penalties	1	0
Third Down Conversions/Attempts	7/12 (58.3%)	6/12 (50.0%)
Fourth Down Conversions/Attempts	2/4 (50.0%)	1/3 (33.3%)

PASSING - BELLAIRE					
Name	Cmp	Att	Yds	TD	Int
7 Mason Ramsey	16	26	269	5	0

PASSING - UNION LOCAL					
Name	Cmp	Att	Yds	TD	Int
6 Bobby Stewart	25	33	249	2	0

RUSHING- BELLAIRE				
Name	Att	Yds	Avg	TD
10 Tyson Camsky	22	128	5.8	0
14 D'eondre Burney	2	12	6.0	0
6 Ty Allen	3	5	1.7	0
32 Anthony Piper	1	4	4.0	0
7 Mason Ramsey	6	-8	-1.3	0
4 Thor Duffy	1	-18	-18.0	0

RUSHING- UNION LOCAL				
Name	Att	Yds	Avg	TD
6 Bobby Stewart	17	67	3.9	1
16 Brian McWhorter	8	16	2.0	1
18 Bradan Lucas	1	7	7.0	0
8 Josh Bolyard	1	6	6.0	0

RECEIVING- BELLAIRE				
Name	Rec	Yds	Avg	TD
14 D'eondre Burney	7	181	25.9	3
10 Tyson Camsky	3	29	9.7	1
15 Justin Keyser	2	29	14.5	0
6 Ty Allen	1	14	14.0	0
5 Dylan Marling	2	12	6.0	0
13 Noah Harris	1	4	4.0	1

RECEIVING- UNION LOCAL				
Name	Rec	Yds	Avg	TD
8 Josh Bolyard	9	122	13.6	1
45 Isaac Goodson	8	57	7.1	1
4 Shane Smolenak	4	29	7.3	0
18 Bradan Lucas	3	28	9.3	0
3 Luke Menges	1	13	13.0	0

DEFENSE - BELLAIRE						
Name	Tkl	Solo	Ast	Sack	TFL	Int
15 Justin Keyser	13.5	13	1	0.0	0.0	0
32 Anthony Piper	6.5	6	1	0.0	0.0	0
4 Thor Duffy	6.5	6	1	0.0	0.0	0
6 Ty Allen	6.0	6	0	2.0	0.0	0
44 David McConn	5.0	5	0	1.0	3.0	0
14 D'eondre Burney	3.5	3	1	0.0	0.0	0
50 John Price	3.0	3	0	2.0	0.0	0
10 Tyson Camsky	3.0	3	0	0.0	0.0	0
45 Grant Gheen	2.5	2	1	0.0	0.0	0
52 Joshua Sabinski	2.5	2	1	0.0	0.0	0
13 Noah Harris	2.0	2	0	0.0	0.0	0
27 Derek Schybal	1.0	1	0	0.0	0.0	0
28 Jordan Mehlman	1.0	1	0	0.0	0.0	0
63 Tyler Weekley	1.0	1	0	0.0	0.0	0
5 Dylan Marling	1.0	1	0	0.0	0.0	0

DEFENSE - UNION LOCAL						
Name	Tkl	Solo	Ast	Sack	TFL	Int
4 Shane Smolenak	7.0	7	0	0.0	0.0	0
56 T.J. Kelley	7.0	7	0	0.0	0.0	0
3 Luke Menges	6.0	6	0	0.0	1.0	0
35 Joey Brown	6.0	6	0	0.0	0.0	0
5 Austin Koscoe	5.0	5	0	0.0	1.0	0
55 Cory Jones	3.5	3	1	0.0	0.0	0
7 Demitree Turner	3.0	3	0	0.0	0.0	0
67 Jacob Fijalkowski	2.5	2	1	0.0	0.0	0
6 Bobby Stewart	2.0	1	2	0.0	0.0	0
8 Josh Bolyard	2.0	2	0	0.0	0.0	0
74 Lucas Donley	1.0	1	0	0.0	1.0	0

KICKING - BELLAIRE				
Name	FG	FGA	XP	Pts
7 Mason Ramsey	1	1	3	6

KICKING - UNION LOCAL				
Name	FG	FGA	XP	Pts
6 Bobby Stewart	0	0	2	2

PUNTING - BELLAIRE				
Name	Num	Yds	Avg	I20

PUNTING - UNION LOCAL				
Name	Num	Yds	Avg	TD
6 Bobby Stewart	2	75	37.5	0

PUNT RETURNS - BELLAIRE				
Name	Att	Yds	Avg	TD
15 Justin Keyser	1	0	0.0	0

PUNT RETURNS - UNION LOCAL				
Name	Att	Yds	Avg	TD

KICKOFF RETURNS - BELLAIRE				
Name	Att	Yds	Avg	TD
15 Justin Keyser	1	15	15.0	0

KICKOFF RETURNS - UNION LOCAL				
Name	Att	Yds	Avg	TD
4 Shane Smolenak	3	66	22.0	0
3 Luke Menges	1	33	33.0	0
18 Bradan Lucas	2	19	9.5	0
7 Demitree Turner	1	0	0.0	0

Bellaire Offensive Cumulative Statistics

RUSHING						
Name	G	Att	Yds	Avg	TD	YPG
#10 Tyson Camsky	9	102	400	3.9	2	44.4
#32 Anthony Piper	9	25	162	6.5	2	18.0
#5 Dylan Marling	9	12	70	5.8	1	7.8
#6 Ty Allen	9	17	41	2.4	0	4.6
#15 Justin Keyser	9	5	30	6.0	0	3.3
#14 D'eondre Burney	9	14	19	1.4	0	2.1
#11 Cole LaRoche	9	1	10	10.0	0	1.1
#7 Mason Ramsey	9	19	(-2)	(-0.1)	0	(-0.2)
#4 Thor Duffy	9	1	(-18)	(-18.0)	0	(-2.0)

PASSING									
Name	G	Cmp	Att	Yds	TD	Int	YPG	Pct	QBR
#10 Tyson Camsky	9	58	121	689	5	8	76.6	47.9%	96.2
#7 Mason Ramsey	9	55	129	670	7	10	74.4	42.6%	88.7
#11 Cole LaRoche	9	5	8	76	1	0	8.4	62.5%	183.6
#3 RayQuan Prayear	9	1	1	45	0	0	5.0	100.0%	478.0

RECEIVING						
Name	G	Rec	Yds	Avg	TD	YPG
#14 D'eondre Burney	9	29	563	19.4	5	62.6
#13 Noah Harris	9	22	369	16.8	5	41.0
#5 Dylan Marling	9	32	205	6.4	0	22.8
#15 Justin Keyser	9	17	160	9.4	0	17.8
#10 Tyson Camsky	9	6	61	10.2	1	6.8
#27 Derek Schybal	9	3	56	18.7	1	6.2
#32 Anthony Piper	9	5	25	5.0	0	2.8
#28 Jordan Mehlman	9	3	23	7.7	0	2.6
#6 Ty Allen	9	2	18	9.0	1	2.0

FUMBLES

Name	Fumbles Recoveries	Fumbles Lost
#50 John Price	5	0
#45 Grant Gheen	2	0
#10 Tyson Camsky	1	5
#14 D'eondre Burney	1	0
#52 Joshua Sabinski	2	0
#32 Anthony Piper	2	0
#13 Noah Harris	0	1
#27 Derek Schybal	1	0
#5 Dylan Marling	1	1

TOTAL OFFENSE

Name	G	Plays	Rush - Yards	Pass - Yards	TGT - Rec - Yards	Total Yards	YPG
#10 Tyson Camsky	9	223	102 - 400	121 - 689	6 - 6 - 61	1150	127.8
#7 Mason Ramsey	9	148	19 - (-2)	129 - 670	0 - 0 - 0	668	74.2
#14 D'eondre Burney	9	14	14 - 19	0 - 0	32 - 29 - 563	582	64.7
#13 Noah Harris	9	0	0 - 0	0 - 0	24 - 22 - 369	369	41.0
#5 Dylan Marling	9	12	12 - 70	0 - 0	37 - 32 - 205	275	30.6
#15 Justin Keyser	9	5	5 - 30	0 - 0	19 - 17 - 160	190	21.1
#32 Anthony Piper	9	25	25 - 162	0 - 0	5 - 5 - 25	187	20.8
#11 Cole LaRoche	9	9	1 - 10	8 - 76	0 - 0 - 0	86	9.6
#6 Ty Allen	9	17	17 - 41	0 - 0	3 - 2 - 18	59	6.6
#27 Derek Schybal	9	0	0 - 0	0 - 0	4 - 3 - 56	56	6.2
#3 RayQuan Prayear	9	1	0 - 0	1 - 45	0 - 0 - 0	45	5.0
#28 Jordan Mehlman	9	0	0 - 0	0 - 0	3 - 3 - 23	23	2.6
#4 Thor Duffy	9	1	1 - (-18)	0 - 0	0 - 0 - 0	(-18)	(-2.0)

ALL PURPOSE YARDS

Name	G	Rush	Rec	KR	PR	Int	FR	Total	YPG
#14 D'eondre Burney	9	19	565	192	0	85	(-17)	844	93.8
#13 Noah Harris	9	0	369	54	43	0	0	466	51.8
#10 Tyson Camsky	9	400	61	0	0	0	0	461	51.2
#15 Justin Keyser	9	30	160	179	25	58	0	452	50.2
#27 Derek Schybal	9	0	56	96	0	184	0	336	37.3
#5 Dylan Marling	9	70	205	0	0	0	0	275	30.6
#32 Anthony Piper	9	164	25	9	0	31	9	238	26.4
#6 Ty Allen	9	41	18	52	0	0	0	111	12.3
#7 Mason Ramsey	9	10	0	0	20	39	0	69	7.7
#28 Jordan Mehlman	9	0	23	0	0	0	0	23	2.6
#11 Cole LaRoche	9	10	0	0	0	0	0	10	1.1
#3 RayQuan Prayear	9	0	0	3	0	0	0	3	0.3
#45 Grant Gheen	9	0	0	1	0	0	1	2	0.2

SCORING

Name	TD	FG	Kick PAT	2pt PAT	Pts
#14 D'eondre Burney	6	0	0	1	38
#7 Mason Ramsey	1	4	15	0	33
#13 Noah Harris	5	0	0	0	30
#27 Derek Schybal	3	0	0	0	18
#10 Tyson Camsky	3	0	0	0	18
#32 Anthony Piper	2	0	0	1	14
#6 Ty Allen	1	0	0	0	6
#5 Dylan Marling	1	0	0	0	6

Bellaire Defensive Cumulative Statistics

DEFENSE							
Name	Total Tackles	Solo	Assist	Sack - Yds	TFL	Safeties	Pass Breakups
#32 Anthony Piper	94.5	65	59	0 - 0	2	0	2
#15 Justin Keyser	53.5	39	29	0 - 0	3.5	0	7
#50 John Price	52	42	20	3.5 - 12	6.5	0	0
#14 D'eondre Burney	44	33	22	0 - 0	2.5	0	7
#44 David McConn	40	33	14	5 - 10	14.5	0	0
#6 Ty Allen	37.5	23	29	3 - 9	5	0	0
#52 Joshua Sabinski	36	24	24	0.5 - 0	1.5	0	0
#45 Grant Gheen	27	22	10	1 - 0	4.5	0	0
#28 Jordan Mehlman	26	19	14	3.5 - 9	4	0	0
#4 Thor Duffy	24	21	6	0 - 0	0	0	4
#27 Derek Schybal	16	12	8	0 - 0	0	0	1
#5 Dylan Marling	15	14	2	0 - 0	0.5	0	2
#7 Mason Ramsey	12	9	6	0 - 0	0	0	2
#10 Tyson Camsky	12	7	10	0 - 0	1	0	1
#13 Noah Harris	10	9	2	0 - 0	1.5	0	4
#3 RayQuan Prayear	9	5	8	0 - 0	0.5	0	0
#67 Steven Krupa	8.5	8	1	0 - 0	2	0	0
#24 Hobert Baker	4.5	4	1	0 - 0	0	0	0
#62 Jacob Smith	2.5	1	3	0.5 - 21	0.5	0	1
#71 Todd Morris	2.5	2	1	0 - 0	0	0	0
#73 Alex Hibbitts	1	1	0	0 - 0	0	0	0
#72 Zachary Shimble	1	1	0	0 - 0	0	0	0
#63 Tyler Weekley	1	1	0	0 - 0	0	0	0
#9 Griffin Heatherington	1	1	0	0 - 0	0	0	0
#2 Gabriel Rejonis	0.5	0	1	0 - 0	0	0	0
#59 Michael Funkhouser	0.5	0	1	0 - 0	0	0	0
#23 Sheldon Lekanudos	0	0	0	0 - 0	0	0	1

INTERCEPTIONS			
Name	Num	Return Yards	TD
#14 D'eondre Burney	4	85	1
#7 Mason Ramsey	3	39	1
#27 Derek Schybal	3	184	2
#45 Grant Gheen	1	0	0
#32 Anthony Piper	1	31	0
#15 Justin Keyser	1	58	0

FUMBLES				
Name	Forced	Recovered	Recovery Yards	TD
#50 John Price	2	5	(-6)	0
#45 Grant Gheen	2	2	1	0
#4 Thor Duffy	2	0	0	0
#10 Tyson Camsky	1	1	0	0
#14 D'eondre Burney	1	1	(-17)	0
#44 David McConn	1	0	0	0
#52 Joshua Sabinski	1	2	(-6)	0
#32 Anthony Piper	1	2	9	0
#27 Derek Schybal	0	1	0	0
#5 Dylan Marling	0	1	0	0

Bellaire Special Team Cumulative Statistics

KICKING							
Name	FGM-A	0-19	20-29	30-39	40-49	50+	XPM-A
#7 Mason Ramsey	4 - 4	0 - 0	2 - 2	2 - 2	0 - 0	0 - 0	15 - 17

KICKOFFS				
Name	Num	Yds	Avg	Touchbacks
#7 Mason Ramsey	34	1497	44.0	1
#11 Cole LaRoche	1	11	11.0	0

PUNTING							
Name	Num	Yds	Avg	I20	Blk	Touchbacks	Fair Catches
#4 Thor Duffy	29	798	27.5	7	1	0	0
#11 Cole LaRoche	10	337	33.7	2	0	0	0
#7 Mason Ramsey	1	51	51.0	0	0	0	0

KICK RETURNS					
Name	Num	Yds	Avg	TD	
#14 D'eondre Burney	7	192	27.4	0	
#15 Justin Keyser	10	179	17.9	0	
#27 Derek Schybal	5	96	19.2	0	
#13 Noah Harris	3	54	18.0	0	
#6 Ty Allen	4	52	13.0	0	
#32 Anthony Piper	1	9	9.0	0	
#3 RayQuan Prayear	1	3	3.0	0	
#45 Grant Gheen	1	1	1.0	0	

PUNT RETURNS				
Name	Num	Yds	Avg	TD
#13 Noah Harris	5	43	8.6	0
#15 Justin Keyser	4	25	6.3	0
#7 Mason Ramsey	2	20	10.0	0

BHS FOOTBALL RECORDS

INDIVIDUAL RECORDS

TOTAL OFFENSE (Passing + Rushing)

MOST PLAYS

Game: 74, Spencer Badia v. Steubenville Catholic, 2012

Season: 508, Jose' Davis, 1995

Career: 1160, Nate Davis, 2002-05

MOST YARDS GAINED

Game: 495, Spencer Badia v. Steubenville Catholic, 2011

Season: 3858, Jose' Davis, 1995

Career: 8073, Spencer Badia, 2010-13

MOST TOUCHDOWNS RESPONSIBLE FOR

Game: 7, Spencer Badia v. Steubenville Catholic, 2011

Ty Masciarelli v. Steubenville Catholic, 1997

Season: 56, Nick Rocchio, 2006

Career: 110, Nate Davis, 2002-05

RUSHING

MOST RUSHES

42 Game: ~~40~~, Mike Materkoski v. Martins Ferry, 1980

Season: 212, Rich Mamie, 1995

Career: 422, Mike Materkoski, 1980-82

MOST YARDS GAINED

262 Game: 249, Mike Honeycutt v. Cleveland John Adams, 1988

Season: 1335, Rich Mamie, 1995

Career: 2092, Scott Pitts, 1992-94

MOST YARDS GAINED (QUARTER)

Game: 147, Mike Honeycutt v. Cleveland John Adams, 1988

MOST YARDS GAINED (HALF)

Game: 175, Mike Honeycutt v. Cleveland John Adams, 1988

HIGHEST AVERAGE PER RUSH

Game: 24.8, Clint Lekanudos,

Steubenville Catholic, 1997

Season: 7.78, Bob Roth, 1994

Career: 6.3, Rich Mamie, 1993-95

MOST TOUCHDOWNS RUSHING

Game: 6, Rich Mamie v. Linsly, 1995

Season: 28, Rich Mamie, 1995

Career: 36, Rich Mamie, 1993-95

LONGEST GAIN

Game: 95, Hunter Westlake v. Edison, 2013

Ezan Ellsworth v. St. Clairsville, 1989

MOST ALL-PURPOSE YARDAGE

Game: 273, Joey Galloway v. East

Liverpool, 1988

Season: 1896, Rich Mamie, 1995

Career: 3309, Joey Galloway, 1987-89

PASSING

MOST PASSES ATTEMPTED

Game: 65, Spencer Badia v. Steubenville Catholic, 2012

Season: 406, Jose' Davis, 1995

Career: 960, Spencer Badia, 2010-13

MOST PASSES COMPLETED

Game: 38, Spencer Badia v. Steubenville Catholic, 2012

Season: 253, Jose' Davis, 1995

Career: 560, Spencer Badia, 2010-13

HIGHEST COMPLETION PERCENTAGE

Game: 81.8% (9-11) Mike Call

v. Meadowbrook, 1992

Season: 62.3% (253-406), Jose' Davis, 1995

Career: 57.6% (455-790), Jose' Davis, 1993-95

MOST PASSES HAD INTERCEPTED

Game: 4, Many, Most Recent, Ryan

Feller v. Union Local, 2007

Season: 18, Ryan Feller, 2007

Career: 37, Spencer Badia, 2010-13

LOWEST INTERCEPTION PERCENTAGE

Season: 1.2%, Matt Materkoski, 1999

MOST YARDS GAINED

Game: 505, Spencer Badia v. Steubenville Catholic, 2011

Season: 3551, Jose' Davis, 1995

Career: 7612, Spencer Badia, 2010-13

MOST TOUCHDOWN PASSES

Game: 7, Spencer Badia v. Steubenville Catholic, 2011

Season: 44, Nick Rocchio, 2006

Career: 81, Nate Davis, 2002-05

LONGEST PASS

Game: 96, Nick Rocchio to Kyle Barnes v. St. Clairsville, 2006

CONSECUTIVE COMPLETED PASSES

Game: 11, Ty Masciarelli v. Steubenville

Catholic, 1996; Jose' Davis v.

Orrville, 1995

RECEIVING

MOST PASSES CAUGHT

Game: 16, Nick Patrone v. Steubenville Catholic, 2012

Season: 70, Ben Taylor, 1995

Career: 144, Nick Patrone, 2010-13

MOST YARDS GAINED

Game: 229, Joey Galloway v. East Liverpool, 1988

Season: 1420, Trey Masciarelli, 2006

Career: 2334, Joey Galloway, 1987-89

MOST TOUCHDOWN PASSES CAUGHT

Game: 4, Joey Galloway v. Wheeling Park, 1989

Season: 20, Trey Masciarelli, 2006

Career: 36, Trey Masciarelli, 2004-06

PUNTING

MOST PUNTS

Game: 10, Tom Hollingshead v. Wintersville, 1978

Season: 52, Lance Mehl, 1975

Career: 113, Mike Sechrest, 1989-91

HIGHEST AVERAGE

Game: (punts) 64.0, Dan Mlynek v. Martins Ferry, 1973

Season: (punts) 37.7, Tyler Rose, 2008

Career: (punts) 36.325, Tyler Rose, 2006-2008

MOST YARDAGE

Game: 300, Tom Hollingshead v. Wintersville, 1978

Season: 1832, Lance Mehl, 1975

Career: 3759, Mike Sechrest, 1989-91

LONGEST PUNT

Game: 65, Bob Monohan v. St. John, 1981

INTERCEPTIONS

MOST PASSES INTERCEPTED

Game: 5, Ed Sherwood v. Wheeling, 1935

Season: 8, Maurice Jeffreys, 2003

Kelly Porter, 1986

Lance Mehl, 1975

Career: 15, Kelly Sherwood, 1968-70

MOST YARDAGE ON INTERCEPTIONS

Game: 100, Josh Davis v. Steubenville Catholic, 2010

Season: 257, Jayson Keyser, 2006

Career: 308, Jayson Keyser, 2004-06

MOST TOUCHDOWNS ON INTERCEPTION RETURN

Game: 2, Andrew Bobka v. Union Local, 2005

Bob Roth v. Wheeling Central, 1994

Charles Castricone v. River, 1986

Season: 2, Jayson Keyser, 2006

Andrew Bobka, 2005

Jayson Keyser, 2005

Bob Roth, 1994

Charles Castricone, 1986

Paul DePaulis, 1981

Career: 4, Jayson Keyser, 2004-06

PUNT RETURN

MOST PUNT RETURNS

Game: 6, Ed Davis v. St. John, 1977

Season: 26, Timmy Marling, 1996

Career: 35, Ed Davis, 1976-78

UPDATED: 07.09.14

MOST RETURN YARDAGE

Game: 153, Billy Mitchell v. Moundsville, 1966

Season: 302, Aaron Crow, 2006

Career: 314, Joey Galloway, 1987-89

PUNT RETURN AVERAGE

Game: 65.0, Trey Masciarelli v.

Theodore Roosevelt, 2005

Season: 25.6, Dave Perzanowski, 1973

Career: 19.0, Bob Hocker, 1979-81

MOST TOUCHDOWNS ON PUNT RETURNS

Game: 2, Many, Most Recent, Kelly Sherwood v. Martins Ferry, 1970

Season: 2, Many, Most Recent, Jeff Dye, 1979

Career: 4, Kelly Sherwood, 1968-70

LONGEST PUNT RETURN

Game: 89, Kelly Sherwood v. Martins Ferry, 1970; Billy Mitchell v. Moundsville, 1966

KICKOFF RETURNS

MOST KICKOFF RETURNS

Game: 5, Tom Strussion v. Wintersville, 1985

Season: 21, Billy Vitale, 2007

Career: 32, Tom Strussion, 1984-86

MOST RETURN YARDAGE

Game: 143, Dirk Fitch v. St. Clairsville, 1978

Season: 388, Mike Sechrest, 1991

Career: 661, Mike Sechrest, 1989-91

KICKOFF RETURN AVERAGE

Game: 66.0, Dirk Fitch v. Cambridge, 1977

Season: 37.2, Dave Perzanowski, 1974

Career: 27.8, Mike Sechrest, 1989-91

MOST TOUCHDOWNS ON KICKOFF RETURNS

Game: 1, Many, Most Recent, Ty Hess v. Ironton, 2005

Season: 2, Shawn Valloric, 1993

Career: 2, Shawn Valloric, 1991-93; Kelly Sherwood, 1968-70

LONGEST KICKOFF RETURN

Game: 108, Paul Xenakis v. St. John, 1963

SCORING

MOST POINTS

Game: 50, Henry Wagner v. Barnesville, 1916

Season: 216, Rich Mamie, 1995

Career: 282, Rich Mamie, 1993-95

MOST TOUCHDOWNS

Game: 7, John Tobin v. Barnesville, 1916

Season: 34, Rich Mamie, 1995

Career: 45, Rich Mamie, 1993-95

MOST TOUCHDOWNS (QUARTER)

Game: 3, Scott Pitts v. Newark Catholic, 1994

MOST EXTRA POINT ATTEMPTS

Game: 8, Herb Sickles v. Moundsville, 1952

Season: 68, Justin Homer, 1997

Career: 171, Justin Homer, 1996-1999

MOST EXTRA POINTS MADE

Game: 8, Herb Sickles v. Moundsville, 1952

Season: 55, Justin Homer, 1997

Career: 131, Justin Homer, 1996-1999

HIGHEST PERCENTAGE OF EXTRA POINTS MADE

Season: (25 att.) 90.0% (27-30), Clayton Williams, 2000

Career: (50 att.) 82.5% (104-126), Nick Perko, 2004-2006

CONSECUTIVE EXTRA POINTS

Game: 8, Herb Sickles v. Moundsville, 1952

Season: 22, Mark Marchese, 1981

Career: 22, Mark Marchese, 1979-81

MOST POINTS KICKING

Game: 11, Dalton Conroy v. Harrison Central, 2012

Season: 67, Nick Perko, 2006

Career: 171, Justin Homer, 1996-1999

FIELD GOALS

MOST FIELD GOAL ATTEMPTS

Game: 4, Mark Marchese v. Marietta, 1980

Season: 16, Mark Marchese, 1981

Career: 36, Mark Marchese, 1979-81

MOST FIELD GOALS MADE

Game: 3, Mark Marchese v. St. Clairsville, 1980

Paul Marchese v. New

Philadelphia & Wheeling, 1973

Season: 9, Dalton Conroy, 2012

Career: 15, Mark Marchese, 1979-81

HIGHEST PERCENTAGE OF FIELD GOALS MADE

Season: (15 att.) 70%, Bryan Ramsay, 1985

Career: (30 att.) 63%, Bryan Ramsay, 1983-85

LONGEST FIELD GOAL MADE

Game: 47, Mark Marchese v. Marietta, 1980

CONSECUTIVE FIELD GOALS MADE

Career: 5, Nick Perko, 2006
Mats Berglund, 1989

FUMBLES

MOST OPPONENT'S FUMBLES RECOVERED

Season: 7, Dirk Fitch, 1978

Career: 8, Ty Hess, 2003-05
John Ostrander, 1968-70

BATTED DOWN PASSES

Game: 3, Many, Most Recent, Ben Taylor v. Martins Ferry, 1996

Season: 14, Clint Lekanudos, 1997

Career: 30, Clint Lekanudos, 1995-97

UPDATED: 07.09.14

TACKLES

MOST TACKLES

Game: 29, Rich Mamie v. Youngstown Cardinal Mooney, 1995

Season: 196, Rich Mamie, 1994

Career: 515, Rich Mamie, 1993-95

MOST SOLO TACKLES

Game: 14, Bob Kreiter v. Wheeling Central, 1969

Season: 98, Bob Kreiter, 1969

Career: 135, Jordan Traylinek, 2004-2006

MOST ASSISTED TACKLES

Game: 29, Rich Mamie v. Youngstown Cardinal Mooney, 1995

Season: 176, Rich Mamie, 1994

Career: 417, Rich Mamie, 1993-95

QUARTERBACK SACKS

Game: 4, Justin Blon v. Union Local, 2009

Sean Huston v. John Marshall, 2000

Season: 21, Ty Hess, 2005

Career: 31, Ty Hess, 2003-05

PUNTS BLOCKED

Game: 2, Sam Marzella v. Martins Ferry, 1940

Season: 3, Bob Kreiter, 1970

Career: 3, Bob Kreiter, 1968-70

MISCELLANEOUS

MOST FAIR CATCHES ON PUNTS

Game: 3, Ernie Blazek v. Brooke, 1980 & 1981

Ed Davis v. Alliquippa, 1977

Season: 13, Richie Materkoski, 1997

Career: 14, Richie Materkoski, 1995-97

NUMBER OF KICKOFFS

Game: 10, Dalton Conroy v. Steubenville Catholic, 2011

Season: 85, Ryan Snider, 1997;

Paul Bommer, 1995

Career: 168, Nick Perko, 2004-2006

TOTAL KICKOFF YARDAGE

Game: 501, Dalton Conroy v. Steubenville Catholic, 2011

Season: 4336, Nick Perko, 2005

Career: 8796, Nick Perko, 2004-2006

KICKOFF AVERAGE

Game: 62.5, Mark Mason v. Newark Catholic, 1994

Season: 55.9, Gary Homer, 1971

Career: 54.3, Bryan Ramsay, 1984-86

TEAM RECORDS

SINGLE GAME OFFENSE

TOTAL OFFENSE

Most Plays: 92 v. Steubenville Catholic, 2012

Most Yards Gained: 665 v. Orrville, 1995

Most Touchdowns: 11 v. Moundsville, 1952

RUSHING

Most Rushes: 63 v. Beaver Local, 1996; v. Weirton, 1981; v. Wintersville, 1974

Most Yards: 433 v. Tyler Consolidated, 2003

Most Touchdowns: 8 v. Magnolia, 1966

PASSING

Most Passes Attempted: 65 v. Steubenville Catholic, 2012
Most Passes Completed: 38 v. Steubenville Catholic, 2012
Most Passes Had Intercepted: 4, Many, Most Recent v. Union Local, 2007
Most Yards Gained: ~~457 v. Nelsonville-York, 1997~~ **505 v. Steubenville Catholic, 2011**
Most Touchdown Passes: 6 v. Steubenville Catholic, 1997; East Liverpool, 1988
Fewest Passes Attempted: 2 v. River, 1991, Brooke, 1980
Fewest Passes Completed: 0 (0-4) v. Cambridge 1980
Highest Completion Percentage: 81.8% v. Meadowbrook, 1992

PUNTING

Most Punts: 10 v. Wintersville, 1978
Most Yardage: 320 v. Martins Ferry, 1973
Highest Average (5 punts): 64.0 v. Martins Ferry, 1973

PUNT RETURNS

Most Punt Returns: 7 v. St. John, 1977 & Steubenville Catholic, 1977
Most Yards Gained: 153 v. Moundsville, 1966
Most Touchdowns: 2 v. Moundsville, 1966

KICK RETURNS

Most Kickoff Returns: 7 Steubenville Catholic, 1980
Most Yards Gained: 193 v. St. Clairsville, 1978
Most Touchdowns: 1, Many, Most Recent v. Ironton, 2005
Highest Average: 66.0 v. Cambridge, 1977

TOTAL POINTS KICKING

10 v. New Philadelphia, 1973 & Wheeling, 1973

SCORING

Most Points: 104 v. Barnesville, 1916
Greatest Margin of Victory: 104-0 v. Barnesville, 1916
Greatest Margin of Defeat: 0-59 v. Wintersville, 1967
Most Touchdowns: 10 v. Wheeling, 1966
Most Extra Points: 8 v. Sir Winfred Laurier, 2005
v. Moundsville, 1952
Most Field Goals Made: 3, Many Most Recent, v. St. Clairsville, 1980

FIRST DOWNS

Most First Downs: 31 v. Orrville, 1995
Most Rushing First Downs: 19 v. Martins Ferry, 1980
Most Passing First Downs: 24 v. Nelsonville-York, 1997
Most Penalty First Downs: 5 v. Brooke, 1996; v. Steubenville Catholic, 1976

FUMBLES

Most Fumbles: 8 v. St. Clairsville, 1987; v. Wheeling Park, 1987
Most Fumbles Lost: 6 v. Marietta, 1972; v. St. Clairsville, 1972

PENALTIES

Most Penalties: 15 v. Cambridge, 1985
Most Yards Penalized: 195 v. Magnolia, 1966
Most Yards Penalized: Both Teams, 199 v. East Liverpool, 1987
Most Penalties: Both Teams, 29 v. Wintersville, 1985

SINGLE GAME DEFENSE

FUMBLES

Most Fumbles Caused: 7 v. Beaver Local, 1996; v. Marietta, 1980
Most Fumbles Recovered: 7 v. Tyler Consolidated, 1993

FIRST DOWNS

Fewest First Downs Allowed: 2, v. Akron Central Hower, 1997; St. Clairsville, 1987
Fewest Rushing First Downs: 1 v. St. Clairsville, 1987
Fewest Passing First Downs: 0, Many, Most Recent v. Cardinal Mooney, 2005

TOTAL DEFENSE

Fewest Plays: 33 v. Wintersville, 1988
Fewest Yards: 5 v. Ironton, 1996

RUSHING DEFENSE

Fewest Rushes: 11 v. Weirton, 1981
Fewest Yards: -29 v. Ironton, 1996

PASS DEFENSE

Fewest Passes Attempted: 0 v. Cardinal Mooney, 2005
Fewest Passes Completed: 0, Many, Most Recent, Cardinal Mooney, 2005
Lowest Percentage Completed: 0%, Many, Most Recent, v. Cardinal Mooney, 2005
Fewest Yards: -9 v. Indian Valley, 1996

Most Yards On Interceptions: 132 v. St. John, 1973
Passes Intercepted: 5 v. Wheeling Central, 1994, Magnolia, 1986, Wheeling, 1935
Passes Batted Down: 9 v. Martins Ferry, 1996; v. Beaver Local, 1995; Wheeling Central, 1994
Punts Blocked: 2, Many, Most Recent v. Linsly, 1994

TACKLES

Most Total Tackles: 143 v. St. Clairsville, 1991
Most Unassisted Tackles: 37 v. Cleveland John Adams, 1988
Most Assisted Tackles: 133 v. St. Clairsville, 1991

SEASON OFFENSE

TOTAL OFFENSE

Most Yards Per Game: 449.1, 1997
Highest Average Per Play: 7.9, 1997
Most Yards: 6123, 1995
Most Touchdowns: 83, 1997

RUSHING

Most Yards: 2864, 2003
Most Yards Per Game: 204.8, 1997
Highest Average Per Play: 6.0, 1997
Most Touchdowns: 47, 1997
Number Attempted: 486, 1981

PASSING

Most Passes Attempted: 415, 1995
Most Passes Completed: 257, 1995
Most Yards: 3703, 2006
Most Yards Per Game: 264.5, 2006
Highest Completion Percentage: 61.9% (257-415), 1995

Most Touchdowns Passing: 46, 2006

PUNTING

Most Punts: 55, 1979
Fewest Punts: 25, 1995
Highest Average Per Punt: 35.2, 1975
Most Yardage: 1865, 1975

PUNT RETURNS

Most Punt Returns: 46, 1996
Most Yards: 486, 1973
Most Touchdowns: 2, 1994, 1979, 1966

KICKOFF RETURNS

Most Kickoffs Returned: 53, 1978
Fewest Kickoffs Returned: 17, 1975
Most Yards: 706, 2007
Most Touchdowns: 2, 1993, 1991
Best Average: 39.4, 2005
Best Average per Return: 20.0, 1991

SCORING

Most Points: 555, 1997
Most Points Per Game: 45.7, 1966
Most Touchdowns: 76, 2005
Most Extra Points Made: 61, 2005
Most Field Goals Made: 8, 1980 & 1973
Most Points Kicking: 71, 2006

FIRST DOWNS

Most First Downs: 317, 1995
Most Rushing First Downs: 134, 2003
Most Passing First Downs: 167, 1995
Most Penalty First Downs: 26, 1995

FUMBLES

Most Fumbles: 38, 1987
Most Fumbles Lost: 17, 1996
Fewest Fumbles: 11, 1994
Fewest Fumbles Lost: 6, 1994; 1978

PENALTIES

Most Penalties: 89, 1996
Most Yards Penalized: 806, 1996
Fewest Penalties: 2, 1974
Fewest Yards Penalized: 7, 1974

SEASON DEFENSE

TOTAL DEFENSE

Fewest Yards: 1632, 1980
Fewest Yards Per Game: 163.2, 1980
Lowest Average Per Play: 3.5, 1980
Fewest Touchdowns: 13, 1988

RUSHING DEFENSE

Fewest Yards: 876, 1981
 Fewest Yards Per Game: 87.6, 1981
 Lowest Average Per Play: 3.1, 1996
 & 1981

Fewest Touchdowns: 7, 2005, 1988,
 1981

PASS DEFENSE

Fewest Yards: 261, 2003
 Fewest Yards Per Game: 18.6, 2003
 Lowest Completion Percentage:
 32%, 1975

Fewest Touchdowns: 0, 1979
 Most Interceptions: 28, 1996
 Most Yards On Interceptions: 426,
 2006

Most Touchdowns On Interceptions:
 4, 2005, 1996, 1985

Passes Batted Down: 52, 1996

SCORING

Fewest Points: 12, 1933
 Fewest Points Per Game: 1.2, 1933
 Most Points:
 Most Shutouts: 5, 2005

FUMBLES

Most Fumbles Caused: 43, 1980
 Most Fumbles Recovered: 33, 1997

FIRST DOWNS

Fewest First Downs: 81, 1979
 Fewest Rushing First Downs: 28, 1988
 Fewest Passing First Downs: 34, 1980
 Fewest Penalty First Downs: 7, 2005,
 1993, 1988

TACKLES

Most Total Tackles: 1303, 2006
 Most Assisted Tackles: 998, 1995
 Most Unassisted Tackles: 505, 2005

TEAM STREAKS

Victories: 14, 1987-88
 Defeats: 12, 2006-2008
 Home Victories: 34, 1992-1998
 Home Defeats: 5, 1982-83
 Away Victories: 10, 1980-81-82
 Away Defeats: 7, 1989-90
 Shutouts: 7, 1930-31
 Shutouts By Opponents: 5, 1944
 Winning Seasons: 11, 1923-33
 Losing Seasons: 5, 1908-12
 Conference Championships: 12, 1946,
 1950, 1954, 1964, 1988, 1993,
 1994, 1995, 1996, 1997, 2003,
 2005
 Back-to-Back Conference
 Championships: 5
 1993, 1994, 1995, 1996, 1997
 Games For Scoring: 126, 1991-2002
 Games Scored Against: 40, 2000-2004
 Attendance: 12, 123 v. Versailles, 1995

In the event that a record might be incor-
 rect, in order for it to be changed, WRIT-
 TEN PROOF must be submitted to Tom
 Rataiczak at 391.2930.

UPDATED: 07.09.14

BEST OFFENSIVE TEAMS
 (Based on points scored)

Year	Games	Points	Year	Games	Points
1997	13	555	1983	10	163
1995	14	521	1958	10	162
2005	14	519	1991	10	160
2006	14	495	1930	10	158
1966	10	457	1980	10	157
2003	14	374	1933	10	157
1996	14	370	1945	10	156
2012	11	332	1982	10	155
1914	10	326	2001	10	153
2013	11	325	1985	10	153
2004	12	321	1946	11	151
1994	10	312	1919	9	150
2000	11	306	1969	10	149
1954	10	303	1976	10	140
1988	10	292	1941	9	136
1952	10	286	1923	10	133
1999	10	281	1990	10	129
1992	10	278	1974	10	129
1940	9	274	1961	10	124
2011	10	273	1956	10	124
1916	9	266	1915	8	120
1998	10	265	1989	10	118
1936	10	248	2007	10	116
2010	10	247	1948	9	114
1921	10	247	1935	10	114
1925	10	245	1977	10	110
1993	11	237	1913	7	109
1970	10	235	1978	10	106
1928	10	218	1927	9	101
1987	10	215	1922	10	96
1924	10	215	1943	9	95
1972	10	212	1912	9	93
1926	10	208	1967	10	93
1929	10	206	1960	10	93
1962	11	205	1931	10	83
2008	10	204	1942	10	82
1937	10	203	1979	10	76
1950	9	198	1918	5	72
1975	10	198	1934	10	70
1973	10	193	1944	10	60
1965	10	192	1917	9	52
2009	10	187	1911	8	46
1964	10	185	1947	11	45
1971	10	184	1909	5	28
1920	9	183	1910	7	26
1932	10	182	1908	7	15
1981	10	180			
1938	10	180			
1953	10	178			
1968	10	177			
1955	10	177			
1951	10	177			
2002	10	176			
1986	10	176			
1959	10	176			
1949	9	171			
1963	10	169			
1984	10	168			
1957	9	166			

UPDATED: 07.09.14

COMPOSITE RECORDS

FIRST MET	WON	LOST	TIE	MOST POINTS SCORED	MOST POINTS GIVE UP	FIRST MET	WON	LOST	TIE	MOST POINTS SCORED	MOST POINTS GIVE UP
AKRON CENTRAL HOWER						COLUMBUS BISHOP READY					
1997	2	0	0	60	0	1986	3	0	0	48	14
AKRON COPLEY						COLUMBUS EAST					
1983	1	0	0	26	6	1914	1	1	1	46	27
AKRON ELLET						COSHOCTON					
1998	1	0	0	39	26	2003	1	0	0	21	8
AKRON GARFIELD						CUYAHOGA HEIGHTS					
1936	1	0	0	53	0	2012	0	1	0	14	42
ALQUIPPA						DAYTON JEFFERSON					
1977	0	2	0	0	27	1987	1	0	0	32	20
ALLEGHENY ACADEMY						DAYTON PATTERSON					
1994	1	0	0	46	0	1985	1	0	0	24	7
ALUMNI						DOVER					
1910	1	0	0	3	0	1927	5	2	0	34	34
AMBRIDGE						EAST KNOX					
1966	1	1	0	32	16	1990	1	0	0	21	6
AMSTERDAM						EAST LIBERTY					
1946	1	0	0	27	0	1915	1	0	0	27	7
ATHENS						EAST LIVERPOOL					
1982	1	0	0	32	12	1914	22	7	1	66	34
BARBERTON						EDISON					
1942	0	1	0	7	25	1993	11	6	0	47	36
BARNESVILLE						EDISON SOUTH					
1911	3	0	0	104	14	1989	2	2	0	34	22
BEAVER LOCAL						ELLIOTT					
1995	4	2	0	55	56	1908	0	0	2	0	0
BENWOOD UNION						ERIE ACADEMY					
1923	15	3	2	46	19	1981	0	1	0	11	12
BETHANY FRESHMEN						FOLLANSBEE					
1924	1	0	0	24	7	1926	1	0	0	59	6
BRENTWOOD (PA)						FORD CITY					
2004	2	0	0	35	28	1953	1	0	0	21	20
BRIDGEPORT						GALLIPOLIS					
1908	23	2	2	62	14	1920	1	0	0	27	0
BROOKE						GARFIELD HEIGHTS					
1969	9	8	1	42	55	1951	2	0	0	59	12
BUCKEYE LOCAL						GERMANTOWN VALLEY VIEW					
1991	4	5	0	45	64	1996	0	2	0	19	37
BURGETTSTOWN						HARRISON CENTRAL					
1920	3	0	1	39	0	2006	5	3	0	50	44
CADIZ						INDIAN CREEK					
1983	0	1	0	0	6	1999	5	5	0	49	42
CAMBRIDGE						INDIAN VALLEY					
1912	31	11	1	49	35	1996	2	0	0	46	15
CAMERON						IRONTON					
1919	3	0	0	38	12	1951	6	3	1	41	38
CANTON						JEFFERSON UNION					
1919	0	1	0	6	7	1970	2	0	0	28	0
CATHEDRAL						JOHN MARSHALL					
1908	3	1	0	26	6	1968	25	7	0	48	47
CHILLICOTHE ZANE TRACE						LIMA CENTRAL					
2005	1	0	0	42	24	1942	1	0	0	31	14
CINCINNATI HARMONY						LINSLEY					
2001	1	0	0	34	14	1917	27	12	1	46	47
CLEVELAND COLLINGWOOD						LISBON					
1938	1	0	0	19	0	1921	2	0	0	27	0
CLEVELAND HEIGHTS						LUCASVILLE VALLEY					
1997	1	0	0	54	0	1996	1	0	0	48	20
CLEVELAND JOHN ADAMS						MAGNOLIA					
1988	1	0	0	42	6	1964	4	1	1	64	14
CLEVELAND VASJ						MARIETTA					
2003	0	1	0	14	21	1912	20	17	3	44	36
COLUMBUS BISHOP HARTLEY						MARTINS FERRY					
1991	3	1	0	40	21	1907	53	48	7	58	46

BEST DEFENSIVE TEAMS (Based on points given up)

Year	Games	Points	Year	Games	Points
1933	10	12	1943	9	119
1921	10	13	1912	9	120
1919	9	21	1980	10	122
1913	7	21	1992	10	123
1929	10	26	1986	10	130
1932	10	26	1987	10	131
1930	10	26	1922	10	134
1927	9	27	1982	10	137
1970	10	30	1947	11	140
1928	10	30	1957	9	140
1924	10	31	1994	10	142
1936	10	32	2005	14	143
1926	10	32	1996	14	143
1914	10	32	1956	10	147
1938	10	34	1997	13	149
1918	5	34	1990	10	155
1925	10	38	1952	10	157
1937	10	39	1951	10	162
1916	9	39	1971	10	165
1920	9	40	1999	10	166
1909	5	44	1998	10	169
1946	11	46	1968	10	178
1939	10	47	1985	10	183
1910	7	49	1984	10	183
1964	10	50	1978	10	186
1975	10	54	2000	11	188
1965	10	54	1991	10	189
1931	10	55	1948	9	189
1966	10	58	1961	10	203
1940	9	58	2002	10	204
1923	10	62	1969	10	204
1941	9	63	2003	14	211
1950	9	64	1942	10	218
1911	8	65	1989	10	219
1958	10	65	2004	12	234
1945	10	65	1967	10	234
1908	7	69	1995	14	241
1949	9	70	2006	14	245
1935	10	70	2008	10	259
1954	10	71	2013	11	265
1973	10	72	2011	10	294
1934	10	72	2010	10	316
1917	9	74	2001	10	309
1988	10	86	2012	11	324
1953	10	87	2007	10	325
1944	10	88	2009	10	375
1974	10	89			
1972	10	89			
1977	10	91			
1955	10	92			
1963	10	93			
1915	8	99			
1979	10	105			
1960	10	105			
1962	11	107			
1981	10	107			
1983	10	112			
1976	10	114			
1959	10	114			
1993	11	119			

UPDATED: 07.09.14

COMPOSITE RECORDS

FIRST MET	WON	LOST	TIE	MOST POINTS SCORED	MOST POINTS GIVE UP	FIRST MET	WON	LOST	TIE	MOST POINTS SCORED	MOST POINTS GIVE UP
MEADOWBROOK						TORONTO					
1987	4	0	0	35	22	1929	2	1	0	32	29
MENTOR						TRIADELPHIA					
1969	0	1	0	12	54	1917	15	3	1	66	25
MINGO						TUSKY VALLEY					
1931	3	0	0	47	7	1995	1	0	0	22	6
MONACA						TYLER CONSOLIDATED					
1926	1	0	0	39	0	1993	4	0	0	56	28
MOUNDSVILLE						UNION LOCAL					
1908	27	13	2	75	33	1962	12	5	0	53	46
NELSONVILLE-YORK						URICHSVILLE					
1997	1	0	0	39	6	1915	3	0	0	44	7
NEWARK						UTICA					
1968	0	0	1	8	8	2000	0	1	0	28	35
NEWARK CATHOLIC						VERSAILLES					
1993	1	2	0	29	29	1995	0	1	0	44	50
NEWARK LICKING VALLEY						WASHINGTON					
1996	1	0	0	12	7	1921	1	4	0	26	28
NEWBURY						WASHINGTON (DC) THEODORE ROOSEVELT					
1992	1	0	0	33	6	2004	2	0	0	39	13
NEW LEXINGTON						WEIRTON					
2006	1	0	0	45	7	1930	5	12	0	42	33
NEW PHILADELPHIA						WELLSBURG					
1911	16	22	2	53	44	1908	2	2	0	58	24
NILES McKINLEY						WELLSTON					
1941	1	0	0	13	7	2004	1	0	0	40	6
NORTH CANTON HOOVER						WELLSVILLE					
1975	0	1	0	0	15	1917	5	1	2	41	9
ORRVILLE						WESTFALL					
1995	1	0	0	48	34	2003	2	0	0	37	26
PAINESVILLE						WEST HOLMES					
1938	1	0	0	14	0	1989	3	1	0	34	35
PIKETON						WHEELING					
1997	1	0	0	34	22	1908	39	22	9	70	40
RIVER						WHEELING CENTRAL					
1986	6	2	0	48	21	1953	14	5	2	35	56
SALEM						WHEELING PARK					
1951	1	1	0	44	19	1976	10	15	0	39	38
SANDUSKY						WINTERSVILLE					
1955	0	1	0	13	22	1967	5	10	1	28	57
SHADYSIDE						WOODSFIELD					
1909	24	3	3	54	46	1909	4	1	0	39	22
SHINSTON						YORKVILLE					
1924	1	0	0	27	0	1943	1	0	0	44	0
SIR WINFRID LAURIER (Canada)						YOUNGSTOWN CARDINAL MOONEY					
1999	2	0	0	56	20	1995	2	2	0	27	49
SISTERSVILLE						YOUNGSTOWN CHANEY					
1921	1	0	0	34	0	1939	1	0	0	30	0
ST. CLAIRSVILLE						YOUNGSTOWN EAST					
1927	35	14	1	72	58	1938	1	0	1	7	7
ST. JOHN						YOUNGSTOWN NORTH					
1956	16	6	2	52	26	1951	2	2	0	20	35
STEBENVILLE						YOUNGSTOWN RAYEN					
1910	8	14	0	49	59	1974	2	0	0	14	8
STEBENVILLE CATHOLIC CENTRAL						YOUNGSTOWN URSULINE					
1944	20	16	2	63	55	1993	0	1	0	6	7
ST. MARYS						ZANESVILLE					
1992	1	0	0	44	0	1914	6	0	0	66	6
THORNVILLE SHERIDAN											
2008	0	2	0	14	49						
TIFFEN JR.											
1936	1	0	0	19	0						
TILTONSVILLE											
1930	11	1	0	40	6						

UPDATED: 07.09.14

YEAR-BY-YEAR TOTALS

Year	Points Scored	Points Allowed	W-L%	Year	Points Scored	Points Allowed	W-L%
1908	15	69	29%	1968	177	178	50%
1909	28	44	40%	1969	149	204	30%
1910	26	49	43%	1970	235	30	80%
1911	46	65	38%	1971	184	165	50%
1912	93	120	33%	1972	212	89	70%
1913	109	21	57%	1973	193	72	70%
1914	326	32	90%	1974	129	89	70%
1915	120	99	50%	1975	198	54	90%
1916	266	39	78%	1976	140	114	50%
1917	52	74	33%	1977	110	91	50%
1918	72	34	80%	1978	106	186	30%
1919	150	21	56%	1979	76	105	30%
1920	183	40	89%	1980	157	122	80%
1921	247	13	80%	1981	180	107	80%
1922	96	134	40%	1982	155	137	60%
1923	133	62	70%	1983	163	112	40%
1924	215	31	90%	1984	168	183	60%
1925	245	38	90%	1985	153	183	50%
1926	208	32	90%	1986	176	130	50%
1927	101	27	78%	1987	215	131	80%
1928	218	30	90%	1988	292	86	90%
1929	206	26	70%	1989	118	219	10%
1930	158	26	70%	1990	129	155	40%
1931	83	55	70%	1991	160	189	50%
1932	182	26	80%	1992	278	123	90%
1933	157	12	80%	1993	237	119	73%
1934	70	72	30%	1994	312	142	90%
1935	114	70	60%	1995	521	241	93%
1936	248	32	90%	1996	370	143	93%
1937	203	39	80%	1997	555	149	92%
1938	180	34	90%	1998	265	169	70%
1939	164	47	70%	1999	281	166	70%
1940	274	58	89%	2000	306	188	73%
1941	136	63	78%	2001	153	309	30%
1942	82	218	20%	2002	176	204	40%
1943	95	119	22%	2003	374	211	79%
1944	60	88	40%	2004	321	234	67%
1945	156	65	60%	2005	519	143	93%
1946	151	46	82%	2006	495	245	93%
1947	45	140	18%	2007	116	325	0%
1948	114	189	33%	2008	204	259	40%
1949	171	70	44%	2009	187	375	10%
1950	198	64	89%	2010	247	316	60%
1951	177	162	30%	2011	273	294	50%
1952	286	157	60%	2012	332	324	73%
1953	178	87	70%	2013	325	265	64%
1954	303	71	90%				
1955	177	92	70%				
1956	124	147	40%				
1957	166	140	67%				
1958	162	65	70%				
1959	176	114	50%				
1960	93	105	30%				
1961	124	203	30%				
1962	205	107	64%				
1963	169	93	60%				
1964	185	50	90%				
1965	192	54	70%				
1966	457	58	90%				
1967	93	234	20%				

UPDATED: 07.09.14

WINNING %

Year	Games	W/L%	Year	Games	W/L%
2006	14	93%	1952	10	60%
2005	14	93%	1945	10	60%
1996	14	93%	1935	10	60%
1995	14	93%	1913	7	57%
1997	13	92%	1919	9	56%
1994	10	90%	2011	10	50%
1992	10	90%	1991	10	50%
1988	10	90%	1986	10	50%
1975	10	90%	1985	10	50%
1966	10	90%	1977	10	50%
1964	10	90%	1976	10	50%
1954	10	90%	1971	10	50%
1938	10	90%	1968	10	50%
1936	10	90%	1959	10	50%
1928	10	90%	1915	8	50%
1926	10	90%	1949	9	44%
1925	10	90%	1910	7	43%
1924	10	90%	2008	10	40%
1914	10	90%	2002	10	40%
1950	9	89%	1990	10	40%
1940	9	89%	1983	10	40%
1920	9	89%	1956	10	40%
1946	11	82%	1944	10	40%
1987	10	80%	1922	10	40%
1981	10	80%	1909	5	40%
1980	10	80%	1911	8	38%
1970	10	80%	1948	9	33%
1937	10	80%	1917	9	33%
1933	10	80%	1912	9	33%
1932	10	80%	2001	10	30%
1921	10	80%	1979	10	30%
1918	5	80%	1978	10	30%
2003	14	79%	1969	10	30%
1941	9	78%	1961	10	30%
1927	9	78%	1960	10	30%
1916	9	78%	1951	10	30%
2012	11	73%	1934	10	30%
2000	11	73%	1908	7	29%
1993	11	73%	1943	9	22%
1999	10	70%	1967	10	20%
1998	10	70%	1942	10	20%
1974	10	70%	1947	11	18%
1973	10	70%	2009	10	10%
1972	10	70%	1989	10	10%
1965	10	70%	2008	10	0%
1958	10	70%			
1955	10	70%			
1953	10	70%			
1939	10	70%			
1931	10	70%			
1930	10	70%			
1929	10	70%			
1923	10	70%			
2004	12	67%			
1957	9	67%			
2013	11	64%			
1962	11	64%			
2010	19	60%			
1984	10	60%			
1982	10	60%			
1963	10	60%			

UPDATED: 07.09.14

COACHES AND RECORDS

Coach	Year	Record	Win. %	Coach	Year	Record	Win. %
No Coach	1908	2-3-2		Dixon, James	1943	2-5-2	
	1909	<u>2-3-0</u>			1946	9-1-1	
		4-6-2	33%		1947	<u>2-8-1</u>	
Battelle, Gordon	1910	3-4-0	43%			13-14-4	42%
Loomis, W.W.	1911	3-4-1		Foti, Jim	1944	4-6-0	
	1912	<u>3-5-1</u>			1945	<u>6-3-1</u>	50%
		6-9-2	35%			10-9-1	
Estabrook, J.R.	1913	4-1-2		Layne, Cyril	1948	3-6-0	33%
	1914	9-0-1		Bonar, Reyman	1949	4-4-1	
	1915	<u>4-4-0</u>		"Bud"	1950	8-0-1	
		17-5-3	68%		1951	3-6-1	
Mount, James B.	1916	7-2-0			1952	6-3-1	
	1917	<u>3-5-1</u>			1953	7-3-0	
		10-7-1	56%		1954	9-0-1	
Rogers, S.G	1918	4-1-0	80%		1955	7-3-0	
Layman, Gosnell	1919	5-2-2	56%		1956	4-5-1	
Galberach, Bill	1920	8-1-0			1957	6-3-0	
	1921	8-0-2			1958	<u>7-2-1</u>	
	1922	4-4-2		Ault, Don	1959	5-5-0	
	1923	<u>7-2-1</u>			1960	3-6-1	
		27-7-5	69%		1961	3-7-0	
Sears, Alfred	1924	9-1-0			1962	7-2-2	
	1925	9-0-1			1963	6-3-1	
	1926	<u>9-0-1</u>			1964	9-1-0	
		27-1-2	90%		1965	7-1-2	
Wright, Charles	1927	7-2-0			1966	<u>9-1-0</u>	
	1928	9-1-0				49-26-6	60%
	1929	<u>7-3-0</u>		Sharkey, Rudy	1967	2-8-0	
		23-6-0	79%		1968	5-4-1	
Rutan, Bartley	1930	7-1-2			1969	<u>3-6-1</u>	
"Bart"	1931	7-3-0				10-18-2	33%
	1932	8-1-1		Olsavsky, William	1970	8-1-1	
	1933	<u>8-1-1</u>		"Jake"	1971	5-5-0	
		30-6-4	75%		1972	7-3-0	
Varner, Martin	1934	3-5-2			1973	7-2-1	
	1935	<u>6-4-0</u>			1974	7-2-1	
		9-9-2	45%		1975	9-1-0	
Glenn, Albert	1936	9-1-0			1976	5-5-0	
"Sleepy"	1937	<u>8-2-0</u>			1977	5-4-1	
		17-3-0	85%		1978	3-6-1	
Niemiec, John	1938	9-1-0			1979	<u>3-6-1</u>	
"Butch"	1939	7-2-1				59-35-6	59%
	1940	8-1-0		Sherwood, Mike	1980	8-1-1	
	1941	7-2-0			1981	8-2-0	
	1942	<u>2-7-1</u>			1982	6-4-0	
		33-13-2	69%		1983	<u>4-5-1</u>	
						26-12-2	65%

COACHES AND RECORDS

Coach	Year	Record	Win.%	OVERALL WON/LOSS RECORD: 658-345-53
Magistro, John	1984	6-4-0		TOTAL GAMES PLAYED: 1056 OVERALL WINNING PERCENTAGE: 62%
	1985	5-5-0		
	1986	5-5-0		
	1987	8-2-0		
	1988	9-1-0		
	1989	1-9-0		
	1990	4-6-0		
	1991	5-5-0		
	1992	9-1-0		
	1993	8-3-0		
	1994	9-1-0		
	1995	13-1-0		
	1996	13-1-0		
	1997	12-1-0		
	1998	7-3-0		
	1999	7-3-0		
	2000	8-3-0		
	2001	3-7-0		
	2002	4-6-0		
	2003	11-3-0		
	2004	8-4-0		
	2005	13-1-0		
	2006	<u>13-1-0</u>		
	181-76-0	70%		
Bonar, Gregg	2007	0-10-0		
	2008	<u>4-6-0</u>		
		4-16-0	20%	
Davis, Jose	2009	1-9-0		
	2010	6-4-0		
	2011	5-5-0		
	2012	8-3-0		
	2013	<u>7-4-0</u>		
	27-25-0	52%		

UPDATED: 07.09.14

COACHES' WINNING %

Coach	Winning %	Record	Years Coached
Sears, Alfred	90%	27-1-2	1924-26
Glenn, Albert	85%	17-3-0	1936-37
Rogers, S.G.	80%	4-1-0	1918
Wright, Charles	79%	23-6-0	1927-29
Rutan, Bartley	75%	30-6-4	1930-33
Magistro, John	70%	181-76-0	1984-06
Niemiec, John	69%	33-13-2	1938-42
Galberach, Bill	69%	27-7-5	1920-23
Estabrook, J.R.	68%	17-5-3	1913-15
Sherwood, Mike	65%	26-12-2	1980-83
Bonar, Reyman	63%	61-29-7	1949-58
Ault, Don	60%	49-26-6	1959-66
Olsavsky, William	59%	59-35-6	1970-79
Mount, James B.	56%	10-7-1	1916-17
Layman, Gosnell	56%	5-2-2	1919
Davis, Jose	52%	27-25-0	2009-2013
Foti, Jim	50%	10-9-1	1944-45
Varner, Martin	45%	9-9-2	1934-35
Battelle, Gordon	43%	3-4-0	1910
Dixon, James	42%	13-14-4	1943, 1946-47
Loomis, W.W.	35%	6-9-2	1911-12
Sharkey, Rudy	33%	10-18-2	1967-69
Lane, Cyril	33%	3-6-0	1948
No Coach	33%	4-6-2	1908-09
Bonar, Gregg	20%	4-16-0	2007-08
TOTAL	62%	658-345-53	1908-2013

1056 Games

UPDATED: 07.09.14

SEASON TOP TEN PERFORMERS


LEADING AVERAGE KICKOFF

1. Gary Homer '71 - 55.9
2. Bryan Ramsay '86 - 55.8
3. Bryan Ramsay '85 - 54.3
4. Mark Mason '94 - 53.7
5. Mike Materkoski '82 - 53.5
5. Paul Marchese '73 - 53.5
7. JoJo Campbell '78 - 53.4
8. Nick Perko '05 - 52.9
9. Bryan Ramsay '84 - 52.7
10. JoJo Campbell '77 - 52.6

LEADING AVERAGE PUNTERS

1. Tyler Rose '08 - 37.7
2. Glenn Dawson '83 - 36.5
3. Nick Perko '06 - 36.3
4. Nick Perko '05 - 36.2
5. Ben Taylor '96 - 36.1
6. Dan Mlynek '73 - 35.7
7. John LaRoche '87 - 35.6
8. Hunter Westlake '11 - 35.4
9. Bob Monohan '81 - 35.3
10. Bob DeLelles '82 - 35.2
10. Lance Mehl '75 - 35.2

UPDATED: 07.09.14



CAREER BESTS


TACKLES (200 tackles minimum)

Rich Mamie 1993, 1994, 1995	515 tackles
Jordan Traylinek 2004, 2005, 2006	396 tackles
Ben Taylor 1994, 1995, 1996	378 tackles
Scott Antonik 2002, 2003, 2004	293 tackles
Mark Doyle 1983, 1984, 1985	291 tackles
Bob Kreiter 1968, 1969, 1970	257 tackles
Frederick Kimbro 2003, 2004, 2005	254 tackles
Nathan Taylor 1996, 1997, 1998	243 tackles
Roger Peters 1997, 1998, 1999	237 tackles
Bob Roth 1993, 1994, 1995	237 tackles
Lance Mehl 1973, 1974, 1975	235 tackles
Ross Johnson 2004, 2005, 2006	232 tackles
Chuck Mehl 1977, 1978, 1979	232 tackles
Bryan Mancini 2001, 2002, 2003	221 tackles
Brent Smith 1990, 1991, 1992	217 tackles
Jeremy Lemley 1994, 1995, 1996	209 tackles
Josh Tolliver 2008, 2009, 2010	213 tackles
Dan Mlynek 1971, 1972, 1973	209 tackles
Rich Materkoski 1975, 1976, 1977	204 tackles

SCORING (125 points minimum)

Rich Mamie 1993, 1994, 1995	282 points
Jayson Keyser 2004, 2005, 2006	226 points
Trey Masciarelli 2004, 2005, 2006	222 points
Clint Lekanudos 1995, 1996, 1997	218 points
Jim Nemec 1951, 1952, 1953, 1954	204 points
Joey Galloway 1987, 1988, 1989	200 points
Mike Materkoski 1980, 1981, 1982	181 points
Nate Davis 2002, 2003, 2004, 2005	174 points
Jeff Dye 1974, 1975, 1976	172 points
Scott Pitts 1992, 1993, 1994	161 points
Ron Lee 1968, 1969, 1970	144 points
Justin Homer 1996, 1997, 1998, 1999	143 points
Ken Roth 1996, 1997, 1998	138 points
Mike Fisher 2002, 2003, 2004	132 points
Scott Coyne 1991, 1992, 1993	128 points
Mike Sechrest 1989, 1990, 1991	126 points

UPDATED: 07.09.14



CAREER BESTS

PASSING (1000 yards minimum)

Spencer Badia 2011, 2012, 2013	7612 yards
Nate Davis 2002, 2003, 2004, 2005	7348 yards
Jose' Davis 1993, 1994, 1995	6769 yards
Ty Masciarelli 1995, 1996, 1997	5603 yards
Scott Woods 1986, 1987, 1988	4252 yards
Nick Rocchio 2004, 2005, 2006	3838 yards
Ryan Feller 2007, 2008, 2009	3799 yards
Matt Materkoski 1998, 1999, 2000	3659 yards
Chad Magistro 1989, 1990, 1991	2862 yards
Anthony Rocchio 2008, 2010	2318 yards
Chris Lednik 1996, 1997, 1998	2308 yards
Ed Price 1969, 1970, 1971	2178 yards
Mike Call 1990, 1991, 1992	2115 yards
Dom Liberati 2001, 2002	1443 yards
Mike Sherwood 1964, 1965, 1966	1400 yards
Scot Maffe 1982, 1983, 1984	1318 yards
Mike Balsei 1981, 1982, 1983	1109 yards

RECEIVING (800 yards minimum)

Joey Galloway 1987, 1988, 1989	2334 yards
Trey Masciarelli 2004, 2005, 2006	2207 yards
Nick Patrone 2010, 2011, 2012, 2013	2061 yards
Scott Coyne 1991, 1992, 1993	1764 yards
Ben Taylor 1994, 1995, 1996	1679 yards
Richie Materkoski 1995, 1996, 1997	1610 yards
Ty Tobiczyk 2006, 2007, 2008	1406 yards
Dusty Kinder 1993, 1994, 1995	1318 yards
Devin Ward 2008, 2009, 2010	1309 yards
Manny Ray 2010, 2011	1199 yards
Drew Spencer 1997, 1998, 1999	1009 yards
Maurice Jeffreys 2001, 2002, 2003	948 yards
Ryan Padgett 2001, 2002, 2003	924 yards
Levi Crozier 2007, 2008, 2009	885 yards


RECEIVING (Continued)

Todd Kinder 1982, 1983, 1984	878 yards
Frankie Hibbitts 1997, 1998, 1999	857 yards
Mike Fisher 2002, 2003, 2004	855 yards
Clint Lekanudos 1995, 1996, 1997	816 yards
Greg Jones 1970, 1971, 1972	813 yards

RUSHING (1000 yards minimum)

Scott Pitts 1992, 1993, 1994	2092 yards
Jeff Dye 1974, 1975, 1976	2040 yards
Phil Green 1985, 1986, 1987	1793 yards
Mike Honeycutt 1986, 1987, 1988	1763 yards
Mike Materkoski 1980, 1981, 1982	1759 yards
Clint Lekanudos 1995, 1996, 1997	1752 yards
Rich Mamie 1993, 1994, 1995	1676 yards
Ken Roth 1996, 1997, 1998	1503 yards
Brock Redman 2001, 2002, 2003	1411 yards
Mike Fisher 2002, 2003, 2004	1350 yards
Jayson Keyser 2004, 2005	1329 yards
John Calhoun 1990, 1991, 1992	1295 yards
Ron Lee 1968, 1969, 1970	1242 yards
Jim Nemec 1954	1200 yards
Paul Xenakis 1963	1058 yards
Courtney Redman 1998, 1999, 2000	1037 yards
Dirk Fitch 1976, 1977, 1978	1015 yards
Bob Roth 1993, 1994, 1995	1024 yards

UPDATED: 07.09.14



OHIO ALL-TIME VICTORY LIST (500 or more wins)

	SCHOOL	RECORD	TOTAL	%	
1.	Massillon Washington Tigers	780-231-35	1046	74.6	
2.	Canton McKinley Bulldogs	754-313-42	1109	68.0	
3.	Steubenville Big Red	690-296-34	1020	67.6	
4.	Fostoria Senior Redman	659-388-48	1095	60.2	
5.	Warren G. Harding Raiders	648-399-51	1098	59.0	
6.	Sandusky Blue Streaks	633-342-42	1017	62.2	
7.	<u>BELLAIRE BIG REDS</u>	<u>631-320-53</u>	<u>1004</u>	<u>62.8</u>	
8.	Martins Ferry Purple Riders	623-335-35	993	62.7	
9.	Hamilton Big Blue	616-466-25	1107	55.6	
10.	Troy Trojans	605-362-44	1011	59.8	
11.	Shelby Whippets	604-346-42	992	60.9	
12.	Ironton Tigers	602-293-41	936	64.3	
13.	Dover Tornados	601-328-44	973	61.8	
14.	Cleveland St. Ignatius Wildcats	597-290-38	925	64.5	
15.	Cincinnati Wyoming Cowboys	596-176-48	820	72.7	
16.	Middletown Middies	595-292-38	925	64.3	
17.	Fremont Ross Little Giants	593-384-48	1025	57.9	
18.	University School Preppers	585-340-32	957	61.1	
19.	New Philadelphia Quakers	585-393-51	1029	56.9	
20.	Versailles Tigers	576-252-27	855	67.4	
21.	Piqua Indians	575-356-43	974	59.0	22.
	Upper Arlington Golden Bears	574-201-23	798	71.9	
23.	Napoleon Wildcats	564-300-32	896	62.9	
24.	St. Marys Memorial Rough Riders	557-404-44	1005	55.4	
25.	Danville Blue Devils	554-439-47	1040	53.3	
26.	Mogadore Wildcats	552-254-20	826	66.8	
27.	Zanesville Blue Devils	552-359-34	945	58.4	
28.	Findlay Trojans	551-422-35	1008	54.7	
29.	Orrville Red Riders	550-338-41	929	59.2	
30.	Arlington Red Devils	546-228-34	808	67.6	
31.	Louisville Leopards	545-256-36	837	65.1	
32.	Lancaster Golden Gales	542-371-40	953	56.9	
33.	Lakewood Rangers	542-402-50	994	54.5	
34.	Elyria Pioneers	540-415-44	999	54.1	
35.	Jackson Ironmen	539-379-48	966	55.8	
36.	Portsmouth Trojans	532-390-39	961	55.4	
37.	Bellevue Redman	531-391-45	967	54.9	
38.	East Cleveland Shaw Cardinals	531-391-64	986	53.9	
39.	North Canton Hoover Vikings	528-279-26	833	63.4	
40.	Cincinnati Elder Panthers	525-269-30	824	64.6	
41.	Wooster Generals	519-442-49	1010	51.4	
42.	Akron Garfield Golden Rams	510-265-37	812	62.8	

NEEDS UPDATED FOR 2008 SEASON

BELLAIRE IS OK

BHS FOOTBALL RECORDS

INDIVIDUAL RECORDS

TOTAL OFFENSE (Passing + Rushing)

MOST PLAYS

Game: 74, Spencer Badia v. Steubenville Catholic, 2012

Season: 508, Jose' Davis, 1995

Career: 1160, Nate Davis, 2002-05

MOST YARDS GAINED

Game: 495, Spencer Badia v. Steubenville Catholic, 2011

Season: 3858, Jose' Davis, 1995

Career: 8073, Spencer Badia, 2010-13

MOST TOUCHDOWNS RESPONSIBLE FOR

Game: 7, Spencer Badia v. Steubenville Catholic, 2011

Ty Masciarelli v. Steubenville Catholic, 1997

Season: 56, Nick Rocchio, 2006

Career: 110, Nate Davis, 2002-05

RUSHING

BRANDON LAUGHMAN

MOST RUSHES

SCC

Game: ~~40~~ Mike Materkoski v. Martins Ferry, 1980

Season: 212, Rich Mamie, 1995

Career: 422, Mike Materkoski, 1980-82

MOST YARDS GAINED

282 BRANDON

Game: ~~249~~ Mike Honeycutt v. Cleveland John Adams, 1988

SCC

Season: 1335, Rich Mamie, 1995

Career: 2092, Scott Pitts, 1992-94

MOST YARDS GAINED (QUARTER)

Game: 147, Mike Honeycutt v. Cleveland John Adams, 1988

MOST YARDS GAINED (HALF)

Game: 175, Mike Honeycutt v. Cleveland John Adams, 1988

HIGHEST AVERAGE PER RUSH

Game: 24.8, Clint Lekanudos,

Steubenville Catholic, 1997

Season: 7.78, Bob Roth, 1994

Career: 6.3, Rich Mamie, 1993-95

MOST TOUCHDOWNS RUSHING

Game: 6, Rich Mamie v. Linsly, 1995

Season: 28, Rich Mamie, 1995

Career: 36, Rich Mamie, 1993-95

LONGEST GAIN

Game: 95, Hunter Westlake v. Edison, 2013
Ezan Ellsworth v. St. Clairsville, 1989

MOST ALL-PURPOSE YARDAGE

Game: 273, Joey Galloway v. East Liverpool, 1988

Season: 1896, Rich Mamie, 1995

Career: 3309, Joey Galloway, 1987-89

PASSING

MOST PASSES ATTEMPTED

Game: 65, Spencer Badia v. Steubenville Catholic, 2012

Season: 406, Jose' Davis, 1995

Career: 960, Spencer Badia, 2010-13

MOST PASSES COMPLETED

Game: 38, Spencer Badia v. Steubenville Catholic, 2012

Season: 253, Jose' Davis, 1995

Career: 560, Spencer Badia, 2010-13

HIGHEST COMPLETION PERCENTAGE

Game: 81.8% (9-11) Mike Call v. Meadowbrook, 1992

Season: 62.3% (253-406), Jose' Davis, 1995

Career: 57.6% (455-790), Jose' Davis, 1993-95

MOST PASSES HAD INTERCEPTED

Game: 4, Many, Most Recent, Ryan Feller v. Union Local, 2007

Season: 18, Ryan Feller, 2007

Career: 37, Spencer Badia, 2010-13

LOWEST INTERCEPTION PERCENTAGE

Season: 1.2%, Matt Materkoski, 1999

MOST YARDS GAINED

Game: 505, Spencer Badia v. Steubenville Catholic, 2011

Season: 3551, Jose' Davis, 1995

Career: 7612, Spencer Badia, 2010-13

MOST TOUCHDOWN PASSES

Game: 7, Spencer Badia v. Steubenville Catholic, 2011

Season: 44, Nick Rocchio, 2006

Career: 81, Nate Davis, 2002-05

LONGEST PASS

Game: 96, Nick Rocchio to Kyle Barnes v. St. Clairsville, 2006

CONSECUTIVE COMPLETED PASSES

Game: 11, Ty Masciarelli v. Steubenville Catholic, 1996; Jose' Davis v. Orrville, 1995

RECEIVING

MOST PASSES CAUGHT

Game: 16, Nick Patrone v. Steubenville Catholic, 2012

Season: 70, Ben Taylor, 1995

Career: 144, Nick Patrone, 2010-13

MOST YARDS GAINED

Game: 229, Joey Galloway v. East Liverpool, 1988

Season: 1420, Trey Masciarelli, 2006

Career: 2334, Joey Galloway, 1987-89

MOST TOUCHDOWN PASSES CAUGHT

Game: 4, Joey Galloway v. Wheeling Park, 1989

Season: 20, Trey Masciarelli, 2006

Career: 36, Trey Masciarelli, 2004-06

PUNTING

MOST PUNTS

Game: 10, Tom Hollingshead v. Wintersville, 1978

Season: 52, Lance Mehl, 1975

Career: 113, Mike Sechrest, 1989-91

HIGHEST AVERAGE

Game: (punts) 64.0, Dan Mlynek v. Martins Ferry, 1973

Season: (punts) 37.7, Tyler Rose, 2008

Career: (punts) 36.325, Tyler Rose, 2006-2008

MOST YARDAGE

Game: 300, Tom Hollingshead v. Wintersville, 1978

Season: 1832, Lance Mehl, 1975

Career: 3759, Mike Sechrest, 1989-91

LONGEST PUNT

Game: 65, Bob Monohan v. St. John, 1981

INTERCEPTIONS

MOST PASSES INTERCEPTED

Game: 5, Ed Sherwood v. Wheeling, 1935

Season: 8, Maurice Jeffreys, 2003

Kelly Porter, 1986

Lance Mehl, 1975

Career: 15, Kelly Sherwood, 1968-70

MOST YARDAGE ON INTERCEPTIONS

Game: 100, Josh Davis v. Steubenville Catholic, 2010

Season: 257, Jayson Keyser, 2006

Career: 308, Jayson Keyser, 2004-06

MOST TOUCHDOWNS ON INTERCEPTION RETURN

Game: 2, Andrew Bobka v. Union Local, 2005

Bob Roth v. Wheeling Central, 1994

Charles Castricone v. River, 1986

Season: 2, Jayson Keyser, 2006

Andrew Bobka, 2005

Jayson Keyser, 2005

Bob Roth, 1994

Charles Castricone, 1986

Paul DePaulis, 1981

Career: 4, Jayson Keyser, 2004-06

PUNT RETURN

MOST PUNT RETURNS

Game: 6, Ed Davis v. St. John, 1977

Season: 26, Timmy Marling, 1996

Career: 35, Ed Davis, 1976-78

UPDATED: 07.09.14

MOST RETURN YARDAGE

Game: 153, Billy Mitchell v. Moundsville, 1966

Season: 302, Aaron Crow, 2006

Career: 314, Joey Galloway, 1987-89

PUNT RETURN AVERAGE

Game: 65.0, Trey Masciarelli v.

Theodore Roosevelt, 2005

Season: 25.6, Dave Perzanowski, 1973

Career: 19.0, Bob Hocker, 1979-81

MOST TOUCHDOWNS ON PUNT RETURNS

Game: 2, Many, Most Recent, Kelly

Sherwood v. Martins Ferry, 1970

Season: 2, Many, Most Recent, Jeff

Dye, 1979

Career: 4, Kelly Sherwood, 1968-70

LONGEST PUNT RETURN

Game: 89, Kelly Sherwood v. Martins

Ferry, 1970; Billy Mitchell v. Moundsville, 1966

KICKOFF RETURNS

MOST KICKOFF RETURNS

Game: 5, Tom Strussion v. Wintersville, 1985

Season: 21, Billy Vitale, 2007

Career: 32, Tom Strussion, 1984-86

MOST RETURN YARDAGE

Game: 143, Dirk Fitch v. St. Clairsville, 1978

Season: 388, Mike Sechrest, 1991

Career: 661, Mike Sechrest, 1989-91

KICKOFF RETURN AVERAGE

Game: 66.0, Dirk Fitch v. Cambridge, 1977

Season: 37.2, Dave Perzanowski, 1974

Career: 27.8, Mike Sechrest, 1989-91

MOST TOUCHDOWNS ON KICKOFF RETURNS

Game: 1, Many, Most Recent, Ty Hess v. Ironton, 2005

Season: 2, Shawn Valloric, 1993

Career: 2, Shawn Valloric, 1991-93;

Kelly Sherwood, 1968-70

LONGEST KICKOFF RETURN

Game: 108, Paul Xenakis v. St. John, 1963

SCORING

MOST POINTS

Game: 50, Henry Wagner v. Barnesville, 1916

Season: 216, Rich Mamie, 1995

Career: 282, Rich Mamie, 1993-95

MOST TOUCHDOWNS

Game: 7, John Tobin v. Barnesville, 1916

Season: 34, Rich Mamie, 1995

Career: 45, Rich Mamie, 1993-95

MOST TOUCHDOWNS (QUARTER)

Game: 3, Scott Pitts v. Newark Catholic, 1994

MOST EXTRA POINT ATTEMPTS

Game: 8, Herb Sickles v. Moundsville, 1952

Season: 68, Justin Homer, 1997

Career: 171, Justin Homer, 1996-1999

MOST EXTRA POINTS MADE

Game: 8, Herb Sickles v. Moundsville, 1952

Season: 55, Justin Homer, 1997

Career: 131, Justin Homer, 1996-1999

HIGHEST PERCENTAGE OF EXTRA POINTS MADE

Season: (25 att.) 90.0% (27-30), Clayton Williams, 2000

Career: (50 att.) 82.5% (104-126), Nick Perko, 2004-2006

CONSECUTIVE EXTRA POINTS

Game: 8, Herb Sickles v. Moundsville, 1952

Season: 22, Mark Marchese, 1981

Career: 22, Mark Marchese, 1979-81

MOST POINTS KICKING

Game: 11, Dalton Conroy v. Harrison Central, 2012

Season: 67, Nick Perko, 2006

Career: 171, Justin Homer, 1996-1999

FIELD GOALS

MOST FIELD GOAL ATTEMPTS

Game: 4, Mark Marchese v. Marietta, 1980

Season: 16, Mark Marchese, 1981

Career: 36, Mark Marchese, 1979-81

MOST FIELD GOALS MADE

Game: 3, Mark Marchese v. St. Clairsville, 1980

Paul Marchese v. New

Philadelphia & Wheeling, 1973

Season: 9, Dalton Conroy, 2012

Career: 15, Mark Marchese, 1979-81

HIGHEST PERCENTAGE OF FIELD GOALS MADE

Season: (15 att.) 70%, Bryan Ramsay, 1985

Career: (30 att.) 63%, Bryan Ramsay, 1983-85

LONGEST FIELD GOAL MADE

Game: 47, Mark Marchese v. Marietta, 1980

CONSECUTIVE FIELD GOALS MADE

Career: 5, Nick Perko, 2006

Mats Berglind, 1989

FUMBLES

MOST OPPONENT'S FUMBLES RECOVERED

Season: 7, Dirk Fitch, 1978

Career: 8, Ty Hess, 2003-05

John Ostrander, 1968-70

BATTED DOWN PASSES

Game: 3, Many, Most Recent, Ben Taylor v. Martins Ferry, 1996

Season: 14, Clint Lekanudos, 1997

Career: 30, Clint Lekanudos, 1995-97

TACKLES

MOST TACKLES

Game: 29, Rich Mamie v. Youngstown Cardinal Mooney, 1995

Season: 196, Rich Mamie, 1994

Career: 515, Rich Mamie, 1993-95

MOST SOLO TACKLES *Austin McConville*
Game: 14, Bob Kreiter v. Wheeling Central, 1969 *Shady Side*

Season: 98, Bob Kreiter, 1969

Career: 135, Jordan Traylinek, 2004-2006

MOST ASSISTED TACKLES

Game: 29, Rich Mamie v. Youngstown Cardinal Mooney, 1995

Season: 176, Rich Mamie, 1994

Career: 417, Rich Mamie, 1993-95

QUARTERBACK SACKS

Game: 4, Justin Blon v. Union Local, 2009

Sean Huston v. John Marshall, 2000

Season: 21, Ty Hess, 2005

Career: 31, Ty Hess, 2003-05

PUNTS BLOCKED

Game: 2, Sam Marzella v. Martins Ferry, 1940

Season: 3, Bob Kreiter, 1970

Career: 3, Bob Kreiter, 1968-70

MISCELLANEOUS

MOST FAIR CATCHES ON PUNTS

Game: 3, Ernie Blazek v. Brooke, 1980 & 1981

Ed Davis v. Alliquippa, 1977

Season: 13, Richie Materkoski, 1997

Career: 14, Richie Materkoski, 1995-97

NUMBER OF KICKOFFS

Game: 10, Dalton Conroy v. Steubenville Catholic, 2011

Season: 85, Ryan Snider, 1997; Paul Bommer, 1995

Career: 168, Nick Perko, 2004-2006

TOTAL KICKOFF YARDAGE

Game: 501, Dalton Conroy v. Steubenville Catholic, 2011

Season: 4336, Nick Perko, 2005

Career: 8796, Nick Perko, 2004-2006

KICKOFF AVERAGE

Game: 62.5, Mark Mason v. Newark Catholic, 1994

Season: 55.9, Gary Homer, 1971

Career: 54.3, Bryan Ramsay, 1984-86

TEAM RECORDS

SINGLE GAME OFFENSE

TOTAL OFFENSE

Most Plays: 92 v. Steubenville Catholic, 2012

Most Yards Gained: 665 v. Orrville, 1995

Most Touchdowns: 11 v. Moundsville, 1952

RUSHING

Most Rushes: 63 v. Beaver Local, 1996; v. Weirton, 1981; v.

Wintersville, 1974

Most Yards: 433 v. Tyler Consolidated, 2003

Most Touchdowns: 8 v. Magnolia, 1966

UPDATED: 07.09.14

PASSING

Most Passes Attempted: 65 v. Steubenville Catholic, 2012
Most Passes Completed: 38 v. Steubenville Catholic, 2012
Most Passes Had Intercepted: 4, Many, Most Recent v. Union Local, 2007
Most Yards Gained: 457 v. Nelsonville-York, 1997
Most Touchdown Passes: 6 v. Steubenville Catholic, 1997; East Liverpool, 1988
Fewest Passes Attempted: 2 v. River, 1991, Brooke, 1980
Fewest Passes Completed: 0 (0-4) v. Cambridge 1980
Highest Completion Percentage: 81.8% v. Meadowbrook, 1992

PUNTING

Most Punts: 10 v. Wintersville, 1978
Most Yardage: 320 v. Martins Ferry, 1973
Highest Average (5 punts): 64.0 v. Martins Ferry, 1973

PUNT RETURNS

Most Punt Returns: 7 v. St. John, 1977 & Steubenville Catholic, 1977
Most Yards Gained: 153 v. Moundsville, 1966
Most Touchdowns: 2 v. Moundsville, 1966

KICK RETURNS

Most Kickoff Returns: 7 Steubenville Catholic, 1980
Most Yards Gained: 193 v. St. Clairsville, 1978
Most Touchdowns: 1, Many, Most Recent v. Ironton, 2005
Highest Average: 66.0 v. Cambridge, 1977

TOTAL POINTS KICKING

10 v. New Philadelphia, 1973 & Wheeling, 1973

SCORING

Most Points: 104 v. Barnesville, 1916
Greatest Margin of Victory: 104-0 v. Barnesville, 1916
Greatest Margin of Defeat: 0-59 v. Wintersville, 1967
Most Touchdowns: 10 v. Wheeling, 1966
Most Extra Points: 8 v. Sir Winfred Laurier, 2005 v. Moundsville, 1952
Most Field Goals Made: 3, Many Most Recent, v. St. Clairsville, 1980

FIRST DOWNS

Most First Downs: 31 v. Orrville, 1995
Most Rushing First Downs: 19 v. Martins Ferry, 1980
Most Passing First Downs: 24 v. Nelsonville-York, 1997
Most Penalty First Downs: 5 v. Brooke, 1996; v. Steubenville Catholic, 1976

FUMBLES

Most Fumbles: 8 v. St. Clairsville, 1987; v. Wheeling Park, 1987
Most Fumbles Lost: 6 v. Marietta, 1972; v. St. Clairsville, 1972

PENALTIES

Most Penalties: 15 v. Cambridge, 1985
Most Yards Penalized: 195 v. Magnolia, 1966
Most Yards Penalized: Both Teams, 199 v. East Liverpool, 1987
Most Penalties: Both Teams, 29 v. Wintersville, 1985

SINGLE GAME DEFENSE

FUMBLES

Most Fumbles Caused: 7 v. Beaver Local, 1996; v. Marietta, 1980
Most Fumbles Recovered: 7 v. Tyler Consolidated, 1993

FIRST DOWNS

Fewest First Downs Allowed: 2, v. Akron Central Hower, 1997; St. Clairsville, 1987
Fewest Rushing First Downs: 1 v. St. Clairsville, 1987
Fewest Passing First Downs: 0, Many, Most Recent v. Cardinal Mooney, 2005

TOTAL DEFENSE

Fewest Plays: 33 v. Wintersville, 1988
Fewest Yards: 5 v. Ironton, 1996

RUSHING DEFENSE

Fewest Rushes: 11 v. Weirton, 1981
Fewest Yards: -29 v. Ironton, 1996

PASS DEFENSE

Fewest Passes Attempted: 0 v. Cardinal Mooney, 2005
Fewest Passes Completed: 0, Many, Most Recent, Cardinal Mooney, 2005

Lowest Percentage Completed: 0%, Many, Most Recent, v. Cardinal Mooney, 2005

Fewest Yards: -9 v. Indian Valley, 1996
Most Yards On Interceptions: 132 v. St. John, 1973

Passes Intercepted: 5 v. Wheeling Central, 1994, Magnolia, 1986, Wheeling, 1935

Passes Batted Down: 9 v. Martins Ferry, 1996; v. Beaver Local, 1995; Wheeling Central, 1994

Punts Blocked: 2, Many, Most Recent v. Linsly, 1994

TACKLES

Most Total Tackles: 143 v. St. Clairsville, 1991
Most Unassisted Tackles: 37 v. Cleveland John Adams, 1988
Most Assisted Tackles: 133 v. St. Clairsville, 1991

SEASON OFFENSE

TOTAL OFFENSE

Most Yards Per Game: 449.1, 1997
Highest Average Per Play: 7.9, 1997
Most Yards: 6123, 1995
Most Touchdowns: 83, 1997

RUSHING

Most Yards: 2864, 2003
Most Yards Per Game: 204.8, 1997
Highest Average Per Play: 6.0, 1997
Most Touchdowns: 47, 1997
Number Attempted: 486, 1981

PASSING

Most Passes Attempted: 415, 1995
Most Passes Completed: 257, 1995
Most Yards: 3703, 2006
Most Yards Per Game: 264.5, 2006
Highest Completion Percentage: 61.9% (257-415), 1995

Most Touchdowns Passing: 46, 2006

PUNTING

Most Punts: 55, 1979
Fewest Punts: 25, 1995
Highest Average Per Punt: 35.2, 1975
Most Yardage: 1865, 1975

PUNT RETURNS

Most Punt Returns: 46, 1996
Most Yards: 486, 1973
Most Touchdowns: 2, 1994, 1979, 1966

KICKOFF RETURNS

Most Kickoffs Returned: 53, 1978
Fewest Kickoffs Returned: 17, 1975
Most Yards: 706, 2007
Most Touchdowns: 2, 1993, 1991
Best Average: 39.4, 2005
Best Average per Return: 20.0, 1991

SCORING

Most Points: 555, 1997
Most Points Per Game: 45.7, 1966
Most Touchdowns: 76, 2005
Most Extra Points Made: 61, 2005
Most Field Goals Made: 8, 1980 & 1973

Most Points Kicking: 71, 2006

FIRST DOWNS

Most First Downs: 317, 1995
Most Rushing First Downs: 134, 2003
Most Passing First Downs: 167, 1995
Most Penalty First Downs: 26, 1995

FUMBLES

Most Fumbles: 38, 1987
Most Fumbles Lost: 17, 1996
Fewest Fumbles: 11, 1994
Fewest Fumbles Lost: 6, 1994; 1978

PENALTIES

Most Penalties: 89, 1996
Most Yards Penalized: 806, 1996
Fewest Penalties: 2, 1974
Fewest Yards Penalized: 7, 1974

SEASON DEFENSE

TOTAL DEFENSE

Fewest Yards: 1632, 1980
Fewest Yards Per Game: 163.2, 1980
Lowest Average Per Play: 3.5, 1980
Fewest Touchdowns: 13, 1988

RUSHING DEFENSE

Fewest Yards: 876, 1981
 Fewest Yards Per Game: 87.6, 1981
 Lowest Average Per Play: 3.1, 1996 & 1981
 Fewest Touchdowns: 7, 2005, 1988, 1981

PASS DEFENSE

Fewest Yards: 261, 2003
 Fewest Yards Per Game: 18.6, 2003
 Lowest Completion Percentage: 32%, 1975
 Fewest Touchdowns: 0, 1979
 Most Interceptions: 28, 1996
 Most Yards On Interceptions: 426, 2006
 Most Touchdowns On Interceptions: 4, 2005, 1996, 1985
 Passes Batted Down: 52, 1996

SCORING

Fewest Points: 12, 1933
 Fewest Points Per Game: 1.2, 1933
 Most Points:
 Most Shutouts: 5, 2005

FUMBLES

Most Fumbles Caused: 43, 1980
 Most Fumbles Recovered: 33, 1997

FIRST DOWNS

Fewest First Downs: 81, 1979
 Fewest Rushing First Downs: 28, 1988
 Fewest Passing First Downs: 34, 1980
 Fewest Penalty First Downs: 7, 2005, 1993, 1988

TACKLES

Most Total Tackles: 1303, 2006
 Most Assisted Tackles: 998, 1995
 Most Unassisted Tackles: 505, 2005

TEAM STREAKS

Victories: 14, 1987-88
 Defeats: 12, 2006-2008
 Home Victories: 34, 1992-1998
 Home Defeats: 5, 1982-83
 Away Victories: 10, 1980-81-82
 Away Defeats: 7, 1989-90
 Shutouts: 7, 1930-31
 Shutouts By Opponents: 5, 1944
 Winning Seasons: 11, 1923-33
 Losing Seasons: 5, 1908-12
 Conference Championships: 12, 1946, 1950, 1954, 1964, 1988, 1993, 1994, 1995, 1996, 1997, 2003, 2005
 Back-to-Back Conference Championships: 5, 1993, 1994, 1995, 1996, 1997
 Games For Scoring: 126, 1991-2002
 Games Scored Against: 40, 2000-2004
 Attendance: 12, 123 v. Versailles, 1995

In the event that a record might be incorrect, in order for it to be changed, WRITTEN PROOF must be submitted to Tom Rataiczak at 391.2930.

UPDATED: 07.09.14

BEST OFFENSIVE TEAMS
 (Based on points scored)

Year	Games	Points	Year	Games	Points
1997	13	555	1983	10	163
1995	14	521	1958	10	162
2005	14	519	1991	10	160
2006	14	495	1930	10	158
1966	10	457	1980	10	157
2003	14	374	1933	10	157
1996	14	370	1945	10	156
2012	11	332	1982	10	155
1914	10	326	2001	10	153
2013	11	325	1985	10	153
2004	12	321	1946	11	151
1994	10	312	1919	9	150
2000	11	306	1969	10	149
1954	10	303	1976	10	140
1988	10	292	1941	9	136
1952	10	286	1923	10	133
1999	10	281	1990	10	129
1992	10	278	1974	10	129
1940	9	274	1961	10	124
2011	10	273	1956	10	124
1916	9	266	1915	8	120
1998	10	265	1989	10	118
1936	10	248	2007	10	116
2010	10	247	1948	9	114
1921	10	247	1935	10	114
1925	10	245	1977	10	110
1993	11	237	1913	7	109
1970	10	235	1978	10	106
1928	10	218	1927	9	101
1987	10	215	1922	10	96
1924	10	215	1943	9	95
1972	10	212	1912	9	93
1926	10	208	1967	10	93
1929	10	206	1960	10	93
1962	11	205	1931	10	83
2008	10	204	1942	10	82
1937	10	203	1979	10	76
1950	9	198	1918	5	72
1975	10	198	1934	10	70
1973	10	193	1944	10	60
1965	10	192	1917	9	52
2009	10	187	1911	8	46
1964	10	185	1947	11	45
1971	10	184	1909	5	28
1920	9	183	1910	7	26
1932	10	182	1908	7	15
1981	10	180			
1938	10	180			
1953	10	178			
1968	10	177			
1955	10	177			
1951	10	177			
2002	10	176			
1986	10	176			
1959	10	176			
1949	9	171			
1963	10	169			
1984	10	168			
1957	9	166			

186

UPDATED: 07.09.14

COMPOSITE RECORDS

FIRST MET	WON	LOST	TIE	MOST POINTS SCORED	MOST POINTS GIVE UP	FIRST MET	WON	LOST	TIE	MOST POINTS SCORED	MOST POINTS GIVE UP
AKRON CENTRAL HOWER						✓ COLUMBUS BISHOP READY					
1997	2	0	0	60	0	1986	3	4	0	48	14
AKRON COPLEY						COLUMBUS EAST					
1983	1	0	0	26	6	1914	1	1	1	46	27
AKRON ELLET						COSHOCTON					
1998	1	0	0	39	26	2003	1	0	0	21	8
AKRON GARFIELD						CUYAHOGA HEIGHTS					
1936	1	0	0	53	0	2012	0	1	0	14	42
ALIQUIPPA						DAYTON JEFFERSON					
1977	0	2	0	0	27	1987	1	0	0	32	20
ALLEGHENY ACADEMY						DAYTON PATTERSON					
1994	1	0	0	46	0	1985	1	0	0	24	7
ALUMNI						DOVER					
1910	1	0	0	3	0	1927	5	2	0	34	34
AMBRIDGE						EAST KNOX					
1966	1	1	0	32	16	1990	1	0	0	21	6
AMSTERDAM						EAST LIBERTY					
1946	1	0	0	27	0	1915	1	0	0	27	7
ATHENS						EAST LIVERPOOL					
1982	1	0	0	32	12	1914	22	7	1	66	34
BARBERTON						✓ EDISON					
1942	0	1	0	7	25	1993	11	6	7	47	36
BARNESVILLE						EDISON SOUTH					
1911	3	0	0	104	14	1989	2	2	0	34	22
BEAVER LOCAL						ELLIOTT					
1995	4	2	0	55	56	1908	0	0	2	0	0
BENWOOD UNION						ERIE ACADEMY					
1923	15	3	2	46	19	1981	0	1	0	11	12
BETHANY FRESHMEN						FOLLANSBEE					
1924	1	0	0	24	7	1926	1	0	0	59	6
BRENTWOOD (PA)						FORD CITY					
2004	2	0	0	35	28	1953	1	0	0	21	20
BRIDGEPORT						GALLIPOLIS					
1908	23	2	2	62	14	1920	1	0	0	27	0
BROOKE						GARFIELD HEIGHTS					
1969	9	8	1	42	55	1951	2	0	0	59	12
✓ BUCKEYE LOCAL						GERMANTOWN VALLEY VIEW					
1991	4	5	0	45	61	1996	0	2	0	19	37
BURGETTSTOWN						HARRISON CENTRAL					
1920	3	0	1	39	0	2006	5	3	0	50	44
CADIZ						INDIAN CREEK					
1983	0	1	0	0	6	1999	5	5	0	49	42
CAMBRIDGE						INDIAN VALLEY					
1912	31	11	1	49	35	1996	2	0	0	46	15
CAMERON						IRONTON					
1919	3	0	0	38	12	1951	6	3	1	41	38
CANTON						JEFFERSON UNION					
1919	0	1	0	6	7	1970	2	0	0	28	0
CATHEDRAL						✓ JOHN MARSHALL					
1908	3	1	0	26	6	1968	25	8	0	48	47
CHILLICOTHE ZANE TRACE						LIMA CENTRAL					
2005	1	0	0	42	24	1942	1	0	0	31	14
CINCINNATI HARMONY						LINSLEY					
2001	1	0	0	34	14	1917	27	12	1	46	47
CLEVELAND COLLINGWOOD						LISBON					
1938	1	0	0	19	0	1921	2	0	0	27	0
CLEVELAND HEIGHTS						LUCASVILLE VALLEY					
1997	1	0	0	54	0	1996	1	0	0	48	20
CLEVELAND JOHN ADAMS						MAGNOLIA					
1988	1	0	0	42	6	1964	4	1	1	64	14
CLEVELAND VASJ						MARIETTA					
2003	0	1	0	14	21	1912	20	17	3	44	36
COLUMBUS BISHOP HARTLEY						✓ MARTINS FERRY					
1991	3	1	0	40	21	1907	53	48	49	7	58

COMPOSITE RECORDS

FIRST MET	WON	LOST	TIE	MOST POINTS SCORED	MOST POINTS GIVE UP	FIRST MET	WON	LOST	TIE	MOST POINTS SCORED	MOST POINTS GIVE UP
MEADOWBROOK						TORONTO					
1987	4	0	0	35	22	1929	2	1	0	32	29
MENTOR						TRIADELPHIA					
1969	0	1	0	12	54	1917	15	3	1	66	25
MINGO						TUSKY VALLEY					
1931	3	0	0	47	7	1995	1	0	0	22	6
MONACA						TYLER CONSOLIDATED					
1926	1	0	0	39	0	1993	4	0	0	56	28
MOUNDSVILLE						UNION LOCAL					
1908	27	13	2	75	33	1962	12	5	6	53	46
NELSONVILLE-YORK						URICHSVILLE					
1997	1	0	0	39	6	1915	3	0	0	44	7
NEWARK						UTICA					
1968	0	0	1	8	8	2000	0	1	0	28	35
NEWARK CATHOLIC						VERSAILLES					
1993	1	2	0	29	29	1995	0	1	0	44	50
NEWARK LICKING VALLEY						WASHINGTON					
1996	1	0	0	12	7	1921	1	4	0	26	28
NEWBURY						WASHINGTON (DC) THEODORE ROOSEVELT					
1992	1	0	0	33	6	2004	2	0	0	39	13
NEW LEXINGTON						WEIRTON					
2006	1	0	0	45	7	1930	5	12	0	42	33
NEW PHILADELPHIA						WELLSBURG					
1911	16	22	2	53	44	1908	2	2	0	58	24
NILES McKINLEY						WELLSTON					
1941	1	0	0	13	7	2004	1	0	0	40	6
NORTH CANTON HOOVER						WELLSVILLE					
1975	0	1	0	0	15	1917	5	1	2	41	9
ORRVILLE						WESTFALL					
1995	1	0	0	48	34	2003	2	0	0	37	26
PAINESVILLE						WEST HOLMES					
1938	1	0	0	14	0	1989	3	1	0	34	35
PIKETON						WHEELING					
1997	1	0	0	34	22	1908	39	22	9	70	40
RIVER						WHEELING CENTRAL					
1986	6	2	0	48	21	1953	14	5	2	35	56
SALEM						WHEELING PARK					
1951	1	1	0	44	19	1976	10	15	0	39	38
SANDUSKY						WINTERSVILLE					
1955	0	1	0	13	22	1967	5	10	1	28	57
SHADYSIDE						WOODSFIELD					
1909	24	24	3	54	46	1909	4	1	0	39	22
SHINSTON						YORKVILLE					
1924	1	0	0	27	0	1943	1	0	0	44	0
SIR WINFRID LAURIER (Canada)						YOUNGSTOWN CARDINAL MOONEY					
1999	2	0	0	56	20	1995	2	2	0	27	49
SISTERSVILLE						YOUNGSTOWN CHANEY					
1921	1	0	0	34	0	1939	1	0	0	30	0
ST. CLAIRSVILLE						YOUNGSTOWN EAST					
1927	35	14	15	72	58	1938	1	0	1	7	7
ST. JOHN						YOUNGSTOWN NORTH					
1956	16	6	2	52	26	1951	2	2	0	20	35
STEBENVILLE						YOUNGSTOWN RAYEN					
1910	8	14	0	49	59	1974	2	0	0	14	8
STEBENVILLE CATHOLIC CENTRAL						YOUNGSTOWN URSULINE					
1944	20	21	16	63	55	1993	0	1	0	6	7
ST. MARYS						ZANESVILLE					
1992	1	0	0	44	0	1914	6	0	0	66	6
THORNVILLE SHERIDAN											
2008	0	2	0	14	49						
TIFFEN JR.											
1936	1	0	0	19	0						
TILTONSVILLE											
1930	11	1	0	40	6						

UPDATED: 07.09.14

RIDGEWOOD
6-34

BEST DEFENSIVE TEAMS (Based on points given up)

Year	Games	Points	Year	Games	Points
1933	10	12	1943	9	119
1921	10	13	1912	9	120
1919	9	21	1980	10	122
1913	7	21	1992	10	123
1929	10	26	1986	10	130
1932	10	26	1987	10	131
1930	10	26	1922	10	134
1927	9	27	1982	10	137
1970	10	30	1947	11	140
1928	10	30	1957	9	140
1924	10	31	1994	10	142
1936	10	32	2005	14	143
1926	10	32	1996	14	143
1914	10	32	1956	10	147
1938	10	34	1997	13	149
1918	5	34	1990	10	155
1925	10	38	1952	10	157
1937	10	39	1951	10	162
1916	9	39	1971	10	165
1920	9	40	1999	10	166
1909	5	44	1998	10	169
1946	11	46	1968	10	178
1939	10	47	1985	10	183
1910	7	49	1984	10	183
1964	10	50	1978	10	186
1975	10	54	2000	11	188
1965	10	54	1991	10	189
1931	10	55	1948	9	189
1966	10	58	1961	10	203
1940	9	58	2002	10	204
1923	10	62	1969	10	204
1941	9	63	2003	14	211
1950	9	64	1942	10	218
1911	8	65	1989	10	219
1958	10	65	2004	12	234
1945	10	65	1967	10	234
1908	7	69	1995	14	241
1949	9	70	2006	14	245
1935	10	70	2008	10	259
1954	10	71	2013	11	265
1973	10	72	2011	10	294
1934	10	72	2010	10	316
1917	9	74	2001	10	309
1988	10	86	2012	11	324
1953	10	87	2007	10	325
1944	10	88	2009	10	375
1974	10	89			
1972	10	89			
1977	10	91			
1955	10	92			
1963	10	93			
1915	8	99			
1979	10	105			
1960	10	105			
1962	11	107			
1981	10	107			
1983	10	112			
1976	10	114			
1959	10	114			
1993	11	119			

UPDATED: 07.09.14

218

YEAR-BY-YEAR TOTALS

Year	Points Scored	Points Allowed	W-L%	Year	Points Scored	Points Allowed	W-L%
1908	15	69	29%	1968	177	178	50%
1909	28	44	40%	1969	149	204	30%
1910	26	49	43%	1970	235	30	80%
1911	46	65	38%	1971	184	165	50%
1912	93	120	33%	1972	212	89	70%
1913	109	21	57%	1973	193	72	70%
1914	326	32	90%	1974	129	89	70%
1915	120	99	50%	1975	198	54	90%
1916	266	39	78%	1976	140	114	50%
1917	52	74	33%	1977	110	91	50%
1918	72	34	80%	1978	106	186	30%
1919	150	21	56%	1979	76	105	30%
1920	183	40	89%	1980	157	122	80%
1921	247	13	80%	1981	180	107	80%
1922	96	134	40%	1982	155	137	60%
1923	133	62	70%	1983	163	112	40%
1924	215	31	90%	1984	168	183	60%
1925	245	38	90%	1985	153	183	50%
1926	208	32	90%	1986	176	130	50%
1927	101	27	78%	1987	215	131	80%
1928	218	30	90%	1988	292	86	90%
1929	206	26	70%	1989	118	219	10%
1930	158	26	70%	1990	129	155	40%
1931	83	55	70%	1991	160	189	50%
1932	182	26	80%	1992	278	123	90%
1933	157	12	80%	1993	237	119	73%
1934	70	72	30%	1994	312	142	90%
1935	114	70	60%	1995	521	241	93%
1936	248	32	90%	1996	370	143	93%
1937	203	39	80%	1997	555	149	92%
1938	180	34	90%	1998	265	169	70%
1939	164	47	70%	1999	281	166	70%
1940	274	58	89%	2000	306	188	73%
1941	136	63	78%	2001	153	309	30%
1942	82	218	20%	2002	176	204	40%
1943	95	119	22%	2003	374	211	79%
1944	60	88	40%	2004	321	234	67%
1945	156	65	60%	2005	519	143	93%
1946	151	46	82%	2006	495	245	93%
1947	45	140	18%	2007	116	325	0%
1948	114	189	33%	2008	204	259	40%
1949	171	70	44%	2009	187	375	10%
1950	198	64	89%	2010	247	316	60%
1951	177	162	30%	2011	273	294	50%
1952	286	157	60%	2012	332	324	73%
1953	178	87	70%	2013	325	265	64%
1954	303	71	90%				
1955	177	92	70%				
1956	124	147	40%				
1957	166	140	67%				
1958	162	65	70%				
1959	176	114	50%				
1960	93	105	30%				
1961	124	203	30%				
1962	205	107	64%				
1963	169	93	60%				
1964	185	50	90%				
1965	192	54	70%				
1966	457	58	90%				
1967	93	234	20%				

UPDATED: 07.09.14

2014 186 218 30%

WINNING %

Year	Games	W/L%	Year	Games	W/L%
2006	14	93%	1952	10	60%
2005	14	93%	1945	10	60%
1996	14	93%	1935	10	60%
1995	14	93%	1913	7	57%
1997	13	92%	1919	9	56%
1994	10	90%	2011	10	50%
1992	10	90%	1991	10	50%
1988	10	90%	1986	10	50%
1975	10	90%	1985	10	50%
1966	10	90%	1977	10	50%
1964	10	90%	1976	10	50%
1954	10	90%	1971	10	50%
1938	10	90%	1968	10	50%
1936	10	90%	1959	10	50%
1928	10	90%	1915	8	50%
1926	10	90%	1949	9	44%
1925	10	90%	1910	7	43%
1924	10	90%	2008	10	40%
1914	10	90%	2002	10	40%
1950	9	89%	1990	10	40%
1940	9	89%	1983	10	40%
1920	9	89%	1956	10	40%
1946	11	82%	1944	10	40%
1987	10	80%	1922	10	40%
1981	10	80%	1909	5	40%
1980	10	80%	1911	8	38%
1970	10	80%	1948	9	33%
1937	10	80%	1917	9	33%
1933	10	80%	1912	9	33%
1932	10	80%	2001	10	30%
1921	10	80%	1979	10	30%
1918	5	80%	1978	10	30%
2003	14	79%	1969	10	30%
1941	9	78%	1961	10	30%
1927	9	78%	1960	10	30%
1916	9	78%	1951	10	30%
2012	11	73%	1934	10	30%
2000	11	73%	1908	7	29%
1993	11	73%	1943	9	22%
1999	10	70%	1967	10	20%
1998	10	70%	1942	10	20%
1974	10	70%	1947	11	18%
1973	10	70%	2009	10	10%
1972	10	70%	1989	10	10%
1965	10	70%	2008	10	0%
1958	10	70%			
1955	10	70%			
1953	10	70%			
1939	10	70%			
1931	10	70%			
1930	10	70%			
1929	10	70%			
1923	10	70%			
2004	12	67%			
1957	9	67%			
2013	11	64%			
1962	11	64%			
2010	19	60%			
1984	10	60%			
1982	10	60%			
1963	10	60%			

UPDATED: 07.09.14

10
30%

COACHES AND RECORDS

Coach	Year	Record	Win. %	Coach	Year	Record	Win. %
No Coach	1908	2-3-2		Dixon, James	1943	2-5-2	
	1909	<u>2-3-0</u> 4-6-2	33%		1946	9-1-1	
					1947	<u>2-8-1</u> 13-14-4	42%
Battelle, Gordon	1910	3-4-0	43%	Foti, Jim	1944	4-6-0	
Loomis, W.W.	1911	3-4-1			1945	<u>6-3-1</u> 10-9-1	50%
	1912	<u>3-5-1</u> 6-9-2	35%	Layne, Cyril	1948	3-6-0	33%
Estabrook, J.R.	1913	4-1-2		Bonar, Reyman "Bud"	1949	4-4-1	
	1914	9-0-1			1950	8-0-1	
	1915	<u>4-4-0</u> 17-5-3	68%		1951	3-6-1	
Mount, James B.	1916	7-2-0			1952	6-3-1	
	1917	<u>3-5-1</u> 10-7-1	56%		1953	7-3-0	
Rogers, S.G	1918	4-1-0	80%		1954	9-0-1	
Layman, Gosnell	1919	5-2-2	56%		1955	7-3-0	
Galberach, Bill	1920	8-1-0			1956	4-5-1	
	1921	8-0-2			1957	6-3-0	
	1922	4-4-2			1958	<u>7-2-1</u> 61-29-7	63%
	1923	<u>7-2-1</u> 27-7-5	69%	Ault, Don	1959	5-5-0	
Sears, Alfred	1924	9-1-0			1960	3-6-1	
	1925	9-0-1			1961	3-7-0	
	1926	<u>9-0-1</u> 27-1-2	90%		1962	7-2-2	
Wright, Charles	1927	7-2-0			1963	6-3-1	
	1928	9-1-0			1964	9-1-0	
	1929	<u>7-3-0</u> 23-6-0	79%		1965	7-1-2	
Rutan, Bartley "Bart"	1930	7-1-2			1966	<u>9-1-0</u> 49-26-6	60%
	1931	7-3-0		Sharkey, Rudy	1967	2-8-0	
	1932	8-1-1			1968	5-4-1	
	1933	<u>8-1-1</u> 30-6-4	75%		1969	<u>3-6-1</u> 10-18-2	33%
Varner, Martin	1934	3-5-2		Olsavsky, William "Jake"	1970	8-1-1	
	1935	<u>6-4-0</u> 9-9-2	45%		1971	5-5-0	
Glenn, Albert "Sleepy"	1936	9-1-0			1972	7-3-0	
	1937	<u>8-2-0</u> 17-3-0	85%		1973	7-2-1	
Niemiec, John "Butch"	1938	9-1-0			1974	7-2-1	
	1939	7-2-1			1975	9-1-0	
	1940	8-1-0			1976	5-5-0	
	1941	7-2-0			1977	5-4-1	
	1942	<u>2-7-1</u> 33-13-2	69%		1978	3-6-1	
					1979	<u>3-6-1</u> 59-35-6	59%
				Sherwood, Mike	1980	8-1-1	
					1981	8-2-0	
					1982	6-4-0	
					1983	<u>4-5-1</u> 26-12-2	65%

UPDATED: 07.09.14

COACHES AND RECORDS

Coach	Year	Record	Win. %	OVERALL WON/LOSS RECORD: 658-345-53
Magistro, John	1984	6-4-0		661-352-53 TOTAL GAMES PLAYED: 1056 1066 OVERALL WINNING PERCENTAGE: 62%
	1985	5-5-0		
	1986	5-5-0		
	1987	8-2-0		
	1988	9-1-0		
	1989	1-9-0		
	1990	4-6-0		
	1991	5-5-0		
	1992	9-1-0		
	1993	8-3-0		
	1994	9-1-0		
	1995	13-1-0		
	1996	13-1-0		
	1997	12-1-0		
	1998	7-3-0		
	1999	7-3-0		
	2000	8-3-0		
	2001	3-7-0		
	2002	4-6-0		
	2003	11-3-0		
2004	8-4-0			
2005	13-1-0			
2006	<u>13-1-0</u>			
	181-76-0	70%		
Bonar, Gregg	2007	0-10-0		
	2008	<u>4-6-0</u>		
		4-16-0	20%	
Davis, Jose	2009	1-9-0		
	2010	6-4-0		
	2011	5-5-0		
	2012	<u>8-3-0</u>		
	2013	<u>7-4-0</u>		
	27-25-0	52%		

UPDATED: 07.09.14

STEVE ANDRES 2014 3-7-0
30%

COACHES' WINNING %

Coach	Winning %	Record	Years Coached
Sears, Alfred	90%	27-1-2	1924-26
Glenn, Albert	85%	17-3-0	1936-37
Rogers, S.G.	80%	4-1-0	1918
Wright, Charles	79%	23-6-0	1927-29
Rutan, Bartley	75%	30-6-4	1930-33
Magistro, John	70%	181-76-0	1984-06
Niemiec, John	69%	33-13-2	1938-42
Galberach, Bill	69%	27-7-5	1920-23
Estabrook, J.R.	68%	17-5-3	1913-15
Sherwood, Mike	65%	26-12-2	1980-83
Bonar, Reyman	63%	61-29-7	1949-58
Ault, Don	60%	49-26-6	1959-66
Olsavsky, William	59%	59-35-6	1970-79
Mount, James B.	56%	10-7-1	1916-17
Layman, Gosnell	56%	5-2-2	1919
Davis, Jose	52%	27-25-0	2009-2013
Foti, Jim	50%	10-9-1	1944-45
Varner, Martin	45%	9-9-2	1934-35
Battelle, Gordon	43%	3-4-0	1910
Dixon, James	42%	13-14-4	1943, 1946-47
Loomis, W.W.	35%	6-9-2	1911-12
Sharkey, Rudy	33%	10-18-2	1967-69
Lane, Cyril	33%	3-6-0	1948
No Coach	33%	4-6-2	1908-09

Bonar, Gregg	20%	4-16-0	2007-08
--------------	-----	--------	---------

ANDRES, STEVE 30%

TOTAL	62%	661-352-53	14
		658-345-53	1908-2013

3-7-0

1056 Games

1066

UPDATED: 07.09.14

2014

SEASON TOP TEN PERFORMERS


LEADING AVERAGE KICKOFF

1. Gary Homer '71 - 55.9 OK
2. Bryan Ramsay '86 - 55.8
3. Bryan Ramsay '85 - 54.3
4. Mark Mason '94 - 53.7
5. Mike Materkoski '82 - 53.5
5. Paul Marchese '73 - 53.5
7. JoJo Campbell '78 - 53.4
8. Nick Perko '05 - 52.9
9. Bryan Ramsay '84 - 52.7
10. JoJo Campbell '77 - 52.6

LEADING AVERAGE PUNTERS

1. Tyler Rose '08 - 37.7 OK
2. Glenn Dawson '83 - 36.5
3. Nick Perko '06 - 36.3
4. Nick Perko '05 - 36.2
5. Ben Taylor '96 - 36.1
6. Dan Mlynek '73 - 35.7
7. John LaRoche '87 - 35.6
8. Hunter Westlake '11 - 35.4
9. Bob Monohan '81 - 35.3
10. Bob DeLelles '82 - 35.2
10. Lance Mehl '75 - 35.2

UPDATED 07.09.14



CAREER BESTS

OK

TACKLES (200 tackles minimum)

Rich Mamie	515 tackles
1993, 1994, 1995	
Jordan Traylinek	396 tackles
2004, 2005, 2006	
Ben Taylor	378 tackles
1994, 1995, 1996	
Scott Antonik	293 tackles
2002, 2003, 2004	
Mark Doyle	291 tackles
1983, 1984, 1985	
Bob Kreiter	257 tackles
1968, 1969, 1970	
Frederick Kimbro	254 tackles
2003, 2004, 2005	
Nathan Taylor	243 tackles
1996, 1997, 1998	
Roger Peters	237 tackles
1997, 1998, 1999	
Bob Roth	237 tackles
1993, 1994, 1995	
Lance Mehl	235 tackles
1973, 1974, 1975	
Ross Johnson	232 tackles
2004, 2005, 2006	
Chuck Mehl	232 tackles
1977, 1978, 1979	
Bryan Mancini	221 tackles
2001, 2002, 2003	
Brent Smith	217 tackles
1990, 1991, 1992	
Jeremy Lemley	209 tackles
1994, 1995, 1996	
Josh Tolliver	213 tackles
2008, 2009, 2010	
Dan Mlynec	209 tackles
1971, 1972, 1973	
Rich Materkoski	204 tackles
1975, 1976, 1977	

SCORING (125 points minimum)

Rich Mamie	282 points
1993, 1994, 1995	
Jayson Keyser	226 points
2004, 2005, 2006	
Trey Masciarelli	222 points
2004, 2005, 2006	
Clint Lekanudos	218 points
1995, 1996, 1997	
Jim Nemeec	204 points
1951, 1952, 1953, 1954	
Joey Galloway	200 points
1987, 1988, 1989	
Mike Materkoski	181 points
1980 1981, 1982	
Nate Davis	174 points
2002, 2003, 2004, 2005	
Jeff Dye	172 points
1974, 1975, 1976	
Scott Pitts	161 points
1992, 1993, 1994	
Ron Lee	144 points
1968, 1969, 1970	
Justin Homer	143 points
1996, 1997, 1998, 1999	
Ken Roth	138 points
1996, 1997, 1998	
Mike Fisher	132 points
2002, 2003, 2004	
Scott Coyne	128 points
1991, 1992, 1993	
Mike Sechrest	126 points
1989, 1990, 1991	

UPDATED: 07.09.14

ABSTIN McCAVILLE
211
2012, 13, 14

CAREER BESTS

PASSING ^{OK} (1000 yards minimum)

Spencer Badia 2011, 2012, 2013	7612 yards
Nate Davis 2002, 2003, 2004, 2005	7348 yards
Jose' Davis 1993, 1994, 1995	6769 yards
Ty Masciarelli 1995, 1996, 1997	5603 yards
Scott Woods 1986, 1987, 1988	4252 yards
Nick Rocchio 2004, 2005, 2006	3838 yards
Ryan Feller 2007, 2008, 2009	3799 yards
Matt Materkoski 1998, 1999, 2000	3659 yards
Chad Magistro 1989, 1990, 1991	2862 yards
Anthony Rocchio 2008, 2010	2318 yards
Chris Lednik 1996, 1997, 1998	2308 yards
Ed Price 1969, 1970, 1971	2178 yards
Mike Call 1990, 1991, 1992	2115 yards
Dom Liberati 2001, 2002	1443 yards
Mike Sherwood 1964, 1965, 1966	1400 yards
Scot Maffe 1982, 1983, 1984	1318 yards
Mike Balsei 1981, 1982, 1983	1109 yards

RECEIVING ^{OK} (800 yards minimum)

Joey Galloway 1987, 1988, 1989	2334 yards
Trey Masciarelli 2004, 2005, 2006	2207 yards
Nick Patrone 2010, 2011, 2012, 2013	2061 yards
Scott Coyne 1991, 1992, 1993	1764 yards
Ben Taylor 1994, 1995, 1996	1679 yards
Richie Materkoski 1995, 1996, 1997	1610 yards
Ty Tobiczyk 2006, 2007, 2008	1406 yards
Dusty Kinder 1993, 1994, 1995	1318 yards
Devin Ward 2008, 2009, 2010	1309 yards
Manny Ray 2010, 2011	1199 yards
Drew Spencer 1997, 1998, 1999	1009 yards
Maurice Jeffreys 2001, 2002, 2003	948 yards
Ryan Padgett 2001, 2002, 2003	924 yards
Levi Crozier 2007, 2008, 2009	885 yards

RECEIVING (Continued)

Todd Kinder 1982, 1983, 1984	878 yards
Frankie Hibbitts 1997, 1998, 1999	857 yards
Mike Fisher 2002, 2003, 2004	855 yards
Clint Lekanudos 1995, 1996, 1997	816 yards
Greg Jones 1970, 1971, 1972	813 yards

RUSHING (1000 yards minimum)

Scott Pitts 1992, 1993, 1994	2092 yards
Jeff Dye 1974, 1975, 1976	2040 yards
Phil Green 1985, 1986, 1987	1793 yards
Mike Honeycutt 1986, 1987, 1988	1763 yards
Mike Materkoski 1980, 1981, 1982	1759 yards
Clint Lekanudos 1995, 1996, 1997	1752 yards
Rich Mamie 1993, 1994, 1995	1676 yards
Ken Roth 1996, 1997, 1998	1503 yards
Brock Redman 2001, 2002, 2003	1411 yards
Mike Fisher 2002, 2003, 2004	1350 yards
Jayson Keyser 2004, 2005	1329 yards
John Calhoun 1990, 1991, 1992	1295 yards
Ron Lee 1968, 1969, 1970	1242 yards
Jim Nemec 1954	1200 yards
Paul Xenakis 1963	1058 yards
Courtney Redman 1998, 1999, 2000	1037 yards
Dirk Fitch 1976, 1977, 1978	1015 yards
Bob Roth 1993, 1994, 1995	1024 yards

UPDATED: 07.09.14

BRANDON LAUGHMAN
2013, 2014
1668

OHIO ALL-TIME VICTORY LIST (500 or more wins)

	SCHOOL	RECORD	TOTAL	%	
1.	Massillon Washington Tigers	780-231-35	1046	74.6	
2.	Canton McKinley Bulldogs	754-313-42	1109	68.0	
3.	Steubenville Big Red	690-296-34	1020	67.6	
4.	Fostoria Senior Redman	659-388-48	1095	60.2	
5.	Warren G. Harding Raiders	648-399-51	1098	59.0	
6.	Sandusky Blue Streaks	633-342-42	1017	62.2	
7.	BELLAIRE BIG REDS	631-320-53	1004	62.8	
8.	Martins Ferry Purple Riders	623-335-35	993	62.7	
9.	Hamilton Big Blue	616-466-25	1107	55.6	
10.	Troy Trojans	605-362-44	1011	59.8	
11.	Shelby Whippets	604-346-42	992	60.9	
12.	Ironton Tigers	602-293-41	936	64.3	
13.	Dover Tornadoes	601-328-44	973	61.8	
14.	Cleveland St. Ignatius Wildcats	597-290-38	925	64.5	
15.	Cincinnati Wyoming Cowboys	596-176-48	820	72.7	
16.	Middletown Middies	595-292-38	925	64.3	
17.	Fremont Ross Little Giants	593-384-48	1025	57.9	
18.	University School Preppers	585-340-32	957	61.1	
19.	New Philadelphia Quakers	585-393-51	1029	56.9	
20.	Versailles Tigers	576-252-27	855	67.4	
21.	Piqua Indians	575-356-43	974	59.0	22.
	Upper Arlington Golden Bears	574-201-23	798	71.9	
23.	Napoleon Wildcats	564-300-32	896	62.9	
24.	St. Marys Memorial Rough Riders	557-404-44	1005	55.4	
25.	Danville Blue Devils	554-439-47	1040	53.3	
26.	Mogadore Wildcats	552-254-20	826	66.8	
27.	Zanesville Blue Devils	552-359-34	945	58.4	
28.	Findlay Trojans	551-422-35	1008	54.7	
29.	Orrville Red Riders	550-338-41	929	59.2	
30.	Arlington Red Devils	546-228-34	808	67.6	
31.	Louisville Leopards	545-256-36	837	65.1	
32.	Lancaster Golden Gales	542-371-40	953	56.9	
33.	Lakewood Rangers	542-402-50	994	54.5	
34.	Elyria Pioneers	540-415-44	999	54.1	
35.	Jackson Ironmen	539-379-48	966	55.8	
36.	Portsmouth Trojans	532-390-39	961	55.4	
37.	Bellevue Redman	531-391-45	967	54.9	
38.	East Cleveland Shaw Cardinals	531-391-64	986	53.9	
39.	North Canton Hoover Vikings	528-279-26	833	63.4	
40.	Cincinnati Elder Panthers	525-269-30	824	64.6	
41.	Wooster Generals	519-442-49	1010	51.4	
42.	Akron Garfield Golden Rams	510-265-37	812	62.8	

NEEDS UPDATED FOR 2008 SEASON

BELLAIRE IS OK

Bellaire Big Reds ~ 2014

No.	Name	Grade	Position	Height	Weight
2	Tyler Ramsay	12	QB-DB	6'4"	200
3	Tyler West	12	R-DB	5'9"	150
4	Thor Duffy	09	RB-LB	5'8"	140
5	Dylan Marling	11	R-DB	5'5"	135
6	Brandon Laughman	12	RB-LB	5'8"	175
8	Hunter Westlake	12	RB-LB	6'1"	195
9	Austin McConville	12	R-LB	6'0"	170
10	Tyson Camsky	10	QB-DB	5'10"	155
11	Mason Ramsay	09	QB-R-DB	5'9"	150
12	Alex Hibbitts	11	OLM-DLM	5'7"	190
14	D'Eondre Burney	10	R-DB	5'9"	130
15	Justyn Keyser	10	R-DB	6'0"	160
16	Gabe Rejonis	09	QB-DB	5'4"	135
18	Brett Berberich	09	R-DB	5'1"	80
22	Bralen Snell	12	RB-LB	5'6"	180
23	Tyler Soos	09	R-DB	5'3"	105
24	Chace Braden	12	OLM-LB	5'10"	170
25	R'Shawn Ty Allen	09	RB-LB	5'10"	195
26	J.J. Longwell	12	OLM-DLM	6'0"	185
27	Derek Schybal	10	R-DB	5'11"	130
28	Jordan Mehlman	10	R-DB	6'0"	155
32	Anthony Piper	11	RB-DB	5'10"	160
44	David McConn	10	OLM-DLM	6'1"	190
45	Grant Gheen	09	OLM-DLM	5'9"	125
51	Dom Vinka	12	OLM-LB	5'8"	175
52	Josh Sabinski	10	OLM-LB	5'8"	190
53	Josh Materkoski	12	OLM-DLM	6'0"	240
57	Matt Montgomery	11	OLM-DLM	5'9"	220
58	Cody LaRoche	12	OLM-DLM	6'1"	260
61	Gabriel Monge	09	OLM-DLM	5'11"	160
62	Jacob Smith	10	OLM-DLM	6'0"	200
64	Michael Kovalyk	12	OLM-DLM	5'10"	200
66	Jacob Bellville	09	OLM-DLM	5'6"	195
67	Steven Krupa	11	OLM-DLM	5'10"	205
71	Todd Morris	10	OLM-DLM	6'3"	280
72	Brennon Conroy	10	OLM-DLM	5'11"	220
75	Scott Mehlman	09	OLM-DLM	5'5"	200
77	Woody Maupin	09	OLM-DLM	5'9"	195
88	Logan St. John	10	R-DLM	6'5"	195

Head Coach – Steve Andres

FORMER BIG REDS' FOOTBALL PLAYERS

A

Accrocco, Bill 51
 Accrocco, Eugene 39,40,41
 Accrocco, Joe 36,37,38
 Accrocco, Pat 61,62
 Accrocco, Russell 31,32,33,34
 Adams, Brian 89,90,91
 Adams, Dale 74, 75, 76
 Adams, Dave 46,47,48,49
 Adams, Dave 70, 71
 Adams, Doug 78, 79
 Adams, Jack 83, 84, 85
 Adams, Matt 93, 94, 95
 Adams, Wilbur 45, 47
 Albright, Larry 44, 45, 46
 Aldridge, Frank 09,10
 Allietta, Jim 68, 69, 70
 Allen, Craig 65, 66, 67
 Allen, Grant 94, 95, 96
 Alexander, James 39,40,41
 Althar, Earl 25,26,27
 Althar, Robert 28,29,30,31
 Alvy, Bob 42
 Ammirante, Jerry 94, 95
 Anastasia, Austin 12, 13
 Anastasia, Cameo 64, 65, 66
 Anderson, Cody 07,08
 Anderson, Damon 78, 79, 80
 Anderson, Fred 56
 Anderson, Jim 89
 Anderson, Robert 13,14
 Andrews, Douglas 65, 66, 67
 Andros, Rudolph 28
 Angelos, Mike 60, 61
 Angelos, Tony 59
 Ansari, Bud 87
 Ansinelli, Arthur 32,33
 Ansinelli, Michael 25
 Antonik, Mike 73, 74
 Antonik, Scott 78, 79, 80
 Antonik, Scott 02,03,04
 Antonik, Shane 06
 Antonik, Steve 74
 Apicella, Lawrence 39,40
 Appolloni, Derek 88, 89
 Appolloni, Jack 62
 Archer, Robert 32
 Arno, Bob 88, 89
 Arno, Tony 95, 96, 97
 Arnold, David 04
 Asher, Donald 43
 Ashworth, Nick 93
 Ault, Derek 95
 Ault, Don 44, 45, 46
 Ault, Joe 50, 51, 52
 Ault, Tom 51, 52, 53, 54
 Austin, Jim 48, 49, 50
 Ayers, Norman 89, 90, 91

B

Back, Wyatt 10, 11, 12, 13
 Badia, Dominick 42
 Badia, Spencer 10, 11, 12, 13
 Bailey, Randy 78, 79, 80
 Bailey, Kevin 91, 92, 93
 Baldwin, Jared 03,04
 Baldwin, Josh 99,00,01
 Baldwin, Pete 78
 Baldwin, Randy 71
 Baldwin, Tim 73
 Balestra, Sam 80, 81, 82
 Ball 47
 Ball, Andy 67, 68, 69
 Ball, Bob 66, 67, 68
 Ball, Pat 69, 70, 71
 Ball, William 64, 65, 66
 Balsei, Jason 92
 Balsei, Mike 81, 82, 83
 Banig, Bill 68, 69, 70
 Banig, Mike 94, 95, 96
 Banig, Rick 62, 63, 64
 Banker, Alan 49
 Banker, Andrew 08,09,10
 Baratie, Erik 93, 94, 95
 Bardwil, Mark 73
 Bardwil, Randy 72
 Barker, Tyler 10
 Barnes, Dusty 99,00,01
 Barnes, Kyle 05,06
 Barnes, Tyler 07,08,09
 Barock, Rudy 39,40
 Barrett, Emmett 09,10,11,12
 Bartolomucci, Herman 29,31
 Basrak, Michael 29,30,31
 Basrak, Roger 27,28,29
 Bates, Derek 00,01
 Bates, Todd 98, 99, 00
 Battistone, Londi 33,35
 Bauknecht 42
 Beall, Blaine 80
 Beck, Carl 37,38
 Beck, Ernest 15
 Beddell, Harold 60
 Belanus, Jim 93, 94, 95
 Bell, Emerson 21
 Bell, Jerry 51, 52, 53, 54
 Bell, Joe 92, 93, 94

Bell, Richard 46, 47, 48
 Bell, Brandon 08,09
 Bella 46
 Belleville, Jay 93
 Belleville, Jim 86, 87, 88
 Belleville, Zach 12
 Belt 42
 Belt, Jim 44, 45
 Beltrondo, Larry 67
 Benda, Bill 80
 Benek, Andy 41
 Benes, Bill 51
 Bennett, Bobby 07,08,09
 Bennett, Carl 17,18
 Bennington, J. 45
 Berberich, Adolph 49
 Berberich, Keith 79, 80
 Bernardi 43, 44
 Beuter, Alfred 21
 Beuter, Raymond 10
 Beveridge, Craig 74, 75, 76
 Biela, Michael 03,04,05
 Biggins, Bob 67, 68
 Biggins, Jim 51, 52, 53
 Biggs, Clarence 75, 76
 Biggs, Gordon 64, 65, 66
 Bilello, Paul 30,31
 Black, Butch 62
 Black, Larry 64
 Blacker, Cody 07,09
 Blacker, Craig 70, 71, 72
 Blacker, Kevin 72, 73, 74
 Blackmon, Trevonte' 09
 Blake, Orville 82
 Blanchard, Keith 83, 84, 85
 Blanchard, Larry 66, 67, 68
 Blazek, Cory 96, 97, 98
 Blazek, Darrin 88, 89
 Blazek, Ernie 79, 80, 81
 Blon, J. 40
 Blon, Justin 07,08,09
 Blum, Melville 09,10
 Blumling, Jeff 82, 83
 Blumling, Scott 83, 84, 85
 Bobka, Andrew 03,04,05
 Bobka, Trevor 07,08,09
 Bohus, David 91, 92, 93
 Boles, Jerry 47,43
 Bommer, Charles 26,27,28
 Bommer, P.J. 93, 94, 95
 Bonar, Bill 44, 45, 46
 Bonar, James 23
 Bonar, Joe 56, 57, 58
 Boner, Raymond 24,25,26,27
 Bonfini, Tom 67
 Boone, Logan 93, 94
 Booth, Bill 32
 Booth, Craig 88, 90
 Booth, Jared 03,04,05
 Bossold, David 03,04,05
 Bossard, George 62
 Bossard, Tom 63, 64
 Bostancic, Jim 48, 49
 Bostancic, Bill 49,50,51,52
 Bostancic, Bob 51,52,53,54
 Boston, Bill 70, 71, 72
 Boston, Bryan 90, 91, 92
 Boston, Clay 00,01,02
 Bowers Charles 24,25
 Boyd 40
 Boyer, Herbert 09,10
 Braden, Chace 11,12,13
 Bradshaw, Derek 11
 Brandon, Chad 03,04,05
 Braun, Chester 36,37
 Brehm, David 93, 94, 95
 Bresiger, R. 44, 45
 Bresiger, Andy 99
 Bresiger, Tony 69, 70
 Breyer, Brian 82
 Britski, Henry 34
 Britski, Stiny 28,29
 Brinker, Chuck 71, 72, 73
 Brinker, Don 48, 49, 50
 Brinker, Nathan 96, 97, 98
 Brinker, Randy 73, 74
 Brinker, Terry 70, 71, 72
 Brooks, Nathan 93
 Brooks, Ryan 94, 95, 96
 Brown, Charles 59, 60
 Brown, Clarence 44, 45, 46
 Brown, Everett 23,24
 Brown, Frank 51
 Brown, Harce 02
 Brown, Harold 60, 61, 62
 Brown, Mike 61, 62, 63
 Browning, Jerry 42, 44
 Bruce, Cody 02,03,04
 Bruce, Dustin 04,05,06
 Bruno, Dave 66, 67, 68
 Bruno, Herman 40
 Brunori, Tony 83
 Brutchey, Norman 57, 58, 59, 60
 Bryant, Clyde 12
 Brykalski, Bill 70
 Bucket, Ryan 02,03,04
 Buddenberg, John 81, 82, 83
 Bulger, Jim 77, 78
 Bumgardner, Brian 04,05,06

Bumgardner, Dale 36,37,38,39
 Bumgardner, Ron 78, 79
 Burey, Robert 27,28,29
 Burger, Bruce 11
 Burgoyne, Ed 68, 69, 70
 Burney, D'Eondre 13
 Burtolf, Jack 28,29,30,31
 Burton, Anthony 93
 Busack, Mike 65, 66
 Busack, Tony 32
 Busby, Charles 42
 Busby, Lonnie 68
 Busby, Richard 58, 59, 60
 Busch, Louis 35, 36
 Buti, Jerry 70, 71, 72
 Buti, John 52, 53, 54
 Butler, C. 69
 Buttita, Dick 22,23
 Byles, John 61, 62, 63

C

Calagis, Dave 83, 85
 Calaway, George 56, 57
 Calhoun, John 90, 91, 92
 Calinger, Gregory 02
 Call, Chas 94, 95, 96
 Call, Mike 90, 91, 92
 Callarick, Ryan 10, 11, 12, 13
 Calvarese 42
 Campbell 43
 Campbell, David 83, 84, 85
 Campbell, Doug 99, 00
 Campbell, Joe 51, 52
 Campbell, JoJo 77, 78
 Campbell, K.C. 91
 Campbell, Ollie 72, 73
 Campbell, Quinn 96, 97, 98
 Camsky, Bobby 84, 86
 Camsky, Jake 07,08,09
 Camsky, James 41
 Camsky, Tyson 13
 Canter, Eric 06,07,08
 Capito, Jim 57
 Cara, Dominic 29,30,31,32
 Caretti, Delmas 45
 Carleton, Albert 37
 Carman, Dwaine 85, 86
 Carman, Jack 75, 76, 77
 Carman, Jeff 80, 81, 82
 Carmen 53
 Carnahan, George 20,21
 Carpenter, Ken 79, 80
 Carpenter, Paul 73, 74, 75
 Carter, Dean 97
 Carter, Jonathan 09, 11, 12
 Carter, Wes 95, 96, 97
 Cartwright 47
 Castricone, Charles 86, 87, 88
 Castricone, Mike 82, 83, 84
 Castricone, Pat 32
 Castricone, Pat 59, 60
 Catling 58
 Catling, Dave 61
 Cera, Jack 71, 72, 73
 Chambers, Louis 22,23
 Chase, Clarence 71
 Chase, Wayne 73, 74, 75
 Childers, Benji 96, 97, 98
 Chirpas, Aaron 95, 96, 97
 Chirpas, Gary 78, 79, 80
 Chirpas, Jeremy 93, 94, 95
 Chirpas, Mike 77, 78
 Chirpas, Steve 89, 90, 91
 Church, Dick 49
 Churchman, Joe 30,31
 Ciaccia, Tony 60
 Cieslewski, Bill 83, 84, 85
 Cifaldi, Rich 50
 Gofani, Mike 81, 82
 Ciretti 44
 Civin 49
 Civin, Joe 39,40
 Civin, Joe 71
 Civin, John 81, 82, 83
 Clark 43
 Clark, Charles 86, 87, 88
 Clark, Chuck 84, 85, 86
 Clark, Dale 53, 54
 Clark, Darrin 81, 82
 Clark, Don 69
 Clark, Jacob 09,10
 Clark, Mike 78, 79
 Clark, Tim 68, 69, 70
 Clark, Wayne 79, 80, 81
 Clegg, Colby 95
 Clegg, Zach 06,07,08
 Coates, Wilbur 44, 46
 Cochran, Bill 78, 79
 Cochran, Carl 14,15
 Cochran, Jim 45, 46, 47
 Cole, Donald 51
 Cole, Eric 90, 91
 Colombo, Bill 59, 60, 61
 Conaway, Corey 09,10
 Conaway, R. 68, 69
 Conforti, Jerry 50, 51, 52
 Conklin, John 38,39,40
 Conklin, Robert 39,40,41,42
 Conrad, Jefferson 09,10

Conroy, Chris 85, 86, 87
 Conroy, Dalton 09,10,11,12
 Conroy, J. 44, 45, 46, 47
 Conroy, Roger 68, 69, 70
 Conroy, Ryan 04,05,06
 Conway, Dennis 75, 76, 77
 Cook, Pete 89, 90, 91
 Cooper, Charles 16
 Cooper, Scott 26
 Cope 53, 54, 56
 Corbett, Clarence 10,11,12,13
 Corbett, Clarence 31,32,33,34
 Corbett, D. 16
 Corbett, James 16
 Correll, Bennie 30,31
 Coss, Irwin 46, 47, 48
 Cox, Thomas 08,09
 Coyne, Casey 92, 93, 94
 Coyne, Scott 91, 92, 93
 Coyne, Todd 03,04,05
 Craig, Larry 92, 93, 94
 Craig, Mike 93, 94, 95
 Crall, Roger 70
 Crall, Scott 05
 Crall, Wayne 01,02,03
 Crawford, Edward 24,25
 Crawford, Rich 78
 Creighton, Mike 71
 Crofton, Rich 80
 Cronk, Derek 96, 97
 Crooks, Chester 73
 Crooks, George 79, 80, 81
 Crosby, Quinton 09, 11, 12
 Cross, Gene 49, 50
 Crow, Aaron 04,05,06
 Crow, Andrew 06,08
 Crow, Dale 41
 Crozier, Levi 07,08,09
 Crumbley, Jim 79, 80
 Cumberlidge, Nathaniel 12
 Currie 49, 50
 Currie 58
 Cutshaver, William 18,19,20,21
 Cwalinski, Clayton 97, 98, 99

D

Dalto, Antonio 01,02,03
 Dalto, Ed 67, 68, 69
 Damiani, Lou 68, 69, 70
 Danadic, Sam 52
 Daniels 43
 Daniels, Chester 44, 45, 46
 Darren, Michael 00
 Daugherty, Clark 23
 Davis 09,10
 Davis 50
 Davis, Bob 74, 75, 76
 Davis, Casey 07,08,09
 Davis, Chas 54, 55, 56
 Davis, Chuck 91
 Davis, Ed 77, 78
 Davis, G. 45
 Davis, J. 54
 Davis, Jose 93, 94, 95
 Davis, Josh 09,10,11
 Davis, Nate 02,03,04,05
 Davolio, Dom 48, 49
 Davolio, Dom 75, 76, 77
 Davolio, Dom 02
 Davolio, Mark 79
 Dawson, Brian 76, 77
 Dawson, Glen 81, 82, 83
 Day, Jim 64, 65, 66
 Deafenbaugh, Wilson 13,15,16
 Dean, William 23
 DeBlasis, Albert 70, 71
 DeBlasis, Dennis 58, 59, 60
 DeBlasis, Mike 30,31
 DeBlasis, Michael 78
 DeBlasis, Paul 78, 77
 DeBlasis, Rocky 78, 79, 80
 DeBlasis, Sam 38
 Decker, Bob 46, 48, 49
 DeGenova, Paul 74, 75
 Delbert, Jason 90, 91, 92
 Delbert, Lew 61, 62, 63
 DeLellis, Bob 81, 82, 83
 DeLong, David 95, 96, 97
 Deloretta, Anthony 24,25,26
 Deloretta, Raymond 26,27
 Demas, George 47, 48, 49
 Dennis, R. 68
 DeMichele, Eric 88, 89, 90
 DeNoble, Ray 63
 DePaulis, Columbo 35,36,37
 DePaulis, Paul 79, 80, 81
 DeStefano, Ben 02
 Destifanes, Andy 52, 53, 54, 55
 DeVendra, Gary 62
 DeVendra, Phillip 59
 Dickerhoof, Delmas 35,36
 Dickerhoof, Gilbert 32,33
 DiFabrizio, Jim 74, 75, 76
 DiFabrizio, Micheal 78
 DiFabrizio, Terry 75, 76, 77
 DiFebo, Justin 99
 Dillehay, Larry 61
 Dillon, Henry 58, 59, 60

D'Innocenzo, Raymond 38,39,40
 Dippel, Wayne 02,03
 DiPaolo, Bobby 47, 48, 49
 DiSantis, Mark 85
 Dixon, Frank 32,33,34,35
 Dixon 47, 48, 49
 Dobrovich, Al 40,41,42,43
 Dobrovich, Pat 79
 Dobson, Bob 78
 Dobson, Jesse 07,08,09
 Dobson, Kevin 05,06,07
 Dobson, Tom 73, 74, 75
 Dodds, Bill 61
 Dodds, Billy 84, 85, 86
 Dodds, David 32
 Dodds, Ryan 97
 Dodrill, Austin 09,10,12
 Doerge, Bob 35,36
 Donley, David 63, 64
 Donley, Richard 71
 Donley, Roger 63, 64
 Dorer, W. 14
 Dorris, Andrew 67, 69
 Dorris, Victor 29,30,31,32
 Doty, Harold 37
 Dougherty, Dave 66, 68
 Doughy, Steve 88, 89, 90
 Douglass, Chris 84, 85, 86
 Douglass, Eric 85, 86, 87
 Dowling, Jason 92, 93, 94
 Dowling, Mike 68
 Doyle, Ben 99, 00, 01
 Doyle, Jake 97, 98, 99
 Doyle, Mark 82, 83, 84
 Driscoll, Eric 96, 97, 98
 Drummond, Larry 63, 64, 65
 Drummond, Leroy 40
 Dubois, Alex 11,12,13,14
 Dubois, Edwin 33
 Duchoslav, William 26,27
 Duda, John 38
 Duffy, Clyde 14,15
 Duffy, Trey 78, 79, 80
 Duffy, Troy 80
 Duff, Wendell 55, 56, 57
 Duffey, Edward 36,37,38
 Duga, Allan 16,17
 Duga, Max 09,10
 Dumas, Dave 78, 79, 80
 Dumas, Tim 80, 81, 82
 Dunfee, Charles 41
 Dunfee, Don 68, 69, 70
 Dunfee, Greg 78
 Dunfee, James 11,12,13
 Dunfee, Jim 73, 74
 Dunfee, Mike 90, 91, 92
 Dunlap 48
 Dunlap, Bruce 01,02,03
 Dunlap, Bruce 75, 76, 77
 Dunlap, Kevin 84, 85, 86
 Dunlap, Mark 78, 79
 Dunlap, Tom 47, 48
 Dunn, Adam 77
 Dunn, Bruce 85
 Duvall, Greg 74, 75
 Duvall, Matt 00,01,02
 Dye, Jeff 74, 75, 76
 Dyer, Tom 95, 96, 97

E

Earls, David 71
 Ecdon, Gage 13
 Edgell, Jim 80, 81, 82
 Edmond, Christian 09,10,11
 Edwards, Andy 57, 58, 59
 Edwards, Henderson 60
 Ehler, Ed 72
 Elbert, Cyril 84, 85, 86
 Elliot, Ernie 47
 Ellsworth, Bill 62, 64
 Ellsworth, Ezan 88, 89
 Elson, David 84, 85, 86
 Elson, Willard 33
 Eneix, Chris 06,07,08
 English, Ralph 40
 English, Robert 35,36,37,38
 Errington, Harry 39,40
 Esaw, Randy 07,08,09
 Esposito, Mark 78, 79
 Evans 55
 Evans, Ronnie 59
 Ewart, Darrell 71, 72, 73
 Ewart, Greg 72, 73, 74
 Ewart, Tito 01
 Exner, Bob 74, 75, 76
 Exner, Ed 70, 71, 72
 Exner, Greg 72, 73, 74
 Exner, Rich 78, 79

F

Fabry, Vernon 71, 72, 73
 Fabry, Victor 69, 70, 71
 Farmer, Chad 91, 92, 93
 Farmer, Wayne 52, 53, 54
 Farnario, Gerald 51, 52, 53, 54
 Farnario, Jim 80, 81
 Farrier, John 91, 92, 93
 Feller, Curtis 78, 79

FORMER BIG REDS' FOOTBALL PLAYERS

Feller, David 82, 83, 84
 Feller, Dean 82, 83, 84
 Feller, Derek 02
 Feller, Ryan 07, 08, 09
 Fernthough, Jim 49
 Ferrante, Lou 39, 40
 Fetters, Frank 63, 64
 Fetters, Lee 96, 97, 98
 Fields, Christian 97, 98, 99
 Fisher, Jerry 52, 53, 54
 Fisher, Josh 01, 02, 03
 Fisher, Lou 78, 79, 80
 Fisher, Mike 02, 03, 04
 Fitch, Carl 36, 37, 38
 Fitch, Dale 39, 40, 41
 Fitch, Dirk 77, 78
 Fitch, Glenn 53, 54, 55
 Fitch, Jason 92, 93, 94
 Fitch, Robert 17, 18
 Fitch, Ross 75, 76, 77
 Fitch, Todd 79, 80, 81
 Fitton, Clarke 15
 Flanagan, Bill 62
 Forbes, Ron 51
 Ford, Roman 89, 90
 Ford, Willie 42, 43, 44
 Foreman, Steve 49, 50, 51
 Forman, F. 31
 Forman, John 29, 30, 31, 32
 Forster, Richard 16
 Foster, Buddy 07, 08, 09
 Foster, Jake 07, 08, 09
 Fowkes, Bill 70, 71
 Francis, Nick 92
 Franke, Carl 20, 21, 22
 Franke, William 22, 23, 24
 Frazier, James 12, 13, 14
 Frazier, William 17
 Fred 09
 Freeman 48, 49
 Freeman, Gene 97, 98
 Freeman, Tony 82, 83
 Frey, Jeff 82, 83, 84
 Frey, Jim 55, 56, 57
 Frizzi, Dan 42, 43, 44
 Frizzi, Dave 72, 73, 74
 Frizzi, Dick 69, 70, 71
 Frizzi, Dylan 11
 Frizzi, Jared 96, 97, 98
 Frizzi, Matt 99, 00
 Frizzi, Vince 05, 06, 07
 Fry 46
 Fry, Anthony 05, 06, 07
 Fry, Charles 49, 50, 51
 Fry, Charles 52, 53, 54, 55
 Fry, Cody 06, 07, 08
 Fry, E. 54
 Fry, Gary 61
 Fry, Kyle 05, 06
 Fry, Mike 75, 76
 Fry, Tom 53, 54, 55
 Fry, Tom 78
 Fry, Vernon 39, 40, 41
 Fularz, Bob 65, 66, 67
 Fuller, Ross 02, 08, 09
 Fulst, Ervin 88
 Fulton, Eddie 56, 57
 Fulton, John 12
 Funkhouser, Mike 94
 Fusco, Nick 55, 57
 Futhey, James 19, 20, 21

G

Gable, Dakota 12
 Gacek, Gary 61, 62, 63
 Gallagher, Scott 78, 79, 80
 Galloway, Joey 87, 88, 89
 Garloch, Dylan 06, 07, 08
 Garloch, Ryan 08
 Garrett, Turman 21, 22, 23
 Gasbarre, Bill 61
 Gasbarre, Gabriel 48, 49
 Gatti, Dario 49, 50
 Gavoy, Charles 28, 29
 Gelston, Hugh 63, 64
 Gentile, Angelo 29, 30
 Gentile, Sergio 46, 47, 48
 Giacometti, Dean 37
 Gianangeli, Rich 64, 65, 66
 Gianangeli, Rick 84, 85, 86
 Gianangeli, Rocky 83, 84, 85
 Gibson, Francis 53, 54, 55, 56
 Gibson, Trent 13
 Giffin, Calvin 44, 45, 46
 Giffin, Don 82
 Giffin, Ewing 55, 56
 Giffin, Justin 98
 Gill, Duane 62, 63, 64
 Gill, Gary 61, 62, 63
 Gill, Ronnie 60
 Gilleland, James 12, 13
 Gilleland, Jones 10
 Gillispie, Eli 06, 07, 08
 Gillispie, Paul 69, 70
 Gill, Craig 05
 Givens, Brian 99, 00, 01
 Givens, Charlie 46
 Givens, Joe 40, 41
 Glasgow, James 74, 25
 Glasser, Edward 23

Glenn, Cory 77, 78
 Glosser, Robert 41
 Goddard 57
 Goddard, Bud 44, 46
 Goldsmith, Bill 69, 70, 71
 Gonglik, Ryan 95, 96, 97
 Good, Ed 74, 75, 76
 Goodson, James 78
 Goodwin, Charles 28, 29, 30, 31
 Gorshe, Larry 63, 64
 Gorshe, Steve 72
 Grafton, John 26
 Gray, Joe 41
 Gray, Junior 78
 Gray, Leonard 63, 64
 Gray, Luke 36
 Green, Bob 39, 40, 41
 Green, Mike 65, 66, 67
 Green, Myliek 12, 13
 Green, Phillip 85, 86, 87
 Green, Spotswood 55, 56
 Greene, Spotswood 12, 13, 14, 15
 Greenwood, Joe 52, 53, 54
 Greenwood, Russ 61
 Griffen 43
 Grigley, Henderson 40, 41, 42
 Grigley, Hiawatha 42, 43
 Grimes 46
 Gross, Richard 66
 Groth, Roman 28, 29, 30, 31
 Groth, Theodore 35
 Gulla, Paul 58, 60
 Guthrie, Don 45, 46

H

Habenicht, Tom 63
 Hadley, Alfred 23
 Halenar, John 64, 65, 66
 Halicky, Bob 72
 Halicky, Bobby 07, 03, 04
 Hall 54
 Hall, J.R. 91, 92, 93
 Hall, Scott 89, 90, 91
 Halpin, Jim 78, 79
 Hamilton, Cody 13
 Hamilton, Cyle 06, 07, 08
 Hammond, Herbert 14, 15, 16
 Hampton, Bill 76
 Hans, James 39
 Hanson, David 66
 Harbaugh, Richard 96, 97
 Harris, Andy 51
 Harris, Danny 51
 Harris, Greg 66, 67, 68
 Harris, Jody 80, 81, 82
 Harris, Randy 64
 Harris, Steve 15, 16, 17, 18
 Harris, Wendell 20, 21, 22, 23
 Hartline, Jeff 84
 Hartline, Kevin 85, 86, 87
 Harvey, Clausezell 59, 60, 61
 Harvey, Lee 60, 61, 63
 Haught, Rick 67
 Havelka, Alfred 37, 38, 39
 Haynes, Bill 79
 Haynes, Doug 80
 Haynes, John 99
 Haynes, Robert 90, 91
 Heath, Ronnie 59
 Heath, T. J. 00, 01
 Heathcote, Chuck 47
 Heatherington, Dan 41
 Heatherington, Hedy 88, 89, 90
 Heatherington, Jean 13
 Heatherington, Lannie 61
 Heatherington, Ralph 10
 Heffrin, Clark 24, 25
 Heil, Dale 30, 31, 32, 33
 Heil, Jess 43, 44, 45
 Heil, Phil 60, 61
 Heil, Walter 19
 Hein, Jack 43, 44, 45
 Heinrich, Frank 44, 45
 Heller, Gene 58, 59, 60
 Heller, Jack 57, 58, 59
 Helms, Earl 33, 34
 Helms, Jeff 79
 Helms, Jerry 75, 76
 Helms, John 76, 77
 Hemsley, Thomas 35, 36
 Hendershot 57, 58
 Hendershot, Bill 51
 Henderson, Arthur 16, 17
 Henderson, Wendell 23
 Henline, Rich 75, 76
 Hennessy, George 59, 60
 Hennessy, Charles 33
 Henry, Bill 60, 61, 62
 Henthorne, Tom 56, 57
 Hepe, Ed 39, 40, 41
 Hepburn, Chris 78, 79, 80
 Hepburn, Mike 02
 Herzberg, Sonji 47, 48, 49
 Heslop, John 93
 Hess, Bill 84, 85, 86
 Hess, Charlie 45
 Hess, John 69, 70, 71
 Hess, Kenny 10, 11, 12, 13
 Hess, Kenny 84

Hess, Kyle 10, 11, 12, 13
 Hess, Robert 55, 56
 Hess, Trent 05, 06, 07
 Hess, Ty 03, 04, 05
 Hibbits, Alex 12, 13
 Hibbits, Frankie 97, 98, 99
 Hicks, James 33, 34
 Hicks, Ralph 35
 Hill, Bob 47, 48
 Hill, Charles 37, 38
 Hill, Earl 48, 49, 50
 Hill, Ronnie 50, 51, 52, 53
 Hinds, Glenn 72
 Hinton, Corey 98, 99, 00
 Hinton, George 86, 87, 88
 Hnat, Steve 25, 26, 27, 28
 Hochstrasser, Brian 78
 Hochstrasser, Clyde 75, 76
 Hocker, Anthony 06, 07, 08
 Hocker, Bobby 79, 80, 81
 Hocker, Darrel 78, 79
 Hocker, Frederic 09, 10, 11
 Hocker, John 81, 82
 Hockingberry 29
 Hollingshead, Austin 09, 10
 Hollingshead, Chuck 74, 76
 Hollingshead, Mason 09, 10
 Hollingshead, Rusty 78
 Hollingshead, Tom 78, 79
 Holloway 54
 Holloway, Brent 77, 78
 Holloway, Joe 60, 61, 62
 Holloway, Larry 64, 65, 66
 Holt, Dusty 92, 93, 94
 Holtzman, Howie 74
 Homer, Gary 69, 70, 71
 Homer, Justin 96, 97, 98, 99
 Homer, Leo 33, 36
 Homko, Frank 60
 Honeycutt, Chris 89, 90, 91
 Honeycutt, Michael 86, 87, 88
 Honeywell, Joe 06, 07, 08
 Horn, Steve 95
 Horne, Bill 61
 Horne, Charles 24, 25, 26
 Horne, Chug (Charles) 88, 89, 90
 Horne, Leo 26, 27, 28
 Horvath, Abhay 12
 Hoskinson, Ronnie 61
 Hoskinson, Zach 05, 07
 Hosteller, Chris 67
 Hotlosz, Jake 07, 08
 Houston 42
 Houston 53
 Houston, Lawrence 14, 15
 Howell, Bob 51, 52, 53
 Howell, Jason 87, 88
 Howell, Scott 81, 82, 83
 Hrdlicka, Don 77, 78
 Huber, Francis 25
 Hudson, Dave 65, 66, 67
 Hudson, Gary 63, 64, 65
 Hudson, Jim 68, 69, 70
 Hudson, Scott 81
 Hughes, Amos 40, 41, 42, 43
 Hughes, Pat 61
 Hughes, Vernon 39, 40, 41
 Huff, Ryan 02
 Hurd, John 40, 41, 42
 Hurd, Pat 75
 Husek, Bill 65
 Husek, Joe 65
 Huston, Sean 98, 99, 00
 Hutchins, Donald 63, 64, 66
 Hutchins, Russ 71, 72, 73
 Hutchins, Talmadge 65
 Hutchins, Tommy 66

I

Ice, Dave 61, 62, 63
 Ice, David 88, 89, 90
 Imbrosco, Dave 78, 79
 Imer, Chris 82, 83, 84
 Imer, Frank 80, 81, 82
 Ingram, Mike 53, 54, 55, 56
 Ingram, Robert 30, 31, 32
 Irwin, Jeff 80, 81, 82
 Irwin, John 69, 70
 Iukovich 50
 Izakovic, Pete 46

J

Jackson, Eddie 56, 57, 58, 59
 Jackson, Larry 82
 Jacobs, Dick 55, 56, 57
 Jacobs, Robert 63, 64, 66
 James, Randy 81, 82
 Janos, Jerry 63
 Jeffers, Ray 52, 53, 54
 Jeffreys, Damon 00, 01, 02
 Jeffreys, Maurice 01, 02, 03
 Jeffreys, Robey 84, 85
 Jeter, Jamie 90
 Jeter, Skylar 10, 13
 Jewell, R. 40
 Johnson, Arthur 34, 35
 Johnson, Artis 78

Johnson, Artis 04, 05, 06
 Johnson, Bo 83
 Johnson, Bob 65, 66
 Johnson, Carl 10, 11, 12, 13
 Johnson, Carl 42, 43
 Johnson, Dave 45, 47
 Johnson, David 64
 Johnson, David 71, 72, 73
 Johnson, Don 71, 72, 73
 Johnson, Edward 38, 39, 40
 Johnson, Franklin 10, 11, 12
 Johnson, Gary 73, 74, 75
 Johnson, George 46, 47, 48, 49
 Johnson, Greg 63
 Johnson, Greg 73, 74, 75
 Johnson, Homer 60, 61, 62
 Johnson, Ian 90
 Johnson, J.W. 01, 02, 03
 Johnson, Jeremiah 93, 94
 Johnson, Jim 79
 Johnson, John 73
 Johnson, Josh 96, 97, 98
 Johnson, Kevin 80, 81, 82
 Johnson, Kyle 06, 07, 08
 Johnson, Rodney 74, 75, 76
 Johnson, Ross 79, 81
 Johnson, Ross 04, 05, 06
 Johnson, Steven 09
 Johnson, Tom 57, 58, 59
 Johnson, Troy 90
 Johnston 49, 50
 Jones, Adam 03, 04, 05
 Jones, Dale 44
 Jones, David 86
 Jones, Ed 72
 Jones, Frank 31, 32, 33
 Jones, Greg 70, 71
 Jones, Harold 12
 Jones, Paul 52
 Jones, Walter 39, 40

K

Kadic, John 26, 27, 28, 29
 Kahl, Bill 81
 Kahl, Charles 37, 38, 39
 Kahl, Mike 80, 81, 82
 Kahl, Richard 38, 39, 40, 41
 Kalbaugh, Elwood 26, 27, 28, 29
 Kaldor, Chad 95, 96, 97
 Kaldor, Chase 01
 Kaldor, George 43, 44
 Kaldor, Joseph 36, 37
 Kaldor, Mike 75, 76, 77
 Kaldor, Scott 88, 89, 90
 Kaldor, Stan 65, 66, 67
 Kaldor, Tim 90
 Kalinowski, Robby 10, 12, 13
 Kalisieski, Richard 36, 37
 Kanyuch, Zach 07, 08, 09
 Kaplan, Alan 01, 02, 03
 Kaplan, Eric 02, 04
 Kapler, Dutch 51
 Kappler, J.D. 87, 88
 Kartman, Paul 61
 Kaufman, John 78, 79, 80
 Kaufman, Ken 79
 Keller, John 94, 95, 96
 Kelley, Craig 85, 86
 Kelly, Mike 63
 Kennedy, Robert 27
 Kern, Pete 34, 35, 36
 Kerr, Bill 56, 57, 58
 Kerr, Dan 44, 45
 Keyser 09
 Keyser 44
 Keyser, A. 13
 Keyser, Bill 42, 43, 44
 Keyser, Jayson 04, 05, 06
 Keyser, Jeff 78, 79, 80
 Keyser, Jim 77, 78
 Keyser, Justyn 13
 Keyser, Richard 14, 15
 Keyser, Ryan 01, 02, 03
 Kidder, Craig 99, 00, 01
 Kidder, Don 83
 Kidwell, Mike 08, 09
 Kigerl, Jack 66
 Kilgore, Jay 20
 Kilgore, Robert 17, 18, 19
 Kimbro, Frederick 03, 04, 05
 Kinder, Darrin 85, 86, 87
 Kinder, Dusty 93, 94, 95
 Kinder, Roger 80, 81, 82
 Kinder, Todd 83, 84
 Kinkade, Don 46, 47
 Kinney 55
 Kinney, Justin 02
 Kinney, Stanley 61
 Kinter 31
 Kinter, George 53, 54, 55, 56
 Kirkland, Jebb 37, 38
 Kirkland, Wallace 33
 Klempa, Bill 40
 Klempa, Jeremy 90
 Klempa, Joe 78, 79
 Klempa, John 82, 83, 84
 Klempa, Orphy 88, 89

Knox 16
 Koch, Pete 36
 Koci, Jeremy 96, 97, 98
 Koci, John 64
 Koehline, Morgan 19, 20, 21
 Kohutek, Paul 54, 55, 56
 Kolenich, Vincent 09, 10, 11, 12
 Kollie, Mike 94
 Xoonce, Jim 67, 68
 Kopyar, Kelly 72
 Koryda, Charles 40, 41, 42
 Koshenka, Kyle 07, 08, 09
 Koshenka, Logan 09, 10, 11, 12
 Kosteia, John 73
 Koteles, Matt 86, 87, 88
 Kovalick, Mike 74
 Kovalyik, Michael 11, 12, 13
 Kovalyik, Robert 10, 11, 12, 13
 Kreiter, Bob 68, 69, 70
 Kreiter, Chester 26, 27, 28, 29
 Kreiter, James 26, 27
 Kruger, Jim 86
 Kruger, Victor 29, 30, 31, 32
 Krupa, Steven 12, 13
 Krupnik, Rick 78, 79
 Krupnik, Scott 80
 Krupnik, Tom 69
 Krusiensky, Leo 37
 Kuhn 55
 Kuntz 40
 Kuri, Don 54, 55
 Kurr, Mike 83, 84, 85
 Kurko 39
 Kurko, Pete 28
 Kurko, Steve 61, 62, 63
 Kurth, Mark 82, 83, 84
 Kvinta, Charles 55, 56, 57, 58
 Kvinta, Vince 65, 66, 67

L

LaBiche, Micah 13
 Lagon, Justin 96, 97, 98
 Lagowski, Roger 89
 Lamberson, Roy 67
 Lancione, Brant 82, 83, 84
 Lancione, John 30
 Lancione, John 49, 50, 51, 52
 Lancione, Josh 07, 08, 09
 Lancione, Phillip 54, 55, 56, 57
 Lancione, Rich 57, 58
 Landers, Dick 55, 56
 Landers, Donny 74, 75, 76
 Lando, Chuck 42
 Lankford, Deron 86
 Lankford, Fred 60, 61, 62
 Lanning, Mike 86, 87, 88
 LaRoche 48, 49
 LaRoche, Cody 11, 12, 13
 LaRoche, Cory 04, 05
 LaRoche, Dave 74, 75, 76
 LaRoche, Doug 70, 71, 72
 LaRoche, Dusty 96, 97, 98
 LaRoche, E. 09, 10, 11, 12
 LaRoche, Homer 52
 LaRoche, Jayson 99, 00, 01
 LaRoche, Jason 84, 85, 86
 LaRoche, Jay 73, 74
 LaRoche, Jed 95, 96, 97
 LaRoche, Jeff 76, 77
 LaRoche, Jim 71, 72, 73
 LaRoche, John 86, 87, 88
 LaRoche, Nelson 15, 16, 17, 18
 Latham, Roger 78, 79
 Latham, Steve 74, 75, 76
 Laughman, Brandon 13
 Lavitchko, Joe 55, 56
 Lawrence, Arthur 15
 Leach 09
 Ledder, Tom 64, 65, 66
 Lednik, Chris 96, 97, 98
 Lee, Alex 98, 99, 00
 Lee, William 68, 69, 70
 Leiffer, Bobby 03, 04, 05
 Leigh, Ken 83
 Lekanudos, Clint 95, 96, 97
 Lekanudos, Tony 97, 98, 99
 Lemley, Jeremy 94, 95, 96
 Lenons, Corey 07, 08
 Lewis, Ed 61, 62
 Liberati, Anello 46, 47, 48, 49
 Liberati, Dave 72, 73, 74
 Liberati, Don 42, 43, 44
 Liberati, Dominic 01, 02
 Liberati, Gio 79, 80, 81
 Liberati, Guido 42, 43
 Liberati, Henry 48, 49, 50
 Liberati, Nick 06, 07
 Liberati, Rosario 43, 44, 45
 Liberati, R. 47, 48, 49, 50
 Liberatore 40
 Liberatore, Jerry 36
 Linard, Donald 18
 Linnard, Ray 10
 Lippman, Dan 82, 83
 Lippman, Don 75, 76, 77
 Lippman, Doug 79
 Lish, Josh 07, 08, 09
 Lisk, Roger 51, 52, 53
 Littell, Benji 99, 00, 01
 Littleton 43

FORMER BIG REDS' FOOTBALL PLAYERS

Livorno, Joe 30,31
 Lloyd, Randy 65,66
 LoCoco, Frank 29
 LoCoco, Kevin 78
 Lodi, Brandon 01,02,03
 Loew, Rich 06
 Long, Frank 49,50,51
 Long, Fritz 51
 Long, Joe 61
 Long, Stephen 63,64,65
 Long, Tom 56
 Longwell, Jonathan 11,12,13
 Lopeman, Charles 17,18,19
 Lopeman, Sam 53,54
 Lorence, John 59
 Lovejoy, Bill 43
 Lovejoy, J. 74
 Lovejoy, Millard 34
 Lovrak, Harry 66,67,68
 Lovrak, Roger 64,65,66
 Lowe, Ken 73,74,75
 Lubalsky, Samuel 13
 Lucas, Harvey 72,74
 Lucci, Adam 01,02,03
 Lucci, Gay 63,64,65
 Lucresio, Gene 32
 Ludwig, Carl 16,17
 Ludwig, Walter 16
 Luellen, Pete 70,71,72
 Lusk, Richard 50,52
 Lynch, 57,58
 Lynch, Carl 11

M

McCabe, Tim 90,91,92
 McCarty, Irwin 46,47
 McClain, John 15,16
 McClain, John 43,44,45
 McCCloud 55
 McConn David 13
 McConville, Austin 12,13
 McCorkle, Bryan 05,06,07
 McCorkle, Ed 60,61
 McCorkle, Eddie 84,85,86
 McCorkle, Marshall 58,59,60
 McCorkle, Randy 77,78
 McCormick, Ken 95,96,97
 McCroba, Burton 10
 McCroba, Charles 21
 McCroba, Walter 09,10
 McCutcheon, Tim 88
 McDermott, Aaron 17,18,19
 McElroy, Cecil 61,62,63
 McFeley 54
 McFeley, Don 73
 McFeley, Hutch 93,94,95
 McFeley, Jim 95,96,97
 McGarry, Richard 62
 McGarry, Tom 63,64
 McGee, Carl 42
 McGee, Earl 42
 McGee, Delbert 52
 McGhee, Ben 00,01,02
 McGinnis, David 97,98,99
 McGinnis, Lonnie 78
 McGinnis, Vince 75,76,77
 McGraw, James 16,17
 McGraw 42
 McGuire 55
 McKeever, Jack 51,52,53
 McMahon, Albert 02
 McMahon, Nick 10,11
 McMahon, Nick 87
 McMahon, Ryan 98,99,00
 McMasters, Ralph 21,22,23
 McNabb, Mike 79,80,81
 McNaughten, David 63
 McNeal, Charles 34,35

Mack, Joe 55,57
 Mack, Joe 78,79
 Mack, Joseph 16
 Maffe, Nicholas 09,10,11,12
 Maffe, Scott 87,88,84
 Magistro, Chad 89,90,91
 Magistro, Luca 03,04,05
 Magistro, Sal 39,40
 Mahonic, George 24
 Major, Rusty 89,90
 Malatinsky, Anthony 37
 Malley, Joseph 35
 Malik, Jack 43,44,45
 Malik, John 25,26,27
 Maloney, Charles 22,23
 Marmie, David 96
 Marmie, Mike 96
 Marmie, Rich 93,94,95
 Marmie, Tommy 98,99,00
 Mancini, Bryan 01,02,03
 Mangiopane, Benny 33
 Manning, Gary 66
 Manning, Zach 06,07,08
 Manning, Jimmy 05
 Mansfield, Bobby 05,06,07
 Marchese, Chris 85,86,87
 Marchese, Mark 79,80,81
 Marchese, Paul 72,73
 Marinacci, Billy 89,90,91
 Marinacci, Dick 60

Marinacci, Gary 65
 Marinacci, John 62,63,64
 Marinacci, Marc 91,92
 Marinacci, Quido 31,32
 Marinacci, Richard 57,58,59
 Marinacci, William 64,65
 Marinelli, Bill 75,76
 Marinelli, Jim 78,79
 Marinelli, Nick 71,72,73
 Marinelli, Nick 91,92,93
 Marinelli, Robert 84
 Markle, Edward 39
 Marlin, Bill 64
 Marlin, Chris 89,90,91
 Marling, Brandon 02
 Marling, Brent 99,00,01
 Marling, Dale 05,06
 Marling, Darrin 80
 Marling, Dylan 12,13
 Marling, Eric 96,97,98
 Marling, Mark 69,70,71
 Marling, Mike 97,98,99
 Marling, Richard 55,56,57
 Marling, Ryan 08,09,10
 Marling, Timmy 94,95,96
 Marn, Don 51,52
 Marn, Gene 54,55
 Marn, Marty 78,79
 Marple, Randy 74,75,76
 Marsh, Don 46
 Martin, Eugene 31,32,33,34
 Martin, Paul 67,68,69
 Martin, Scott 97,98,99
 Martinek 43

Marr, Robert 63,64,65
 Marzella, Sam 39,40
 Masciarelli, Franko 70,71,72
 Masciarelli, Joe 72,73,74
 Masciarelli, Taylor 05,06,07
 Masciarelli, Trey 04,05,06
 Masciarelli, Ty 95,96,97
 Mason, Mark 92,93,94
 Mason, Ralph 12
 Mass, Charles 31,32,33
 Mass, Dom 24,25,26,27
 Mass, Robert 35,36
 Mass, Roger 29,30,31,32
 Masters, Marc 88,89
 Masters, Mike 85,87
 Masters, Wally 83
 Materkoski, Josh 11,12
 Materkoski, Keith 73,74,75
 Materkoski, Gary 77,78
 Materkoski, Matt 98,99,00
 Materkoski, Mike 80,81,82
 Materkoski, Rich 75,76,77
 Materkoski, Richie 95,96,97
 Materkoski, Zach 05,06,07
 Matthews, Arthur 73
 Matusek, Anthony 23,24,25,26
 Matz 40
 Maupin, Buck 98,99,00
 Maupin, Dan 82
 Maupin, Darrin 87,88,89
 Maxwell, Glenn 78,79
 Maxwell, Steve 80
 May, Andy 82
 Mayer, Alvin 44
 Maynard, Shawn 03
 Meager, Maruin 50,51
 Meek, Bill 78,79
 Meek, Dave 45,46,47
 Meek, Randy 71,73
 Meek, Rick 77,78
 Meek, Wayne 53,54
 Meek, Xavier 06,07
 Mehl, Chad 85,86,87
 Mehl, Chuck 78,79
 Mehl, Eric 87,88,89
 Mehl, Gary 83,84
 Mehl, Lance 73,74,75
 Mehl, Steve 71,72,73
 Mehl, Vince 76,77
 Mehlman, Eddie 06,07,08
 Mehlman, Ted 47
 Mehlman, Russ 79,80,81
 Meintel, Mike 78,79
 Mellott, Forest 37
 Mellott, Mike 78,79
 Mendelson, Sylvan 33
 Mendelson, Zack 74,75,76
 Merryman, Jack 99
 Metz, Brandon 07,08
 Michael, Darren 01,02
 Miles, Oliver 22,23
 Miles, Ralph 23,24,25,26
 Miller 42,43,44
 Miller 54
 Miller, Bob 55,56,57
 Miller, George 17
 Miller, Henry 58,59,60
 Miller, Jason 88,89,90
 Miller, Kent 71,72
 Milovic, Brent 07
 Mitchell, Billy 64,65,66
 Mitchell, Earl 29,30,31,32
 Mitchell, Larry 64
 Mitchell, Ricky 00,01,02
 Mlynec, Dan 71,72,73

Mlynec, Mark 84,85,86
 Mobley, Jerry 69,70,71
 Modra, Frank 36
 Mohorovich, A. 68
 Mohorovich, Tony 70
 Mokros, Larry 64,65,66
 Mokros, Phillip 82,83,84
 Mokros, Rich 66,67,68
 Mokros, Roger 63,64,65
 Mokros, Tom 62,63,64
 Monahan, Bob 79,80,81
 Mondlak, Jim 52
 Monroe, Charles 61
 Monroe, David 46,47,49
 Montag, Pete 81
 Montgomery, Albert 33
 Montgomery, Matt 12
 Moodspaw, Scott 85
 Mooney, George 36,37,38
 Mooney, Ralph 51,52
 Mooney, Rick 78,79,80
 Mooney, William 47,48,49
 Moore 54,55
 Moore, John 17
 Moore, Randy 83
 Moore, Robert 24
 Moore, Tom 36,37,38,39
 Morgan 53
 Morgan, John 10
 Morgan, Josh 02
 Morgan, Wesley 23,24
 Morris 31
 Morris, Dennis 73,74
 Morris, Hart 24,25,26
 Morris, John 56,57,58
 Morris, Robert 26,27,28
 Morris, Todd 13
 Morris, Wesley 65,66,67
 Morrison, Tom 74,75,76
 Mort, Mike 78
 Mort, Rocky 88
 Mosser, Roger 88
 Mosslander, Joey 98,99,00
 Mosso, Gerald 42,43
 Mounsey, Jacob 11
 Mowery 54
 Mowery, James 60,61,62
 Mowery, Jay 73,74,75
 Mowery, Sydney 55,56,57,58
 Mowery, Terry 59,60,61
 Muir, Erik 87,88
 Muir, Tim 65
 Muklewicz, Scott 92
 Munjas, Bob 51
 Munjas, Miller 27,28,29
 Munjas, Charles 34,35
 Murray, Brad 96
 Murray, Tom 37,38
 Musci, Pete 56,57,58,59
 Muth 16
 Myers, Chuck 09,10,11
 Myers, Jason 93,94,95
 Myers, Thomas 27,28

N

Nacci, Joe 51
 Namath, Andy 57,58,59
 Nardo, Alfred 24,25
 Nardo, Andrew 27,28
 Nardo, John 31,32,33,34
 Nash 40
 Neal 40
 Neal, Ross 15
 Neff, George 37,38,39
 Neff, Ray 92,93
 Neff, Robert 33,34,35,36
 Nelson, Frank 13,14,15
 Nelson, Jeff 10,11,12,13
 Nelson, Jeff 78,79,80
 Nelson, Richard 64,65
 Nemec 40
 Nemec, Brent 69,70,71
 Nemec, James 34,35
 Nemec, Jim 51,52,53,54
 Nemec, Louis 33
 Nemec, Reggie 59,60,61
 Nemic, Frank 16
 Netzel 46
 Neuhart, Richard 38,39,40,41
 Ney, Pat 66,67,68
 Ney, T.J. 01,02,03
 Ney, Tom 66,67,68
 Nichols, Terry 67
 Nickerson, Chad 01
 Niemic, John 20,21,22
 Niemic, Bob 40,41
 Nolan, Aub 97,98,99
 Nolan, Colin 10,11,12,13
 Nolan, Joe 97,98,99
 Nolan, Marc 87,88,89
 Norden, Henry 35
 Norden, J. 68
 Norman, Lance 13
 Norman, Sammy 63
 Northcraft, Brad 75,76,77
 Novena, Albert 61
 Nowak, Richard 54

O

Obejenski, Louis 38,39
 Obejenski, Ted 40,41
 O'Grady, John 45,46,47
 Olack, Mike 84,85,86
 Olejniczak, Stanley 28,29,30,31
 Orin, James 20,21,22
 Orin, John 20
 Orlich, Tony 39
 Ostrander, Clint 95,96,97
 Ostrander, John 68,69,70
 Ostrander, Josh 91,92,93
 Otto, Jack 39,40,41,42
 Owens, Tom 49,50,51
 Owsianowski, Edward 27,28

P

Pacifico, John Mike 89,90,91
 Padgett, Eric 03,04,05
 Padgett, Jesse 00,01,02
 Padgett, Ryan 01,02,03
 Paglia, Nick 99,00,01
 Paige, Tom 79,80,81
 Palian, Calvin 89,90
 Palicka, Frank 83,84
 Palkovich, Paul 51,52,53
 Palisico, Steve 68
 Palmer, Bud 60
 Palmer, Rich 89,90
 Palmer, Tim 84,85,86
 Papola, Norm 66,67,68
 Pappano, Joe 45,46,47
 Parker 45,46
 Parker, Clarence 41
 Parker, Ricki 87,88,89
 Parr, John 68,69
 Parr, Tom 65,66,67
 Parson, Devon 07,08
 Pasztor, Jeremy 89
 Patrone, Chris 89,90,91
 Patrone, John 56,57,58,59
 Patrone, John 87,88,89
 Patrone, Nicholas 10,11,12,13
 Patrone, Tommy 93,94,95
 Patterson, Eric 87
 Peck 53,55
 Penn, Thomas 25
 Perdue, Fred 60,61,62
 Perko, John 03,04
 Perko, Nick 04,05,06
 Perry, Woody 88
 Perzanowski, Benny 37
 Perzanowski, Ben 60,61,62
 Perzanowski, Dave 73,74
 Perzanowski, Ed 70,71,72
 Perzanowski, Eric 92
 Perzanowski, Pete 78,79
 Pestella, Dave 79
 Pestella, Geoffrey 97
 Peters, Roger 97,98,99
 Peters, Wayne 61,62,63
 Peters, Wayne 90,91
 Petlock, Carl 39,40
 Petredis, Bill 44,45
 Petredis, Nick 66,67
 Petredis, Pete 41,42
 Petros, David 92,93,94
 Phillips, Jeremy 92
 Phillips, William 16
 Piatt, Art 94
 Piatt, B. 68,69
 Piatt, Bert 63,64,65
 Piatt, Bud 46,47
 Piatt, Charles 50,51
 Piatt, Don 53,54
 Pica, Jim 80,81,82
 Pica, Dirk 81,82,83
 Pica, Rich 54
 Pica, Richard 56,57
 Piccard, John 29,30,31
 Piccard, Orlando 29
 Pickens, John 19
 Pickens, Seth 10,11,12,13
 Piehowicz, John 50,51,52
 Piehowicz, Tom 63,64,65
 Pioseno, Frank 38,39,40
 Piper, Anthony 12,13
 Pishek 47
 Pittman, George 46,47,48
 Pittman, Lloyd 43
 Pitts, Gus 66
 Pitts, Joe 47,48
 Pitts, Julius 08
 Pitts, Keith 92,93,94
 Pitts, Kenne 90,91
 Pitts, Scott 92,93,94
 Pitts, Shane 89,90,91
 Pitts, Shannon 89,90,91
 Pithu, Willie 39,40
 Plahuta, Poldy 21,22,23
 Podlas, Jerry 56,58
 Poe, Todd 99,00,01
 Poe, Tom 96,97
 Pogany, Dennis 62,63,64
 Poliski, John 22,23,24,25
 Pollock 42
 Porch, Frank 38

Porter, Aaron 06,07
 Porter, Brian 94,95
 Porter, Bryan 86,84
 Porter, Derek 06,07
 Porter, Gary 62,63,64
 Porter, Greg 75,76
 Porter, Jeff 00,01,02
 Porter, Jim 66
 Porter, Kelly 84,85,86
 Porter, Kevin 96
 Porter, Loren 82,83
 Porter, Scott 78,79
 Porter, Zach 06,07
 Porterfield, Melvin 17
 Potts, Martin 53,54
 Potts, Chester 16
 Potts, Richard 60
 Pazzini, John 47,48,49,50
 Pazzini, Justin 95,96
 Pramik, Ronald 63,64
 Pramik, Tom 73,74
 Preston, Jason 96,97,98
 Preston, Jimmy 95,96,97
 Preston, Josh 98,99,00
 Presutti 58
 Presutti, Veto 36
 Price, Anthony 12,13
 Price, Ed 70,71
 Price, Gary 75,76
 Price, Isaac 17
 Price, John 12,13
 Price, Roger 62
 Price, Rolia 22,23,24
 Prout, Mark 78
 Pugh, Richard 89
 Pumpa 42
 Pumpa, Dave 38
 Purcell, Mike 06
 Putnisky, Al 79,80,81
 Pytlak, Mike 65,66
 Pytlak, Ronald 52

Q

Queen, Chase 72

R

Radawec, John 35,36
 Radawec, Mike 37,38
 Ragni, Leo 48,49,50
 Raine, Brian 07,08
 Raine, Marcus 87,88,89
 Raiston, Allan 24,25,26,27
 Raiston, Richard 27,28
 Ramsay, Dan 69,70,71
 Ramsay, Larry 64,65
 Ramsay, Tom 69,70,71
 Ramsay, Tyler 11
 Ramsey, Bryan 84,85,86
 Ramsey, Jerry 70,71,72
 Ramsey, Pete 87,88
 Ramsey, R.D. 86,87,88
 Rankin, Joe 01
 Ratcliff, Donny 83,85
 Rauscher, Bob 36,37,38,39
 Ray, Kirk 09,10,11
 Redman, Brock 01,02,03
 Redman, Courtney 98,99,00
 Reed, David 25,26
 Reed, Mike 05,06,07
 Reese, Bob 67
 Reger, Jeremy 99,00,01
 Regoli, B.J. 73,74,75
 Regoli, Kevin 75,76,77
 Regoli, Mike 71
 Regoli, Randy 78,79,80
 Reinbolt 39,40,41,42
 Renzi, Frank 46
 Respole, Melvin 40,41
 Rhodes 44,45,46
 Richards, John 10
 Richards, John 82
 Richardson 54,55
 Pickens, John 82
 Rieves, Art 50,52
 Rieves, Charles 48,49,50
 Rife, Jeremy 12,13
 Riggs, Jayme 85,86,87
 Rife, Dave 44,45,46
 Ring 46,47
 Ripley 44
 Ripoly, John 43
 Ripoly, Edmund 49,50
 Ritz, Danny 75
 Roan, James 35,36
 Roan, Jim 75,76,77
 Roan, Ralph 33,34
 Roark, Kaitir 12
 Robbins, Clint 99,00,01
 Robbins, David 60,61,62
 Roberts, John 72
 Robinson, Cecil 20,21,22
 Robinson, Clarence 47,48,49,50
 Robinson, Charles 50,51
 Robinson, Don 31,32
 Robinson, Ervin 45,46

FORMER BIG REDS' FOOTBALL PLAYERS

Robinson, Gary 78, 79
Robinson, John 74, 75, 76
Robinson, Mac 37,38,39,40
Robinson, Mark 77, 78
Robinson, Sam 42, 43
Robinson, Tyler 06,07
Robson, Darrell 61, 62
Robson, Jim 60
Robson, Mike 84, 86
Robson, Nathan 05
Robson, Ryan 05
Robson, Roger 58, 59
Rocchio, Anthony 08,09,10
Rocchio, Nick 04,05,06
Roque, Jerry 46
Roscoe, Harold '29
Roscoe, Robert 33,34,35
Rose, Tyler 06,07,08
Roseberry, Blake 05,06,07
Roseberry, Kevin 74, 75, 76
Rosen, Michael 98, 99
Ross, Brendon 10, 11, 12, 13
Ross, Earl 26,28
Ross, Jim 43, 44, 45
Rosser, Charles 29,30,31,32
Roth, Bobby 93, 94, 95
Roth, Kenny 96, 97, 98
Rowley 44
Rowson, Jamie 63
Rowson, Kevin 88, 89
Rowson, Lawrence 45
Roy, William 26,27
Royer, Don 09,10
Rudish 55
Runyan, Billy 93, 94
Runyan, Gary 64
Runyan, Gary 85, 86, 87
Rusciolelli, Harry 39,40,41
Russell 09
Ruthers, Bruce 64
Ruthers, Jordan 97
Ryan, Jerred 03,04,05

S

Sabatina, Albert 29,30,31,32
Sabatino, Julio 45, 46, 47
Sabinski, Alan 65, 66
Sabinski, Jim 84, 85, 86
Sabinski, John 81, 82, 83
Sabonski, Josh 13
Sabinsky, Joe 68, 69
Sadlowski, Chester 35
Sadlowski, Dave 78
Sadlowski, Frank 36,37,38,39
Sadowski, Don 46, 47, 48
Sadowski, Darrell 56
Sadowski, Jim 66, 67
Sadowski, Mike 75, 76, 77
Sadowski, Pat 80, 81, 82
Saffel 46
Salvatera, Arnold 33,34,35,36
Salvatera, Joseph 25,26
Saunders, Rick 86
Schaefer, Tom 68, 69, 70
Schaeffer, Steve 73, 74, 75
Schiffler, Edward 19, 20
Schiffler, Howard 09,10
Schiller, Dick 48, 49, 50
Schiller, John 61, 62, 63
Schleicher, Jeffrey 65
Schmidli, J.J. 95, 96, 97
Schramm, Boyd 18,19
Schramm, Charles 29
Schramm, Dave 50, 51, 52
Schramm, John 81, 82
Schramm, Robert 16
Schramm, Tom 55, 56, 57, 58
Schybat, Derek 13
Scott, Joe 42
Scott, Clark 90, 91, 92
Scott, Kim 71, 72
Seabright, Howard 10
Sechrest, Bob 39,40
Sechrest, Cecil 48, 49, 50
Sechrest, Brian 94, 95, 96
Sechrest, Charles 65, 66, 67
Sechrest, Corey 96, 97, 98
Sechrest, Gary 62, 63, 64
Sechrest, Gene 67, 68
Sechrest, George 67, 68, 69
Sechrest, J. 68
Sechrest, Keith 02,03,04
Sechrest, Kevin 00
Sechrest, Mike 89, 90, 91
Sechrest, Terry 71, 72, 73
Sedgwick, Cy 40,41
SeEVERS, Cory 06,07,08
SeEVERS, Rick 71
SeEVERS, Robbie 67
Seikel, Joe 66, 67, 68
Sellers, Charles 46
Sellers 49
Sells 45
Selmon, Paul 70
Shackleford, Bob 39
Shackleford, Clarence 19, 20
Shaffer, Doug 75, 76, 77
Shallcross, Adam 01,02,03
Shallcross, Brett 97, 98, 99

Shaver, Paul 90
Shepherd, Justin 00,01,02
Shepherd, Kyle 09
Sherman, Gary 56, 57, 58
Sherman, Joe 31,32,33,34
Sherwood, Edward 33,34,35,36
Sherwood, Kelly 68, 69, 70
Sherwood, Matt 98, 99, 00
Sherwood, Mike 64, 65, 66
Sherwood, Russ 60
Shimble, Rich 79, 80, 81
Shimble, Steve 85, 86, 87
Shimko, Ed 40,41,42
Shively, Michael 03,04,05
Shopper, Joe 58, 59, 60
Shreve, Jim 68, 70
Shriver, Mark 80
Shunk, Chuck 83
Shunk, Rich 79, 80, 81
Shunk, Tom 75, 76, 77
Sickles, Herb 50, 51, 52
Siegenthaler, C. 58, 59
Siegenthaler, Cline 49, 50, 52
Silverio, Jeff 90, 92
Simko, Andy 45, 46, 47
Simpson, Lincoln 17,18,19
Simpson, Murray 27
Sims, Clarence 39,40
Sitar, Joe 32,33
Sitar, John 37
Sitar, Kerry 60, 61
Sitar, Larry 65, 66, 67
Sitton, Che 86, 88
Sitton, Dirk 84
Sitton, Marvin 82, 83
Skaggs, Frank 72
Skapik, Richard 61
Sketel, Jim 78, 79, 80
Skorich, Carl 32,33,34,35
Skorich, Nick 36,37,38
Skorich, Paul 42, 43
Skorich, Pete 44, 45, 46
Small, Jim 76
Small, Robert 46, 47
Smelko, Bill 66, 67, 68
Smith, Ben 02,03
Smith, Brent 90, 91, 92
Smith, Brian 90, 91, 92
Smith, Jacob 13
Smith, James 65, 66, 67
Smith, Jared 01
Smith, Rich 89
Smith, Shayne 06,07
Smith, Willard 17
Snedeker, Herb 70
Snell, Braleyn 12, 13
Snell, C.J. 87, 88, 89
Snell, James 26,27,28
Snell, Jim 61, 62, 63
Snell, Mike 66, 67, 68
Snell, Tony 72, 73, 74
Snider, Charles 42
Snider, Clarence 21,22,23
Snider, George 26,27,28
Snider, Ryan 95, 96, 97
Snively, Jack 55
Snively, Mack 19,20
Snyder, Charles 61
Snyder, Floyd 11,12
Snyder, Dan 80, 81, 82
Sochor, Derrick 94, 95, 96
Sochor, Kevin 78, 79
Sochor, Rudy 46
Soland, Dirk 02,03,04
Somerville, Ray 29
Somerville, Doug 02,03,04
Somerville, Frvyn 27
Sonnenwald, Chuck 72
Soos, Mike 04,05,06
Sorvalis, Pete 55, 56
Sostarch, Jim 64, 65, 66
Sparksman, Willie 62, 63, 64
Sparking, Tom 49
Spaur, Billy 03,04
Spencer, Drew 97, 98, 99
Spigarelli, Jim 84, 83
Spigarelli, Mark 85, 86, 87
Spirk, David 64
Spradling, Don 44
Spradling, Luke 04,05,06
Spradling, Jeff 74, 75, 76
Springer, Charles 19
Starett, Charles 19
Stary, Joe 42, 43
Stary, Paul 46
Staskey, Josh 98, 99, 00
St. Clair, Brady 15
St. John, Logan 13
Stead, Todd 82, 83
Steele, Bill 77, 78
Steele, Everett 16,17
Steele, Floyd 59, 60
Steele, Greg 82, 83, 84
Steele, Jeff 82, 83, 84
Steele, J.J. 92
Steele, Jordan 08
Steele, Kenny 58, 59
Stemkowski, Vince 00,01
Stephens, Edwin 30,31
Stevenson, Alex 04,05,06

Stevy, James 00
Stewart, Blaise 98, 99, 00
Stewart, Bob 77, 78
Stewart, Tyler 12
Stillion, Tim 84, 85, 86
St. John, Bob 42, 44
St. John, Richard 61
St. John, Ricky 86, 87, 88
St. John, Wilbert 32,33,34
Stolz, Bruce 64, 65, 66
Stolz, Dirk 86, 87, 88
Stolz, Greg 66, 67, 68
Stolz, Jeff 67, 68, 69
Strahl, Austin 29,30
Strahl, William 34
Strahl, Wimer 39,40,41
Street, Ed 75
Stroble, Charles 45
Strussion, Chris 87
Strussion, Ronnie 57, 58, 59
Strussion, Tom 61
Strussion, Tom 84, 85, 86
Studenic, J. 42
Studenic, Martin 42, 43
Studenic, Steve 42, 43
Suchy, Ernest 60
Sulek, Luke 02,03,04
Sulek, Nick 97, 98, 99
Sullivan 58
Sutton, Bill 46, 47, 48, 49
Sutton, Bill 73, 74, 75
Swallie, Bruce 03,04,05
Swartz, J. 43, 44, 45
Swoyer, Bill 03,04,05
Swoyer, Kevin 90, 91, 92
Sykes, Forrest 31,32,33,34
Sykes, Harry 45, 44

T

Taylor 46
Taylor, Ben 94, 95, 96
Taylor, Bob 69, 70, 71
Taylor, Don 68, 69, 70
Taylor, Donovan 12, 13
Taylor, George 82, 83
Taylor, Kim 70, 71, 72
Taylor, Nathan 96, 97, 98
Taylor, Ty 13
Taylor, Zack 75
Teasdale, Bill 58, 60
Teasdale, Jack 43, 44, 45
Teasdale, Jason 85, 86, 87
Teasdale, Jeff 80, 81, 82
Teater, Tom 78, 79
Tedeschi, Patsy 53, 54
Tedeschi, Pat 84, 85, 86
Tekely, Jeff 81, 82, 83
Tekely, James 49, 50, 51
Telloccio, Columbo 42
Telloccio, Joe 46
Tennant, Mike 84
Terry, Bernard 42
Tharp, Everett 25
Tharp, Bob 79
Thatcher, John 67, 68
Thoburn, Byron 66, 67, 68
Thoburn, Jim 68, 69, 70
Thoburn, Lee 71, 73
Thoburn, Rocky 98, 99, 00
Thoenen, Gene 46
Thoenen, Glenn 24,25,26
Thomas, Bill 49, 50, 51
Thomas, Clyde 55, 56, 57
Thomas, James 41
Thomas, Louis 58, 59
Thomas, Merle 20
Thorn 49
Thornton, Jacob 12
Tiber, Russell 21,22
Ticarich, Joe 91
Timberlake, Bobby 93, 94, 95
Timberlake, Kenny 24
Timberlake, Tim 86, 87, 88
Tipton, Caleb 05
Tobiczyk, Ty 06,07,08
Jobin, Chad 99,00,01
Jobin, Dick 44, 45
Jobin, Edward 33
Jobin, Jack 45, 46, 47
Jobin, Jim 69, 70
Jobin, John 14,15,16
Tolliver, Josh 08,09,10
Tolliver, Derrick 05,06,07
Tolliver, Mike 81, 82
Tomlan, Joe 71, 72, 73
Tomlan, John 74, 75, 76
Tomlan, Mike 73, 74, 75
Totka, George 39,40
Travis, R. 68
Traylinek, John 67
Traylinek, Jordan 04,05,06
Tredway, Cody 12, 13
Trisler, Edward 20,21,22
Trolley, Ed 34,35
Trolley, Nick 51, 52, 53
Tschappat, Albert 17
Tschappat, John 16
Tubaugh, Virgil 47, 48, 49
Tuccio, Larry 70

Tuccio, Pete 44, 45
Tucker, Buddy 85, 86
Tucker, Charles 57, 58, 59, 60
Tucker, Josh 02
Turner, Charles 43, 44, 46
Turner, Charles 59, 60, 61
Turner, Donnie 69
Tuttle, Kasey 08,09
Tuttle, Jason 91, 92, 93
Tuttle, Josh 98, 99
Tuttle, Lowell 49, 50, 51, 52
Tuttle, Cody 01,02,03
Tuttle, Tom 73, 74

U

Upperman, Aaron 01,02

V

Valachovic, Jason 93, 94, 95
Valloric, Jay 86, 87, 88
Valloric, Shawn 91, 92, 93
Valloric, Stephen 22,23,24
Van Camp, Charles 41, 42
VanDyne, Kelly 11,12,13
Vaneck, Carl 46, 47
Vaneck, Jim 46, 47
VanFossen, Don 87
Vannelle, James 31,32,33,34
Vannelle, Richard 78, 79
Vasek, Albert 51, 52, 53
Vasey, David 73, 74, 75
Vasey, Eric 95, 96, 97
Vasey, Glen 82, 83
Vasey, Gregg 92, 93, 94
Vasey, John 70, 71, 72
Vasey, Kerry 78, 79, 80
Vasey, Matt 02,04
Vasey, Randy 80, 81, 82
Vasey, Russell 51
Vasey, Tod 76, 77
Vasey, Trey 97, 98, 99
Vaverka, Joe 29,30,31
Vavra, Tony 39
Velt, Danny 28,29
Velt, George 39,40
Vingia, R. 39
Vingia, Rich 68, 69, 70
Vingia, Tony 94, 95
Vinka 55
Vinka, Anthony 09,10,11
Vinka, Bill 79
Vinka, Dom 11,12,13
Violet, Devin 13
Violet, Keith 93, 94, 95
Violet, Mike 88
Vitalo, Billy 06,07
Vogt, Tom 46, 47
Volleman 31
Volleman, Frederick 36,37

W

Wade, Charles 43,44
Wade, Ike 65, 66, 67
Wade, James 39,40
Wagoner, Henry 15,16,17
Walker, Bernie 58, 59, 60
Walker, Ernie 56, 57, 58
Walker, Rich 81
Walker, Wade 52, 53
Wallace, Bill 05
Wallace, Bob 65, 66, 67
Wallace, Charles 30,31
Wallace, Kelly 77, 78
Wallace, Michael 08,09,10
Wallace, Mike 67, 68, 69
Wallace, Tom 79
Wallace, William 29
Wallner, Derek 03,04
Wallner, Matt 99,00,01
Wallner, Randy 78
Wallner, Rodney 70, 71, 72
Walter, Bryan 04
Walters, Darrin 80
Ward, Devin 08,09,10
Ward, Donald 10
Ward, Justin 03,04,05
Ware, Kurt 08,09,10
Warfield, John 27,28
Warner, Carl 47, 48
Warner, Jeff 72, 73, 74
Warner, Keith 77
Wasko, Jim 68, 70
Wassman, Charles 15
Wassman, Fritz 17
Weber 54
Weber, John 85
Weber, Josh 93, 94, 95
Weber, Ray 82, 83
Weekley, Donnie 78, 79
Weekley, Matt 86
Weekley, Mike 00,01,02
Weekley, Jason 90, 91
Weeks, Chris 97, 98, 99
Weeks, Scott 87, 88
Wehe, Bob 52
Wehe, Robert 27,28

Wells, Charles 71
Wesley, Lawrence 60, 61, 62
West, Bob 74, 75, 76
West, Bobby 98
West, Joe 71
West, Ray 66, 67, 68
West, Seth 95, 96
West, Tyler 11, 12, 13
Westlake, Hunter 11, 12, 13
Wethington, Gilbert 55, 56
Wharton, John 22,23
Whetstone, Juwan 09,11
White 42, 43
White, Chris 90, 91, 92
White, Mark 81, 82
Wiggins, Bob 66, 67, 68
Wiggins, C. 68, 69
Wiggins, Jason 00,01,02
Wiggins, Pete 08,09,10
Wiggins, Roger 78, 79
Wiley, Barney 69, 70, 71
Wiley, Charles 63
Wilkes 53, 55
Walkie, Ronald 59
Willerton, Bob 59, 60, 61
Willis, Bob 45, 46
Williams 42
Williams, Clayton 00,01,02
Williams, Lawrence 25,26,27
Williams, Robby 97, 98
Williams, Tom 66
Williams, Vic 74, 75, 76
Williamson, Harry 53, 54
Wilson, B. 68
Wilson, Dave 71, 72
Wisvari 58
Wisvary 40
Witchey, Floyd 33,34,35,36
Witten, Bernie 46
Wohlgenuth, Leon 29,30,31,32
Wood, John 81
Wooddell, Ken 60, 61
Woods, P.J. 85, 86, 87
Woods, Scott 86, 87, 88
Woolfard, G. 69
Woolfard, Jeff 68, 69, 70
Workman, Homer 42, 43, 44
Wright, Bill 78, 79, 80
Wright, Gary 72, 73, 74
Wright, George 39,40,41
Wright, Harry 73, 74
Wright, Jerry 69, 70
Wright, John 61
Wright, Phillip 65
Wyatt, Bill 59, 60, 61
Wyckoff, Dennis

X

Xenakis, George 70, 71, 72
Xenakis, Paul 63

Y

Yadrick, Tom 42, 43, 44
Yates, Harold 47, 48, 49
Yocum, Tommy 96
Yoho, Glen 80, 81, 82
Yonyon, Larry 62
Yonyon, Russell 97, 93
Yost, Jason 02,03
Yost, Devin 12
Young, Timmy 04,05,06
Young, Jim 51, 52
Youngblood, David 83, 84, 85
Youngblood, James 87, 88, 89
Yourkovich, Lou 39

Z

Zacchini, Hugo 38,39,40,41
Zacchini, Mike 69, 70, 71
Zalesny, Sean 88, 89
Zando, Zach 02
Zatezalo, Pete 36
Zebysinski, John 54, 55, 56
Zerfoss, C.J. 93, 94, 95
Zonker, Mark 88, 89, 90
Zonker, Nathan 06
Zonker, Terry 79, 80, 81
Zuglan, Charles 32,33
Zurek, Larry 55, 56, 57

UPDATED: 07,09,14

The above list includes players from the 1909 to 2013 teams. These names were gathered from old football programs and Beljuans, and many were incomplete or inaccurate in their listings. We understand that, and hope you do also. Should you know of an error -- in spelling, name, or year -- please contact Tom Rataiczak (391.2930) and we'll get them corrected for the 2015 program.

SCORING SEASON - BY - SEASON LEADERS PASSING

Year	Player	TD	2PT	1PT	FG	Safety	Total
1995	Richie Mamie	34	6				216
2006	Trey Masciarelli	20					120
1997	Clint Lekanudos	20					120
1954	Jim Nemece	19					114
1970	Ron Lee						108
2005	Trey Masciarelli	17					102
1991	Mike Sechrest	17					102
2010	Devin Ward	16	1				98
1996	Clint Lekanudos	16	1				98
1988	Joey Galloway	15	3				96
1994	Scott Pitts	15	1				92
1992	John Calhoun	15					90
2003	Mike Fisher	14					84
1976	Jeff Dye	13	1				80
2013	Nick Patrone	12					72
2012	Nick Maffe	12					72
1980	Mike Materkoski	12					72
1998	Kenny Roth	12					72
1975	Jeff Dye	10	4				68
2000	Courtney Redman	11					66
2004	Scott Antonik	9	1				56
1989	Joey Galloway	9	1				56
1982	Mike Materkoski	4	13	6			55
2011	Manny Ray	9					54
2011	Juwan Whetstone	9					54
2008	Ty Tobczyk	9					54
1981	Mike Materkoski	9					54
1993	Scott Pitts	9					54
1953	Jim Nemece	9					54
1987	Phil Green	8	1				50
2002	Brock Redman	8					48
1983	John Sabinsky	8					48
1999	Frankie Hibbits	7	1				44
1999	Tony Lekanudos	7	1				44
1984	Scot Maffe	7	1				44
1974	Dave Perzanowski	6	3				42
1978	Dirk Fitch	6	1				38
1985	Phil Green	6	1				38
2009	Ryan Feller	6					36
2001	Jeremie Reger	6					36
1986	Tom Strussion	6					36
1990	Hedy Heatherington	5					30
2007	Anthony Hocker	4	2				28
1979	Pete Perzanowski	4					24
1977	Rich Materkoski	3	1				20

Based on number **UPDATED: 07.09.14**
 Statistics supplied by Al Olexa, dating back to 1974.

Year	Player	Att	Comp	%	Yds	Int	TD
1995	Jose Davis	406	253	62.3	3551	11	32
2006	Nick Rocchio	341	198	58.1	3353	15	44
2012	Spencer Badia	387	212	54.8	3001	13	24
1997	Ty Masciarelli	267	155	58.1	2950	7	33
2005	Nate Davis	330	184	55.8	2740	10	35
1996	Ty Masciarelli	303	163	53.8	2554	12	24
2011	Spencer Badia	293	150	51.2	2346	16	26
2010	Anthony Rocchio	290	163	56.2	2318	11	27
2003	Nate Davis	302	127	42.1	2309	7	24
2004	Nate Davis	293	143	48.8	2296	10	22
2013	Spencer Badia	281	164	58.4	2265	8	28
1997	Chris Lednik	242	129	53.3	2022	6	20
1999	Matt Materkoski	242	137	56.6	1998	3	22
1988	Scott Woods	199	104	52.3	1906	10	21
1993	Jose Davis	213	115	54.0	1753	7	13
2000	Matt Materkoski	219	109	49.8	1626	8	15
1992	Mike Call	159	88	55.3	1582	8	18
1994	Jose Davis	171	87	50.9	1465	9	15
1990	Chad Magistro	200	96	48.0	1437	10	12
1966	Mike Sherwood				1400		
1987	Scott Woods	181	79	43.6	1392	12	13
2009	Ryan Feller	199	107	53.8	1334	9	6
2008	Ryan Feller	145	76	52.4	1327	3	15
1984	Scot Maffe	176	75	42.6	1318	15	8
2007	Ryan Feller	171	85	49.7	1138	18	8
2002	Dom Liberati	205	78	38.0	1134	12	7
1983	Mike Balsei	147	67	45.6	1084	12	9
1989	Chad Magistro	162	78	48.1	1021	9	6
1986	Scott Woods	167	67	40.1	954	9	6
2001	Matt Wallner	141	57	40.4	885	9	8
1985	David Calagis	144	55	38.2	793	14	5
1982	Jim Piatt	125	48	38.4	660	5	8
1991	Mike Call	101	38	37.6	533	7	2
1975	Tom Dobson	76	29	38.2	470	3	10
1976	Garry Price	78	24	30.8	448	8	2
1978	Joe Campbell	70	28	40.0	400	7	1
1977	Vince Mehl	84	31	36.9	385	8	4
1980	Jim Sketel	66	18	27.3	363	10	1
1974	Joe Masciarelli	84	33	39.3	354	6	4
1979	Jim Sketel	111	32	28.8	276	8	3
1981	Todd Fitch	49	13	26.5	150	6	4

Based on yardage **UPDATED: 07.09.14**
 Statistics supplied by Al Olexa, dating back to 1974.

2014 BRANDON LAUGHMAN
 10 60

2014 TYSON CAMSKEY
 12 - 67 - 55.4 - 714 - 9 - 5

RECEIVING

SEASON - BY - SEASON LEADERS

RUSHING

Year	Name	No.	Yds.	Avg.	TDS	Year	Name	No.	Yds.	Avg.	TD
2006	Trey Masciarelli	68	1420	20.9	20	1995	Richie Mamie	212	1335	6.3	28
1997	Richie Materkoski	58	1334	23.0	10	1993	Scott Pitts	210	1075	5.1	8
2010	Devin Ward	68	1083	15.9	16	1963	Paul Xenakis		1058		
2012	Nick Patrone	66	1009	15.3	7	1970	Ron Lee		989		
2008	Ty Tobiczyk	38	976	25.7	9	1976	Jeff Dye	194	963	5.0	13
1988	Joey Galloway	43	973	22.6	13	1987	Mike Honeycutt	181	915	5.1	7
1993	Scott Coyne	61	967	15.9	7	1996	Clint Lekanudos	179	904	5.1	13
1995	Dusty Kinder	54	879	16.3	12	1980	Mike Materkoski	201	879	4.4	12
1996	Ben Taylor	59	817	13.8	8	2000	Courtney Redman	124	874	7.0	11
2004	Eric Kaplan	45	785	17.4	6	1997	Kenny Roth	145	856	5.9	10
2005	Trey Masciarelli	41	771	18.8	16	1975	Jeff Dye	155	855	5.5	10
1987	Joey Galloway	33	753	22.8	8	1988	Mike Honeycutt	109	848	7.8	9
2011	Juwan Whetstone	29	729	25.1	9	1997	Clint Lekanudos	110	848	7.7	15
2013	Nick Patrone	44	727	16.5	10	2003	Mike Fisher	122	828	6.8	8
1984	Todd Kinder	32	726	22.7	6	1992	John Calhoun	163	818	5.0	15
1992	Scott Coyne	35	701	20.0	11	2004	Jayson Keyser	124	790	6.4	7
2003	Maurice Jeffreys	38	694	18.3	7	1986	Phil Green	135	742	5.5	5
1986	Tom Strussion	35	638	18.2	5	1978	Dirk Fitch	159	739	4.6	6
1989	Joey Galloway	32	608	19.0	6	1994	Scott Pitts	140	718	5.1	11
1999	Drew Spencer	30	608	20.3	5	1974	Dave Perzanowski	191	709	3.7	5
1990	Hedy Heatherington	28	584	20.9	4	1981	Bobby Hocker	161	703	4.4	5
1997	Quinn Campbell	30	472	15.7	5	2002	Brock Redman	150	698	4.7	8
2001	Josh Baldwin	20	412	20.6	3	1985	Phil Green	125	663	5.3	5
1983	Scot Maffe	17	381	22.4	3	1979	Pete Perzanowski	141	643	4.6	4
2000	Josh Baldwin	19	378	19.9	4	1989	Ezan Ellsworth	142	625	4.4	2
1994	Dusty Kinder	20	352	17.6	2	2006	Aaron Crow	96	622	6.5	2
2009	Casey Davis	23	333	14.5	1	1983	John Sabinsky	168	606	3.6	6
1985	Don Ratcliffe	15	332	21.1	4	2008	Tyler Barnes	109	598	5.5	5
2002	Hyan Padgett	13	274	21.1	1	2013	Brandon Laughman	95	586	6.2	3
2007	Billy Vitale	28	262	9.4	2	2005	Jayson Keyser	99	539	5.4	10
1975	Kevin Roseberry	15	246	16.4	7	2012	Nick Maffe	94	527	5.6	10
1976	Kevin Roseberry	10	220	22.0	1	2011	Josh Davis	89	517	5.8	3
1977	Brian Dawson	16	215	13.4	2	1977	Mike Sadowski	132	498	3.8	3
1991	Chris Honeycutt	13	196	15.1	0	1982	Mike Materkoski	115	490	4.3	4
1974	Dave Frizzi	14	174	12.4	1	1990	Chis Honeycutt	131	460	3.5	1
1982	Mike Kahl	16	170	10.6	1	1991	Chris Honeycutt	85	419	4.9	2
1980	Jeff Nelson	6	169	28.2	1	2001	Jeremie Reger	104	415	4.0	5
1979	Pete Perzanowski	12	94	7.8	0	1999	Aub Nolan	84	396	4.7	3
1978	Ed Davis	11	91	8.3	0	1984	Scott Blumling	92	379	4.1	6
1981	Alan Putinsky	5	52	10.4	3	2010	Josh Davis	80	288	3.6	2
						2009	Brandon Bell	54	277	5.1	3
						2007	Erik Canter	80	274	3.4	1

Based on yardage
 Statistics supplied by AI Olexa, dating back to 1974. **UPDATED: 07.09.14**

Based on yardage
 Statistics supplied by AI Olexa, dating back to 1974. **UPDATED: 07.09.14**

TYLER WEST 19 - 300 - 15.8 - 3

BRANDON LAUGHMAN
 203 - 1082 - 5.3 - 9

SEASON - BY - SEASON LEADERS

TACKLES

Year	Name	UT	AT	Total
1994	Richie Mamie	20	176	196
1996	Ben Taylor	47	145	192
2006	Jordan Traylinek	70	113	183
1995	Richie Mamie	43	127	170
1993	Richie Mamie	35	114	149
1985	Mark Doyle	46	97	143
1975	Lance Mehl	39	104	143
1969	Bob Kreiter			140
2005	Frederick Kimbro	50	87	137
2003	Scott Antonik	69	58	127
1997	Nathan Taylor	23	104	127
2007	Aaron Porter	50	76	126
1974	Lance Mehl	31	92	123
1978	Chuck Mehl	32	90	122
1976	Rich Materkoski	27	95	122
1977	Doug Shaffer	28	88	116
2010	Josh Tolliver	84	31	115
1991	Brent Smith	12	99	111
1979	Chuck Mehl	28	82	110
2004	Frederick Kimbro	28	80	108
1997	Jimmy Preston	17	87	104
1984	Mark Doyle	35	68	103
2012	Nick Maffe	74	27	101
2013	Kenny Hess	86	13	99
1992	Brent Smith	18	81	99
1983	Dirk Pica	33	64	97
2011	Josh Davis	90	6	96
2011	Christian Edmond	81	15	96
1999	Roger Peters	33	63	96
2002	Bryan Mancini	23	73	96
1990	Shannon Pitts	19	77	96
2009	Josh Tolliver	66	24	90
1989	Mark Zonker	18	71	89
2000	Rocky Thoburn	38	48	86
2008	Dylan Garloch	38	45	83
1982	Roger Kinder	14	67	81
1980	Trey Duffy	27	53	80
1986	Rick Gianangeli	20	58	78
1987	Pete Woods	29	47	76
1981	Terry Zonker	20	50	70
2001	Benji Littell	28	23	51
2001	Maurice Jeffreys	27	24	51
1988	Charles Castricone	23	24	47
1988	George Hinton	23	24	47

Based on number

UPDATED: 07.09.14

Statistics supplied by Al Olexa, dating back to 1974.

A VERY SPECIAL THANK YOU TO AL OLEXA FOR HIS EFFORTS IN COMPILING THESE STATISTICS FOR THE PAST 30+ YEARS. WE ARE IN THE ONGOING PROCESS OF REDOING THE FOOTBALL RECORDS, AND WILL PROBABLY BE MAKING SEVERAL ERRORS. SHOULD YOU FIND ANY OR CAN PRODUCE WRITTEN PROOF OF PERFORMANCES BEFORE 1974, PLEASE CONTACT TOM RATAICZAK AT 391.2930.

AUSTIN McCaville
99 19 118

SEASON - SCORING

Year	Player	TD	2PT	1PT	FG	Safety	Total	Year	Player	TD	2PT	1PT	FG	Safety	Total
1995	Richie Mamie	34	6				216	2003	Maurice Jeffreys	7					42
2006	Trey Masciarelli	20					120	2003	Ryan Padgett	7					42
1997	Clint Lekanudos	20					120	1997	Ryan Snider	7					42
1954	Jim Nemece						115	1996	Derrick Sochor	7					42
1970	Ron Lee						108	1998	Drew Spencer	7					42
2005	Trey Masciarelli	17					102	1993	Shawn Valloric	7					42
1991	Mike Sechrest	17					102	1974	Dave Perzanowski	6	3				42
2010	Devin Ward	16	2				98	1980	Mark Marchese	0	0	17	8		41
1996	Clint Lekanudos	16	1				98	1995	Ben Taylor	4	8				40
1988	Joey Galloway	15	3				96	1981	Mark Marchese	0	0	22	6		40
2006	Jayson Keyser	15	1			1	94	1984	Scott Blumling	6	1				38
1994	Scott Pitts	15	1				92	1978	Dirk Fitch	6	1				38
1992	John Calhoun	15					90	1985	Phil Green	6	1				38
2005	Jayson Keyser	14	2				88	2004	Keith Sechrest			31	2		37
2003	Mike Fisher	14					84	2013	Kenny Hess	6					36
1976	Jeff Dye	13	1				80	2011	Josh Davis	6					36
2005	Nate Davis	13					78	2009	Ryan Feller	6					36
1995	Dusty Kinder	12	3				78	2006	Aaron Crow	6					36
2013	Nick Patrone	12					72	2005	Artis Johnson	6					36
2012	Nick Maffe	12					72	2004	Eric Kaplan	6					36
2006	Nick Rocchio	12					72	1984	Todd Kinder	6					36
1997	Ty Masciarelli	12					72	1999	Drew Spencer	6					36
1980	Mike Materkoski	12					72	2001	Jeremie Reger	6					36
1998	Kenny Roth	12					72	2000	Vince Stemkoski	6					36
1988	Mike Honeycutt	11	2				70	1986	Tom Strussion	6					36
1995	Jose Davis	10	5				70	1974	Joe Masciarelli	5	2				34
2006	Nick Perko			52	5	1	69	1994	Bob Roth	5	2				34
1992	Scott Coyne	11	1				68	2003	Keith Sechrest			34			34
1975	Jeff Dye	10	4				68	1994	Mark Mason	2		21			33
1997	Quinn Campbell	11					66	1993	JR Hall			21	4		33
1994	Richie Mamie	11					66	2000	Clayton Williams			27	2		33
1997	Richie Materkoski	11					66	2009	Levi Crozier	5	2				32
2000	Courtney Redman	11					66	1998	Quinn Campbell	5	1				32
1997	Ken Roth	11					66	1982	Glen Yoho	5	1				32
2012	Dalton Conroy			34	9		61	1988	John LaRoche	2	1	18			32
2000	Matt Materkoski	9	2	1			59	1985	Bryan Ramsay	1		7	6		31
2004	Scott Antonik	9	1				56	1999	Justin Homer			25	2		31
1989	Joey Galloway	9	1				56	2013	Tyler West	5					30
1997	Justin Homer			55			55	2012	Quinton Crosby	5					30
1982	Mike Materkoski	4		13	6		55	2012	Hunter Westlake	5					30
2013	Hunter Westlake	9					54	2011	Dalton Conroy			28	4		30
2011	Juwan Whetstone	9					54	2010	Charles Myers	5					30
2011	Manny Ray	9					54	2008	Tyler Barnes	5					30
2008	Ty Tobiczuk	9					54	2008	Levi Crozier	5					30
1981	Mike Materkoski	9					54	2006	Timmy Young	5					30
1993	Scott Pitts	9					54	2005	Andrew Bobka	5					30
1996	Ben Taylor	8	3				54	1993	Casey Coyne	5					30
1953	Jim Nemece	9					54	2004	Mike Fisher	5					30
2005	Nick Perko			52			52	1986	Phil Green	5					30
2013	Cody LaRoche			36	5		51	1990	Hedy Heatherington	5					30
1987	Phil Green	8	1				50	1981	Bobby Hocker	5					30
1995	Bob Roth	8	1				50	2003	Alan Kaplan	5					30
1996	Ty Masciarelli	8	1				50	1998	Tony Lekanudos	5					30
1975	Kevin Roseberry	7	1	3	1		50	1996	Richie Materkoski	5					30
2011	Charles Myers	8					48	1999	Joey Mosslander	5					30
1993	Scott Coyne	8					48	1996	Justin Homer			27	1		30
2003	Nate Davis	8					48	1999	Aub Nolan	5					30
2004	Nate Davis	8					48	2007	Anthony Hocker	4	2				28
1987	Joey Galloway	8					48	1992	Mike Dunfee	4	2				28
2002	Brock Redman	8					48	1978	Joe Campbell	2		7	3		28
1983	John Sabinsky	8					48	1998	Justin Homer			24	1		27
1987	Scott Woods	7	3				48	2008	Ross Fuller			20	2		26
1999	Frankie Hibbits	7	1				44	2002	Dom Liberati	4	1				26
2004	Jayson Keyser	7	1				44	1995	Bob Timberlake	4	1				26
1999	Tony Lekanudos	7	1				44	1981	Terry Zonker	4	1				26
1984	Scot Maffe	7	1				44	1992	J R Hall			26			26
2003	Brock Redman	7	1				44								
1988	Che Sitton	7	1				44								
2013	Brendon Ross	7					42								
2012	Nick Patrone	7					42								
2010	Josh Davis	7					42								

Minimum: 26 points; based on points scored
 UPDATED: 07.09.14

BRANDEN LAUGHMAN 10 60
 CODEY LAROCHE - 4 18 - - 30
 TYLER WEST 5 30

BRAVEN SWELL 5 30

SEASON - TACKLES

Year	Name	UT	AT	Total	Year	Name	UT	AT	Total
1994	Richie Mamie	20	176	196	1996	Grant Allen	24	60	84
1996	Ben Taylor	47	145	192	2008	Dylan Garloch	38	45	83
2006	Jordan Traylinek	70	113	183	1983	John Buddenberg	22	61	83
1996	Jeremy Lemley	20	156	176	2000	Benji Littell	11	72	83
1995	Richie Mamie	43	127	170	2008	Zach Manning	38	44	82
1993	Richie Mamie	35	114	149	2000	Tommy Mamie	23	59	82
2006	Ross Johnson	47	101	148	2000	Sean Huston	22	60	82
1985	Mark Doyle	46	97	143	1996	Mike Banig	7	75	82
1975	Lance Mehl	39	104	143	1995	Grant Allen	26	55	81
1969	Bob Kreiter			140	1998	Justin Lagon	21	60	81
2005	Frederick Kimbro	50	87	137	1997	Ryan Snider	17	64	81
2005	Jordan Traylinek	39	89	128	1982	Roger Kinder	14	67	81
2003	Scott Antonik	69	58	127	1980	Trey Duffy	27	53	80
1998	Nathan Taylor	23	104	127	1992	Tim McCabe	13	67	80
2007	Aaron Porter	50	76	126	1989	Marcus Raine	13	67	80
1974	Lance Mehl	31	92	123	1982	Dirk Pica	25	55	80
1978	Chuck Mehl	32	90	122	1995	Jason Myers	11	69	80
1976	Rich Materkoski	27	95	122	2007	Tyler Robinson	27	52	79
1994	Bob Roth	24	97	121	1986	Rick Gianangeli	20	58	78
2005	Ty Hess	57	62	119	1990	Jason Miller	13	64	77
1977	Doug Shaffer	28	88	116	2012	Abhay Horvath	56	21	77
1998	Jeremy Koci	26	90	116	2000	Dustin Barnes	34	42	76
1975	Bryan Regoli	21	95	116	1987	Pete Woods	29	47	76
2010	Josh Tolliver	84	31	115	1982	Danny Snyder	24	52	76
2003	Bryan Mancini	55	58	113	2000	Matt Frizzi	20	56	76
1976	Bob Davis	26	85	111	1991	Tim McCabe	15	61	76
1996	Chas Call	20	91	111	1997	Chad Kaldor	13	63	76
1991	Brent Smith	12	99	111	1998	Robby Williams	7	69	76
1979	Chuck Mehl	28	82	110	1986	Chuck Clark	17	58	75
2006	Mike Reed	30	78	108	2013	Austin McConville	67	7	74
2004	Frederick Kimbro	28	80	108	2012	Logan Koshenka	62	11	73
1998	Roger Peters	11	95	106	2008	Joe Honeywell	32	41	73
1978	Gary Materkoski	24	81	105	1976	Dale Adams	11	62	73
1993	JR Hall	28	76	104	2010	Anthony Vinka	60	12	72
1997	Jimmy Preston	17	87	104	2007	Anthony Fry	24	48	72
1984	Mark Doyle	35	68	103	1990	Mike Sechrest	23	49	72
1984	Scott Blumling	26	77	103	2000	James Stevey	10	62	72
1979	Trey Duffy	24	78	102	2006	Jayson Keyser	36	35	71
2012	Nick Maffe	74	27	101	2006	Nick Perko	23	48	71
2013	Kenny Hess	86	13	99	1987	Chad Mehl	21	50	71
1992	Brent Smith	18	81	99	1990	Norman Ayers	17	54	71
1983	Dirk Pica	33	64	97	1994	Ben Taylor	17	54	71
2011	Josh Davis	90	6	96	1991	Mike Sechrest	13	58	71
2011	Christian Edmond	81	15	96	1991	Shane Pitts	6	65	71
2004	Scott Antonik	33	63	96	1981	Terry Zonker	20	50	70
1999	Roger Peters	33	63	96	1996	John Keller	11	59	70
2002	Bryan Mancini	23	73	96	2007	Mike Reed	22	47	69
1990	Shannon Pitts	19	77	96	2004	Luke Sulek	29	40	69
1995	Bob Roth	7	88	95	1980	Rocky DeBlasis	14	55	69
2013	Dom Vinka	79	14	93	1998	Jake Doyle	12	57	69
2006	Dustin Bruce	30	63	93	1990	Calvin Palian	12	57	69
2005	Chad Brandon	43	50	93	2005	Adam Jones	17	51	68
1974	Bryan Regoli	20	72	92	1991	Brian Smith	8	60	68
1997	Nathan Taylor	15	77	92	2013	Wyatt Back	50	17	67
2009	Josh Tolliver	66	24	90	2005	Ross Johnson	28	39	67
2005	Jared Booth	30	60	90	2003	TJ Ney	27	40	67
1999	Tommy Mamie	18	72	90	1992	Chris White	12	55	67
1985	Scott Blumling	17	73	90	1991	Shannon Pitts	11	56	67
1995	Josh Weber	6	84	90	1994	Dusty Holt	10	57	67
2013	Myliet Green	75	14	89	1975	Bob Davis	8	59	67
2006	Aaron Crow	42	47	89					
1989	Mark Zonker	18	71	89					
1996	Derrick Sochor	31	57	88					
1996	Brian Sechrest	16	71	87					
2000	Rocky Thoburn	38	48	86					
2002	Clay Boston	29	57	86					
2004	Jordan Traylinek	26	60	86					
1985	Bill Cieslewski	18	68	86					
1974	Gary Johnson	17	69	86					
1995	Ben Taylor	17	68	85					
1995	Dusty Kinder	13	72	85					

Minimum: 67 tackles

UPDATED 07.09.14

AUSTIN Mc CONVILLE 99 19 118
 JUSTIN W KEYSER 64 11 75

SEASON - RECEIVING

Year	Name	No.	Yds.	Avg.	TDS	Year	Name	No.	Yds.	Avg.	TDS
2006	Trey Masciarelli	68	1420	20.9	20	2001	Vince Stemkoski	17	272	16.0	2
1997	Richie Materkoski	58	1334	23.0	10	1998	Ken Roth	17	272	16.0	2
2010	Devin Ward	68	1083	15.9	16	2012	Nick Maffe	25	267	10.7	2
2012	Nick Patrone	66	1009	15.3	7	1997	Quinn Campbell	19	264	13.9	6
2008	Ty Tobiczky	38	976	25.7	9	2000	Rocky Thoburn	19	262	13.8	3
1988	Joey Galloway	43	973	22.6	13	2007	Billy Vitale	28	262	9.4	2
1993	Scott Coyne	61	967	15.9	7	2005	Artis Johnson	24	255	10.6	1
1995	Dusty Kinder	54	879	16.3	12	1993	Scott Pitts	24	255	10.6	1
1995	Ben Taylor	70	824	11.8	4	1984	Jeff Frey	15	253	16.9	0
1996	Ben Taylor	59	817	13.8	8	1987	John LaRoche	13	247	19.0	0
2004	Eric Kaplan	45	785	17.4	6	1975	Kevin Roseberry	15	246	16.4	7
2005	Trey Masciarelli	41	771	18.8	16	2003	Josh Fisher	10	244	24.4	2
1987	Joey Galloway	33	753	22.8	8	2007	Kevin Dobson	17	243	14.3	3
2011	Juwan Whetstone	29	729	25.1	9	1994	Scott Pitts	14	242	17.3	4
2013	Nick Patrone	44	727	16.5	10	2013	Tyler West	18	237	13.2	1
1984	Todd Kinder	32	726	22.7	6	2013	Hunter Westlake	25	233	9.3	3
1992	Scott Coyne	35	701	20.0	11	1993	Shawn Valloric	9	226	25.1	2
2003	Maurice Jeffreys	38	694	18.3	7	2011	Josh Davis	19	224	11.8	2
2003	Ryan Padgett	35	645	18.4	7	1998	Jason Preston	14	223	15.9	0
1986	Tom Strussion	35	638	18.2	5	2006	Nick Liberati	14	222	15.9	1
1989	Joey Galloway	32	608	19.0	6	1999	Aub Nolan	23	222	9.7	2
1999	Drew Spencer	30	608	20.3	5	1990	Chug Horne	17	222	13.1	1
2013	Kenny Hess	37	594	16.1	6	1992	Mike Dunfee	12	221	18.4	4
1988	Che Sitton	32	588	18.4	6	2009	Brandon Bell	27	220	8.1	0
1990	Hedy Heatherington	28	584	20.9	4	1976	Kevin Roseberry	10	220	22.0	1
2012	Quinton Crosby	41	580	14.1	5	2007	Ty Tobiczky	17	216	12.7	1
2011	Chuck Myers	33	576	17.5	7	1977	Brian Dawson	16	215	13.4	2
2011	Manny Ray	41	568	13.9	7	2006	Ty Tobiczky	12	214	17.8	2
1995	Richie Mamie	36	561	15.6	6	1994	Richie Mamie	11	211	19.2	2
2004	Scott Antonik	38	556	14.6	9	1986	Mark Mynek	14	209	14.9	0
1999	Frank Hibbits	36	545	15.1	7	2004	Todd Coyne	12	208	17.3	3
2006	Jayson Keyser	36	520	14.4	8	2002	Mike Fisher	16	205	12.8	1
1995	Bob Roth	46	517	11.2	5	2011	Nick Patrone	22	204	9.3	1
1997	Clint Lekanudos	28	512	18.3	5	2005	Jayson Keyser	15	204	13.6	2
2012	Kenny Hess	33	503	15.2	4	1989	John Patrone	13	203	15.6	2
2012	Hunter Westlake	31	492	15.9	4	2001	Ben Doyle	18	202	11.2	1
1996	Chas Call	27	492	18.2	1	2007	Kevi Crozier	12	199	16.6	1
1998	Quinn Campbell	30	472	15.7	5	1983	Glen Dawson	15	197	13.1	2
2003	Mike Fisher	27	471	17.4	6	1991	Chris Honeycutt	13	196	15.1	0
2013	Brendon Ross	34	461	13.6	7	2005	Tim Young	10	195	19.5	2
2010	Manny Ray	41	461	11.2	2	2000	Don Abbuhl	9	195	21.7	0
2005	Eric Padgett	24	443	18.5	3	2002	Jason Wiggins	13	194	14.9	0
1999	Tony Lekanudos	28	422	15.1	7	1995	Jerry Ammirante	10	188	18.8	0
2001	Josh Baldwin	20	412	20.6	3	1983	John Sabinsky	10	188	18.8	2
1998	Drew Spencer	25	401	16.0	6	2002	Maurice Jeffreys	10	185	18.5	1
1997	Ryan Snider	23	397	17.3	7	2009	Trevor Bobka	17	182	10.7	0
1995	Bob Timberlake	25	396	15.8	4	1990	David Ice	12	181	15.1	1
2010	Charles Myers	16	382	23.9	5	1990	Mike Sechrest	16	180	11.3	3
1983	Scot Maffe	17	381	22.4	3	2004	Mike Fisher	15	179	11.9	2
1992	Tim McCabe	23	380	16.5	2	1997	Dave DeLong	9	178	19.8	1
2000	Josh Baldwin	19	378	19.9	4	1974	Dave Frizzi	14	174	12.4	1
2008	Levi Crozier	24	357	14.9	5	2005	Luca Magistro	6	174	29.0	1
2006	Aaron Crow	32	357	11.2	4	1998	Eric Driscoll	11	172	15.6	1
1994	Dusty Kinder	20	352	17.6	2	1982	Mike Kahl	16	170	10.6	1
2006	Timmy Young	25	351	14.0	5	1998	Tony Lekanudos	10	169	16.9	5
2007	Anthony Hocker	19	337	17.7	4	1980	Jeff Nelson	6	169	28.2	1
1996	Grant Allen	16	335	20.9	3	1991	Mike Sechrest	14	168	12.0	3
2009	Casey Davis	23	333	14.5	1	1986	Jim Sabinsky	15	168	11.2	2
1985	Don Ratcliffe	15	332	21.1	4	2005	Andrew Bobka	16	164	10.3	3
2009	Levi Crozier	31	329	10.6	5	1980	Jeff Carman	13	163	12.5	3
2008	Anthony Hocker	18	314	17.4	1	2000	Benji Littell	18	161	8.9	1
2004	Andrew Bobka	16	309	19.3	3	1997	Frank Hibbits	11	160	14.5	1
2005	Todd Coyne	26	304	11.7	4	1997	Ken Roth	9	160	17.8	1
1996	Clint Lekanudos	26	304	11.7	2	2007	Nick Liberati	14	159	11.4	0
1996	Derrick Sochor	9	303	33.7	6	2008	Tyler Rose	12	156	13.0	1
2000	Vince Stemkoski	13	297	22.8	6	1998	Frank Hibbits	13	152	11.7	1
1988	John LaRoche	16	295	18.4	2	1985	David Youngblood	13	157	12.1	0
2006	Kyle Barnes	10	291	29.1	3	1983	Todd Kinder	15	152	10.1	1
1994	Bob Timberlake	16	291	18.2	4	2005	Chad Brandon	6	150	25.0	2
1996	Richie Materkoski	26	276	10.6	2	1994	Bob Roth	11	148	13.5	1
2002	Ryan Padgett	13	274	21.1	1						

TYLER WEST 19 300 15.8 3
 BRALEN SWELL 30 299 10.0 4
 JAYSON KEYSER 15 201 13.4 0

Minimum: 148 yards
 UPDATED: 07.09.14

SEASON - RUSHING

Year	Name	No.	Yds.	Avg.	TD	Year	Name	No.	Yds	Avg.	TD
1995	Richie Mamie	212	1335	6.3	28	1995	Jose Davis	102	307	3.0	10
1954	Jim Nemeec		1200			2014	Tyler West	45	301	6.7	4
1993	Scott Pitts	210	1075	5.1	8	1992	Scott Pitts	57	299	5.2	2
1963	Paul Xenakis		1058			1994	Richie Mamie	42	299	7.1	8
1970	Ron Lee		989			1984	Scot Maffe	114	297	2.6	7
1976	Jeff Dye	194	963	5.0	13	1994	Bob Roth	38	296	7.8	2
1987	Mike Honeycutt	181	915	5.1	7	2006	Nick Rocchio	103	290	2.8	12
1996	Clint Lekanudos	179	904	5.1	13	2010	Josh Davis	80	288	3.6	2
1980	Mike Materkoski	201	879	4.4	12	2006	Jayson Keyser	57	288	5.1	4
2000	Courtney Redman	124	874	7.0	11	1996	Richie Materkoski	51	282	5.5	3
1997	Kenny Roth	145	856	5.9	10	2009	Brandon Bell	54	277	5.1	3
1975	Jeff Dye	155	855	5.5	10	2007	Erik Canter	80	274	3.4	1
1988	Mike Honeycutt	109	848	7.8	9	1999	Matt Materkoski	77	273	3.5	2
1997	Clint Lekanudos	110	848	7.7	15	1981	Ernie Blazek	51	272	5.3	0
2003	Mike Fisher	122	828	6.8	8	1977	Dirk Fitch	57	272	4.8	1
1992	John Calhoun	163	818	5.0	15	1976	Rodney Johnson	75	263	3.5	1
2004	Jayson Keyser	124	790	6.4	7	1994	Casey Coyne	44	257	5.8	2
1986	Phil Green	135	742	5.5	5	1984	David Youngblood	76	257	3.4	1
1978	Dirk Fitch	159	739	4.6	6	1999	Joey Mosslander	58	249	4.3	4
1994	Scott Pitts	140	718	5.1	11	2002	Alan Kaplan	49	246	5.0	2
1995	Bob Roth	113	711	6.3	3	2009	Trevor Bobka	70	245	3.5	3
1974	Dave Perzanowski	191	709	3.7	5	1975	Keith Materkoski	60	234	3.9	1
1981	Bobby Hocker	161	703	4.4	5	2009	Ryan Feller	105	232	2.2	6
2002	Brock Redman	150	698	4.7	8	2010	Manny Ray	41	228	5.7	2
1985	Phil Green	125	663	5.3	5	2003	Ben Smith	46	222	4.8	2
1979	Pete Perzanowski	141	643	4.6	4	2006	Artis Johnson	39	214	5.5	0
1989	Ezan Ellsworth	142	625	4.4	2	1975	Rodney Johnson	72	213	3.0	3
2006	Aaron Crow	96	622	6.5	2	1985	David Youngblood	31	212	6.8	0
2003	Alan Kaplan	98	617	6.3	5	2008	Ryan Feller	62	203	3.3	2
1983	John Sabinsky	168	606	3.6	6						
2008	Tyler Barnes	109	598	5.5	5						
2003	Brock Redman	71	587	8.3	7						
2013	Brandon Laughman	95	586	6.2	3						
1997	Ken Roth	80	583	7.3	10						
1979	Darrell Hocker	125	567	4.5	2						
2000	Matt Materkoski	131	551	4.2	9						
2005	Jayson Keyser	99	539	5.4	10						
2012	Nick Maffe	94	527	5.6	10						
2005	Artis Johnson	97	521	5.4	5						
2011	Josh Davis	89	517	5.8	3						
1977	Mike Sadowski	132	498	3.8	3						
1982	Mike Materkoski	115	490	4.3	4						
1988	Ezan Ellsworth	96	472	4.9	4						
1990	Chris Honeycutt	131	460	3.5	1						
1993	Casey Coyne	82	454	5.5	5						
1976	Bob Exner	78	443	5.7	2						
1981	Terry Zonker	82	432	5.3	3						
1982	Glen Yoho	85	431	5.1	4						
2004	Artis Johnson	89	421	4.7	2						
1991	Chris Honeycutt	85	419	4.9	2						
2001	Jeremie Reger	104	415	4.0	5						
1991	Mike Sechrest	99	411	4.2	13						
1991	John Calhoun	106	409	3.9	0						
1997	Ty Masciarelli	93	404	4.3	12						
1999	Aub Nolan	84	396	4.7	3						
1981	Mike Materkoski	106	390	3.7	9						
2005	Nate Davis	83	389	4.7	13						
1987	Phil Green	71	388	5.5	5						
1984	Scott Blumling	92	379	4.1	6						
2013	Hunter Westlake	40	374	9.4	6						
1983	Dirk Pica	66	371	5.6	1						
1974	Keith Materkoski	70	371	5.3	1						
1980	Terry Zonker	85	367	4.3	4						
2002	Mike Fisher	77	345	4.5	2						
1997	Quinn Campbell	53	328	6.2	4						
1985	Scott Blumling	73	322	4.4	4						
2012	Spencer Badia	93	321	3.5	4						
1975	Paul Carpenter	65	320	4.9	2						
1977	Tom Shunk	90	320	3.6	2						
2001	Damon Jeffreys	60	309	5.2	3						
1974	Joe Masciarelli	103	307	3.0	5						

Minimum: 200 yards; based on yardage

UPDATED: 07.09.14

BRANDON LAUGHMAN 203 , 582 5.3 9

SEASON - PASSING

Year	Player	Att.	Comp.	%	Yds.	Int.	TD
1995	Jose Davis	406	253	62.3	3551	11	32
2006	Nick Rocchio	341	198	58.1	3353	15	44
2012	Spencer Badia	387	212	54.8	3001	13	24
1997	Ty Masciarelli	267	155	58.1	2950	7	33
2005	Nate Davis	330	184	55.8	2740	10	35
1996	Ty Masciarelli	303	163	53.8	2554	12	24
2011	Spencer Badia	293	150	51.2	2346	16	26
2010	Anthony Rocchio	290	163	56.2	2318	11	2
2003	Nate Davis	302	127	42.1	2309	7	24
2004	Nate Davis	293	143	48.8	2296	10	22
2013	Spencer Badia	281	164	58.4	2265	8	28
1998	Chris Lednik	242	129	53.3	2022	6	20
1999	Matt Materkoski	242	137	56.6	1998	3	22
1988	Scott Woods	199	104	52.3	1906	10	21
1993	Jose Davis	213	115	54.0	1753	7	13
2000	Matt Materkoski	219	109	49.8	1626	8	15
1992	Mike Call	159	88	55.3	1582	8	18
1994	Jose Davis	171	87	50.9	1465	9	15
1990	Chad Magistro	200	96	48.0	1437	10	12
1966	Mike Sherwood				1400		
1987	Scott Woods	181	79	43.6	1392	12	13
2009	Ryan Feller	199	107	53.8	1334	9	6
2008	Ryan Feller	145	76	52.4	1327	3	15
1984	Scot Maffe	176	75	42.6	1318	15	8
2007	Ryan Feller	171	85	49.7	1138	18	8
2002	Dom Liberati	205	78	38.0	1134	12	7
1983	Mike Balsei	147	67	45.6	1084	12	9
1989	Chad Magistro	162	78	48.1	1021	9	6
1986	Scott Woods	167	67	40.1	954	9	6
2001	Matt Wallner	141	57	40.4	885	9	8
1985	David Calagis	144	55	38.2	793	14	5
1982	Jim Piatt	125	48	38.4	660	5	8
2007	Tyler Rose	102	49	48.0	550	8	4
1991	Mike Call	101	38	37.6	533	7	2
2008	Anthony Hocker	41	19	46.3	482	4	4
1975	Tom Dobson	76	29	38.2	470	3	10
1976	Garry Price	78	24	30.8	448	8	2
1991	Chad Magistro	74	38	51.4	404	5	3
1978	Joe Campbell	70	28	42.4	400	7	1
1977	Vince Mehl	84	31	36.9	385	8	4
1986	Chad Mehl	57	29	50.9	376	5	2
1980	Jim Sketel	66	18	27.3	363	10	1
1974	Joe Masciarelli	84	33	39.3	354	6	4
2006	Tyler Rose	37	17	48.6	350	2	2
2001	Dom Liberati	76	26	34.2	309	9	2
2005	Nick Rocchio	46	23	50.0	297	1	4
1979	Jim Sketel	111	32	28.8	276	8	3
2008	Tyler Rose	31	18	58.1	248	2	1
1997	Chris Lednik	24	13	54.2	198	0	0
2004	Nick Rocchio	20	12	60.0	188	1	2
1981	Todd Fitch	49	13	26.5	150	6	4
1978	Scott Porter	28	9	32.1	134	3	0
1989	David Ice	33	9	27.3	106	7	2

Minimum 100 yards; based on yardage

UPDATED: 07.09.14

TYSON CAMSKY 121 67 55.4 714 9 5
 TYLER RAMSGT 60 20 33.3 252 4 2

BIG REDS' FOOTBALL 1908-1924

1908		
BHS		OPP
0	Bridgeport	0
0	Cathedral	6
0	Wheeling	37
0	Moundsville	20
10	Cathedral	6
0	Elliott	0
5	Wellsburg	0
15	2-3-2	69
Coach: None		
Capt. Al Carmean		

1909		
BHS		OPP
11	Wheeling	0
6	Shadyside	5
5	Woodfield	22
6	Wheeling	12
0	Bridgeport	5
28	2-3-0	44
Coach: None		
Capt. Frank Aldredge		

1910		
BHS		OPP
0	Wheeling	6
0	Martins Ferry	18
0	Wheeling	10
5	Steubenville	10
11	Martins Ferry	0
3	Alumni	0
7	Moundsville	5
26	3-4-0	49
Coach: Gordon Battelle		
Capt. Burton McCroba		

1911		
BHS		OPP
0	New Philadel.	17
12	Cathedral	5
22	Barnesville	0
9	Martins Ferry	5
3	Steubenville	16
0	Martins Ferry	16
0	Elliot	0
0	Wheeling	6
46	3-4-1	65
Coach: W.W. Loomis		
Capt. Emmett Barret		

1912		
BHS		OPP
0	Wheeling	0
41	Moundsville	0
7	Steubenville	18
0	Martins Ferry	23
3	New Philadel.	7
26	Cathedral	6
13	Bridgeport	7
3	Marietta	27
0	Cambridge	32
93	3-5-1	120
Coach: W.W. Loomis		
Capt. Clarence Corbett		

1913		
BHS		OPP
7	Moundsville	0
28	Bridgeport	0
0	Wheeling	7
33	Steubenville	7
7	Martins Ferry	7
34	Marietta	0
0	Wheeling	0
109	4-1-2	21
Coach: J.R. Estabrook		
Capt. Clyde Duffy		

1914		
BHS		OPP
43	Moundsville	0
32	Cambridge	0
49	Steubenville	0
38	East Liverpool	0
54	Martins Ferry	7
41	Zanesville	0
33	Marietta	0
6	Columbus East	6
14	New Philadel.	13
16	Wheeling	6
326	9-0-1	32
Coach: J.R. Estabrook		
Capt. Ernest Beck		
West Virginia & Ohio		
Champions		

1915		
BHS		OPP
19	Uhrichsville	7
38	Zanesville	0
27	East Liberty, Pa.	7
17	Cambridge	19
0	Marietta	14
7	Columbus East	27
6	New Philadel.	25
6	East Liverpool	0
120	4-4-0	99
Coach: J.R. Estabrook,		
Capt. John Tschappatt		

1916		
BHS		OPP
47	Bridgeport	0
6	New Philadel.	0
104	Barnesville	0
46	Martins Ferry	7
7	Cambridge	6
43	Uhrichsville	0
6	Marietta	13
7	East Liverpool	0
0	Wheeling	13
266	7-2-0	39
Coach: James B. Mount		
Capt. Allen Duga		

1917		
BHS		OPP
0	Linsly	13
24	Zanesville	0
14	Marietta	7
0	Martins Ferry	0
2	Wellsville	9
0	East Liverpool	26
0	Wellsburg	1
12	Triadelphia	6
0	Wheeling	12
52	3-5-1	74
Coach: James B. Mount		
Capt. McGraw		

1918		
BHS		OPP
39	East Liverpool	0
27	Moundsville	0
0	Linsly	34
6	Wheeling	0
Martins Ferry Forfeit		
72	4-1-0	34
Coach: S.G. Rogers		
Capt. Malcom Culbertson		

1919		
BHS		OPP
44	Uhrichsville	0
14	Cameron	7
6	Moundsville	0
6	Marietta	7
0	Martins Ferry	0
0	Wellsville	0
6	Canton	7
56	Triadelphia	0
18	Wheeling	0
150	5-2-2	21
Coach: Gosnell Layman		
Capt. Robert Kilgore		

1920		
BHS		OPP
34	Burgettstown, Pa.	0
26	Cameron	12
34	East Liverpool	0
21	Moundsville	0
6	Marietta	0
14	Triadelphia	0
14	Martins Ferry	28
27	Gallopolis	0
7	Wheeling	0
183	8-1-0	40
Coach: Bill Galberach		
Capt. William Cutshaver		

1921		
BHS		OPP
0	Burgettstown, Pa.	0
7	Washington, Pa.	6
66	Zanesville	0
34	Sistersville	0
48	Triadelphia	0
30	Marietta	7
7	Martins Ferry	0
27	Lisbon	0
28	East Liverpool	0
0	Wheeling	0
247	8-0-2	13
Coach: Bill Galberach		
Capt. Cecil Robinson		

1922		
BHS		OPP
20	Bridgeport	0
0	Shadyside	0
0	Steubenville	23
13	Cambridge	13
0	Linsly	47
12	East Liverpool	6
0	Martins Ferry	25
13	Lisbon	0
38	Burgettstown, Pa.	0
0	Wheeling	20
96	4-4-2	134
Coach: Bill Galberach		
Capt. Ralph McMasters		

1923		
BHS		OPP
13	Bridgeport	12
13	East Liverpool	0
19	Shadyside	12
36	Cambridge	0
6	Linsly	0
0	Wellsville	0
33	Union	0
13	Martins Ferry	6
0	Steubenville	20
0	Wheeling	12
133	7-2-1	62
Coach: Bill Galberach		
Capt. Dick Buttitta		

1924		
BHS		OPP
6	Bridgeport	0
24	Bethany Frosh	7
27	Shinston	0
13	Cambridge	0
19	Linsly	0
41	Wellsville	6
7	Martins Ferry	0
9	New Philadel.	12
31	Union	6
38	Wheeling	0
215	9-1-0	31
Coach: Alfred Sears		
Capt. Oliver "Obie" Miles		
Ohio Valley Champions		

BIG REDS' FOOTBALL 1925-1940

1925		
BHS		OPP
32	Woodsfield	0
27	Bridgeport	6
24	Shadyside	6
13	Zanesville	6
0	Linsly	0
58	Wellsburg	0
39	Burgettstown, Pa.	0
12	Martins Ferry	0
33	Barnesville	14
7	Wheeling	6
245	9-0-1	38

Coach: Alfred Sears
Capt. Tony Matusek
Ohio Valley Champs

1926		
BHS		OPP
33	Bridgeport	0
20	Shadyside	6
16	Zanesville	0
39	Monaca, Pa.	0
9	Linsly	6
10	Woodsfield*	0
10	Martins Ferry	7
0	Marietta	0
59	Follansbee	6
12	Wheeling	7
208	9-0-1	32

Coach: Alfred Sears
Capt. Reyman "Bud" Bonar
Ohio Valley Champs
* 100th Win

1927		
BHS		OPP
6	St. Clairsville	0
26	Shadyside	6
12	Bridgeport	0
25	Linsly	0
13	Dover	12
0	East Liverpool	7
13	Martins Ferry	0
6	Marietta	0
0	Wheeling	2
101	7-2-0	27

Coach: Charles Wright
Capt. Steve Hnatt

1928		
BHS		OPP
46	St. Clairsville	0
7	Shadyside	0
12	Bridgeport	0
13	Linsly	0
25	Dover	6
12	East Liverpool	6
0	Martins Ferry	12
58	Moundsville	0
38	Cameron	0
7	Wheeling	6
218	9-1-0	30

Coach: Charles Wright
Capt.: None Listed
OVAA Champions

1929		
BHS		OPP
72	St. Clairsville	0
46	Shadyside	0
7	Bridgeport	10
6	Linsly	0
32	Toronto	7
12	East Liverpool	0
0	Martins Ferry	2
13	Moundsville	0
12	Woodsfield	0
6	Wheeling	7
206	7-3-0	26

Coach: Charles Wright
Capt. Miller Munjas

1930		
BHS		OPP
6	Tiltonsville	0
40	Shadyside	0
13	Bridgeport	7
26	Linsly	6
6	Weirton	7
14	East Liverpool	6
0	Martins Ferry	0
14	Moundsville	0
39	Woodsfield	0
0	Wheeling	0
158	7-1-2	26

Coach: Bartley Rutan
Capt. Charles Goodwin,
Michael Basrak, Stanley
Olejniczak, Joe Livorno, Joe
Vaverka, Bennie Correll
Ohio Valley Champions

1931		
BHS		OPP
21	Shadyside	0
6	Tiltonsville	0
6	Bridgeport	0
7	Linsly	12
14	Weirton	0
0	Union	7
6	Martins Ferry	34
3	Mingo	2
7	Moundsville	0
13	Wheeling	0
83	7-3-0	55

Coach: Bartley Rutan
Capt. None Listed

1932		
BHS		OPP
20	Shadyside	0
20	Tiltonsville	6
20	Bridgeport	0
7	Linsly	0
7	Weirton	13
14	Union	0
0	Martins Ferry	0
47	Mingo	7
20	Moundsville	0
27	Wheeling	0
182	8-1-1	26

Coach: Bartley Rutan
Capt. Victor "Bobo" Dorris
OVAA Champions

1933		
BHS		OPP
26	Shadyside	0
27	Tiltonsville	6
13	Bridgeport	0
13	Linsly	0
13	Union	0
6	Martins Ferry	0
25	Mingo	0
0	Weirton	6
34	Moundsville	0
0	Wheeling	0
157	8-1-1	12

Coach: Bartley Rutan
Capt. Dale "Tater" Heil

1934		
BHS		OPP
2	Shadyside*	7
7	Tiltonsville	0
7	Bridgeport	7
27	Linsly	6
6	Union	7
0	Martins Ferry	20
0	Moundsville	6
6	Weirton	19
15	East Liverpool	0
0	Wheeling	0
70	3-5-2	72

Coach: Martin Varner
Capt. John Nardo
*First game played at
Nelson Field.

1935		
BHS		OPP
13	Shadyside	0
7	Tiltonsville	0
21	Bridgeport	0
13	Linsly	0
7	Union	19
0	Martins Ferry	7
27	Moundsville	7
6	Weirton	18
13	East Liverpool	7
7	Wheeling	12
114	6-4-0	70

Coach: Martin Varner
Capt. Ed Trolley

1936		
BHS		OPP
26	Shadyside	0
13	Tiltonsville	0
29	Bridgeport	6
19	Tiffen Jr.	0
12	Union	0
53	Akron Garfield	0
3	Martins Ferry	7
14	New Philadel.	13
66	East Liverpool	6
13	Wheeling	0
248	9-1-0	32

Coach: Albert "Sleepy"
Glenn
Capt. Floyd Witchey, Arnold
Salvaterra
OVAA Champions

1937		
BHS		OPP
38	Shadyside	0
62	Bridgeport	0
13	Tiltonsville	0
12	Triadelphia	7
19	Union	7
26	East Liverpool	0
26	Martins Ferry	6
0	New Philadel.	7
0	Weirton	12
7	Wheeling	0
203	8-2-0	39

Coach: Albert "Sleepy"
Glenn
Capt. Joseph Accrocchio
OVAA Champions

1938		
BHS		OPP
20	Shadyside	6
38	Bridgeport	6
13	Union	0
20	Martins Ferry	2
0	New Philadel.	14
15	Wheeling	0
7	Youngstown East	6
34	Tiltonsville	0
19	Cleveland	0
	Collingwood	
14	Painesville	0
180	9-1-0	34

Coach: John "Butch"
Niemi
Capt. Joe Accrocchio
OVAA Champions

1939		
BHS		OPP
12	Shadyside	7
30	Young. Chaney	0
40	Tiltonsville	0
33	Union	6
8	Steubenville	0
18	Martins Ferry	13
2	New Philadel.	6
14	Bridgeport	2
7	Youngstown East	7
0	Wheeling	6
164	7-2-1	47

Coach: John "Butch"
Niemi
Capt. Bob Rauscher

1940		
BHS		OPP
18	Shadyside	0
39	Tiltonsville *	0
46	Union	12
27	Wellsville	6
53	New Philadel.	7
12	Steubenville	6
14	Martins Ferry	15
46	Columbus East	12
19	Wheeling	0
274	8-1-0	58

Coach: John "Butch"
Niemi
*200th Win

BIG REDS' FOOTBALL 1941-1956

1941		
BHS		OPP
13	Shadyside	0
21	Wellsville	2
26	Union	7
19	Steubenville	6
13	Niles McKinley	7
0	Martins Ferry	9
19	New Philadel.	0
7	Weirton	32
18	Wheeling	0
136	7-2-0	63
Coach: John "Butch" Niemiec		

1942		
BHS		OPP
6	Shadyside	0
7	Dover	34
7	Union	7
6	Steubenville	59
31	Lima Central	14
6	Martins Ferry	39
0	Weirton	20
6	New Philadel.	7
7	Barberton	25
6	Wheeling	13
82	2-7-1	218
Coach: John "Butch" Niemiec		
Capt. Jack Otto		

1943		
BHS		OPP
6	Shadyside	12
7	Linsly	21
6	Union	6
0	Moundsville	0
0	Martins Ferry	20
7	New Philadel.	8
44	Yorkville	0
0	Steubenville	33
25	Wheeling	19
95	2-5-2	119
Coach: James A. Dixon		
Capt. Gerald Mosso		

1944		
BHS		OPP
7	Shadyside	0
14	Linsly	6
25	Union	0
0	Steuben. Central	6
0	Moundsville	13
0	Martins Ferry	19
0	New Philadel.	20
0	Steubenville	12
14	East Liverpool	6
0	Wheeling	6
60	4-6-0	88
Coach: Jim Foti		

1945		
BHS		OPP
46	Shadyside	0
20	Linsly	13
39	Union	0
20	Steuben. Central	13
6	Moundsville	7
0	Martins Ferry	6
0	New Philadel.	20
6	Steubenville	0
13	Triadelphia	0
6	Wheeling	6
156	6-3-1	65
Coach: Jim Foti		

1946		
BHS		OPP
0	Shadyside	0
7	Linsly	0
21	Union	7
27	Amsterdam	0
14	Moundsville	12
7	Martins Ferry	0
17	New Philadel.	7
32	St. Clairsville	6
0	Steubenville	7
13	Triadelphia	7
13	Wheeling	0
151	9-1-1	46
Coach: James A. Dixon		
Capt. Chester Daniels		
OVAC Champions		

1947		
BHS		OPP
0	Shadyside	0
7	Linsly	21
0	Triadelphia	6
12	Union	6
0	Moundsville	7
0	Martins Ferry	13
0	New Philadel.	33
0	St. Clairsville	7
26	Bridgeport	7
0	Tiltonsville	2
0	Wheeling	38
45	2-8-1	140
Coach: James A. Dixon		
Capt. John O'Grady		

1948		
BHS		OPP
13	Shadyside	0
0	Triadelphia	21
14	Linsly	19
12	Moundsville	39
0	Martins Ferry	33
40	Union	6
0	New Philadel.	44
28	Bridgeport	14
7	Wheeling	13
114	3-6-0	189
Coach: Cyril Layne		
Capt. Irvin Coss		

1949		
BHS		OPP
54	Shadyside	0
13	Triadelphia	13
13	Linsly	19
7	Moundsville	13
45	St. Clairsville	6
0	Martins Ferry	6
15	New Philadel.	6
18	Bridgeport	0
6	Wheeling	7
171	4-4-1	70
Coach: Reyman "Bud" Bonar		
Capt. Anello Liberati		

1950		
BHS		OPP
13	Shadyside	0
12	Triadelphia	6
19	Linsly	7
41	Moundsville	25
45	St. Clairsville	0
19	Martins Ferry	6
20	New Philadel.	20
23	Bridgeport	0
6	Wheeling	0
198	8-0-1	64
Coach: Reyman "Bud" Bonar		
Capt. John Pozzini		
Ohio Valley Big 10 Conference Title		

1951		
BHS		OPP
13	Salem	19
6	Triadelphia	25
59	Garfield Heights	6
46	Moundsville	0
27	Linsly	13
20	Youngs. North	35
0	New Philadel.	13
0	Ironton	38
6	Wheeling	6
0	Martins Ferry	7
177	3-6-1	162
Coach: Reyman "Bud" Bonar		
Captain: Steve Foreman, James Tekely		

1952		
BHS		OPP
44	Salem	12
28	Triadelphia	7
41	Garfield Heights	12
75	Moundsville	14
20	Linsly	0
13	Youngs. North	19
19	New Philadel.	26
33	Ironton	20
6	Wheeling	40
7	Martins Ferry	7
286	6-3-1	157
Coach: Reyman "Bud" Bonar		
Capt. Bill Bostancic, David Schramm		

1953		
BHS		OPP
21	Ford City	20
14	Triadelphia	7
28	Ironton	6
37	Moundsville	0
34	Linsly	0
26	East Liverpool	0
0	New Philadel.	34
0	Whg. Central	7
0	Wheeling	13
18	Martins Ferry	0
178	7-3-0	87
Coach: Reyman "Bud" Bonar		
Capt. Robert Howell, Albert Vasek		

1954		
BHS		OPP
33	Wellsville	0
66	Triadelphia	0
13	Ironton	13
20	Moundsville	18
46	Linsly	14
28	East Liverpool	7
26	New Philadel.	0
32	Whg. Central	6
6	Wheeling	0
33	Martins Ferry	13
303	9-0-1	71
Coach: Reyman "Bud" Bonar		
Capt. Jerry Farnario		

1955		
BHS		OPP
31	Wellsville	0
6	Triadelphia	0
13	Sandusky	22
0	Moundsville	12
15	Linsly	0
19	East Liverpool	26
13	New Philadel.	0
26	Whg. Central	6
21	Wheeling	19
33	Martins Ferry	7
177	7-3-0	92
Coach: Reyman "Bud" Bonar		
Capt. Andrew "Dusty" Destifanes		

1956		
BHS		OPP
0	Marietta	0
13	Triadelphia	0
6	St. Johns	19
12	Moundsville	20
6	Linsly	27
12	East Liverpool	34
7	New Philadel.	33
30	Whg. Central	14
13	Wheeling	0
25	Martins Ferry	0
124	4-5-1	147
Coach: Reyman "Bud" Bonar		
Capt. Francis Gibson, Mike Ingram		

BIG RED'S FOOTBALL 1957-1972

1957	
BHS	OPP
28	Marietta 13
25	Triadelphia 7
2	St. John 26
18	Moundsville 33
14	Linsly 7
7	New Philadel. 20
25	Whg. Central 13
14	Wheeling 7
33	Martins Ferry 14
166	6-3-0 140
Coach: Reyman "Bud" Bonar	
Capt. Clyde Thomas	

1958	
BHS	OPP
24	Marietta 8
36	Triadelphia 6
30	Cambridge 6
0	Moundsville 6
14	Linsly 0
8	East Liverpool 8
10	New Philadel.* 0
16	Whg. Central 6
24	Wheeling 12
0	Martins Ferry 13
162	7-2-1 65
Coach: Reyman "Bud" Bonar	
Capt. Charles Kvinta, Ralph Hendershot	
*300th Win	

1959	
BHS	OPP
13	Weirton 14
14	Marietta 22
14	Cambridge 0
6	Moundsville 13
28	Linsly 13
8	Ironton 16
14	New Philadel. 0
34	Dover 16
29	Wheeling 0
16	Martins Ferry 20
176	5-5-0 114
Coach: Don Ault	
Captain Eddie Jackson, John Patrone, Tom Johnson	

1960	
BHS	OPP
6	Weirton 21
6	Marietta 8
7	Cambridge 6
6	Moundsville 20
6	Linsly 13
0	Ironton 13
20	New Philadel. 6
30	Dover 0
6	Wheeling 6
6	Martins Ferry 12
93	3-6-1 105
Coach: Don Ault	
Capt. Richard Busby, Dennis DeBlasis	

1961	
BHS	OPP
6	Weirton 33
7	Marietta 8
18	Cambridge 26
26	Moundsville 13
33	St. John 2
8	St. Clairsville 14
7	New Philadel. 31
6	Dover 30
7	Wheeling 0
6	Martins Ferry 46
124	3-7-0 203
Coach: Don Ault	
Capt. Terry Mowery, Charles Turner	

1962	
BHS	OPP
26	Union Local 6
23	Weirton 6
14	Marietta 27
40	Cambridge 20
30	Moundsville 16
0	St. John 0
24	St. Clairsville 8
13	New Philadel. 18
21	Dover 0
14	Wheeling 6
0	Martins Ferry 0
205	7-2-2 107
Coach: Don Ault	
Capt. Ben Perzanowski, Fred Perdue	

1963	
BHS	OPP
20	Union Local 6
10	Weirton 20
16	Marietta 8
38	Cambridge 6
13	Moundsville 13
14	St. John 19
22	St. Clairsville 0
16	New Philadel. 6
14	Wheeling 7
6	Martins Ferry 8
169	6-3-1 93
Coach: Don Ault	
Capt. Wayne Peters, Steve Kurko	

1964	
BHS	OPP
20	Martins Ferry 0
10	Weirton 0
6	Marietta 14
19	Magnolia 0
46	Moundsville 22
8	St. John 0
20	St. Clairsville 0
22	Cambridge 8
20	Wheeling 0
14	Martins Ferry 6
185	9-1-0 50
Coach: Don Ault	
Capt. Willie Sparksman, Dennis Pogany	
Titles: OVAC Champion	

1965	
BHS	OPP
0	Washington 13
0	Whg. Central 0
14	Marietta 8
8	Magnolia 8
33	Moundsville 0
20	St. John 0
28	Cambridge 0
30	Moundsville 6
27	Wheeling 7
32	Martins Ferry 12
192	7-1-2 54
Coach: Don Ault	
Capt. Gay Lucci, Roger Mokros	

1966	
BHS	OPP
26	Washington 28
52	St. John 6
64	Magnolia 0
44	Marietta 0
32	Ambridge 6
27	Whg. Central 12
44	Cambridge 0
58	Martins Ferry 0
70	Wheeling 0
40	Moundsville 6
457	9-1-0 58
Coach: Don Ault	
Capt. Thomas Ledder, William Mitchell	

1967	
BHS	OPP
6	Washington 20
18	St. John 26
0	Wintersville 57
0	Magnolia 14
14	Marietta 20
7	Ambridge 16
0	Whg. Central 38
20	Martins Ferry 6
14	Wheeling 34
14	Moundsville 3
93	2-8-0 234
Coach: Rudy Sharkey	
Capt. Dave Hudson, Lanny Sitar	

1968	
BHS	OPP
6	Washington 26
22	St. John 24
16	Marietta 6
8	Newark 8
48	John Marshall 26
14	Wellsburg 24
13	Whg. Central 0
0	Wintersville 32
16	Martins Ferry 6
34	Wheeling 26
177	5-4-1 178
Coach: Rudy Sharkey	
Capt. Byron Thoburn, Larry Blanchard	

1969	
BHS	OPP
0	St. John 0
12	Mentor 54
14	Marietta 19
6	New Philadel. 34
12	John Marshall 14
6	Brooke 22
14	Whg. Central 10
15	Wintersville 31
16	Martins Ferry 6
54	Wheeling 14
149	3-6-1 204
Coach: Rudy Sharkey	
Capt. Mike Wallace	

1970	
BHS	OPP
12	St. John 6
28	Jefferson Union 0
0	Marietta 12
26	New Philadel. 0
46	John Marshall 0
17	Brooke 0
32	Whg. Central 6
0	Wintersville 0
30	Martins Ferry 0
44	Wheeling 6
235	8-1-1 30
Coach: Jake Olsavsky	
Capt. Jim Hudson, Bob Kreiter	

1971	
BHS	OPP
39	St. John 0
28	Jefferson Union 0
8	Marietta 35
7	New Philadel. 13
12	John Marshall 16
12	Brooke 37
14	Whg. Central 0
3	Wintersville 38
44	Martins Ferry 20
17	Wheeling 6
184	5-5-0 165
Coach: Jake Olsavsky	
Capt. Jerry Mobley, Dick Frizzi	

1972	
BHS	OPP
51	St. John 0
42	St. Clairsville 0
41	Marietta 6
20	New Philadel. 6
8	John Marshall 0
7	Brooke 18
14	Whg. Central 8
0	Wintersville 28
6	Martins Ferry 16
23	Wheeling 7
212	7-3-0 89
Coach: Jake Olsavsky	
Capt. Terry Brinker, Frank Masciarelli, Greg Jones	

BIG RED'S FOOTBALL 1973-1988

1973		
BHS		OPP
31	St. John	0
45	St. Clairsville	6
40	Marietta	6
16	New Philadel.	13
10	John Marshall	0
6	Brooke	15
0	Whg. Central	0
0	Wintersville	13
21	Martins Ferry	12
24	Wheeling	7
193	7-2-1	72

Coach: Jake Olsavsky
Capt. Russell Hutchins, Dan Mylnek, Terry Sechrest

1977		
BHS		OPP
23	St. John	0
6	Whg. Park (OT)	7
0	Marietta	36
0	Steub. Cent.	0
6	John Marshall	10
17	Toronto	9
13	Cambridge	0
0	Aliquippa	2
3	Ygstwn. North	0
42	Martins Ferry	27
110	5-4-1	91

Coach: Jake Olsavsky
Capt. Richard Materkoski, Vince Mehl

1981		
BHS		OPP
20	St. Clairsville	7
21	St. John	20
3	Wheeling Park	0
14	Marietta	12
21	John Marshall	7
11	Erie Academy	12
10	Brooke (2 OT)	7
42	Weirton	14
31	Cambridge	14
7	Martins Ferry	14
180	8-2-0	107

Coach: Mike Sherwood
Capt. Al Putinsky, Terry Zonker, Paul DePaulis

1985		
BHS		OPP
10	St. Clairsville	28
7	Steub. Cent.	21
36	Magnolia	7
20	Wheeling Park	8
7	Wintersville	42
24	Dayton Pat.	7
0	East Liverpool	24
11	Steubenville	10
14	Cambridge	15
24	Martins Ferry (2OT)	21
153	5-5-0	183

Coach: John Magistro
Capt. Scott Blumling, Bill Cieslewski, Mark Doyle

1974		
BHS		OPP
14	St. John	8
14	Wheeling	0
6	Marietta	8
14	New Philadel.	14
13	John Marshall	6
14	Brooke	0
0	Whg. Central	26
14	Wintersville	7
28	Martins Ferry	14
12	Ygstwn. Rayen	6
129	7-2-1	89

Coach: Jake Olsavsky
Capt. Dave Liberati, Greg Ewart, Joe Masciarelli

1978		
BHS		OPP
16	St. John	18
0	Wheeling Park	12
13	Marietta	35
7	Steub. Cent.	7
25	John Marshall	3
0	Wintersville	8
17	Cambridge	14
0	Aliquippa	27
12	St. Clairsville	48
16	Martins Ferry	14
106	3-6-1	186

Coach: Jake Olsavsky
Capt. Dirk Fitch, Gary Materkoski,

1982		
BHS		OPP
12	St. Clairsville	0
20	St. Johns	6
7	Wheeling Park	14
27	Marietta	0
0	Brooke	34
13	John Marshall	12
32	Athens	12
7	Steubenville	45
10	Cambridge	14
27	Martins Ferry	0
155	6-4-0	137

Coach: Mike Sherwood
Capt. Mike Kahl, Mike Materkoski, Dan Snyder

1986		
BHS		OPP
0	St. Clairsville	22
14	Wheeling Park	19
13	Magnolia	10
38	River	12
48	Col. Ready	14
7	Steub. Cent.	10
14	East Liverpool	17
7	Steubenville	12
21	Cambridge	7
14	Martins Ferry	7
176	5-5-0	130

Coach: John Magistro
Capt. Kevin Dunlap, Chris Douglass, Bryan Ramsay

1975		
BHS		OPP
20	St. John	0
50	Wheeling	0
30	Marietta	14
13	Whg. Central	0
22	John Marshall*	6
22	Steubenville	3
0	N. Cant. Hoover	15
12	Wintersville	0
15	Martins Ferry	8
14	Ygstwn. Rayen	8
198	9-1-0	54

Coach: Jake Olsavsky
Capt. Lance Mehl, B.J. Regoli, Jay Mowery
*400th Win

1979		
BHS		OPP
14	Steubenville	21
14	St. John	0
0	Wheeling Park	13
6	Marietta	8
0	Steub. Cent.	19
14	John Marshall	13
15	Cambridge	8
7	Brooke	14
0	St. Clairsville	0
6	Martins Ferry	9
76	3-6-1	105

Coach: Jake Olsavsky
Capt. Mike Clark, Chuck Mehl, Tom Teater, Pete Perzanowski

1983		
BHS		OPP
7	St. Clairsville	20
7	Steub. Cent.	17
36	Wheeling Park	0
7	Marietta	7
26	Akron Copley	6
37	John Marshall	22
0	Cadiz	6
14	Steubenville	16
0	Cambridge	18
29	Martins Ferry	0
163	4-5-1	112

Coach: Mike Sherwood
Capt. Mike Balsei, John Civin, Dirk Pica

1987		
BHS		OPP
13	Whg. Park (2 OT)	14
16	St. Clairsville	8
7	River	10
32	Dayton Jef.	20
12	Steub. Cent.	9
21	East Liverpool	18
20	Wintersville	7
35	Cambridge	25
32	Meadowbrook	8
27	Martins Ferry	12
215	8-2-0	131

Coach: John Magistro
Capt. P.J. Woods, Darrin Kinder, Mark Spigarelli, Phillip Green

1976		
BHS		OPP
36	St. John	0
8	Wheeling Park	13
6	Marietta	0
23	Steub. Cent.	0
13	John Marshall	7
7	Toronto	29
13	Cambridge	14
6	Wintersville	22
20	Ygstwn. North	14
8	Martins Ferry	15
140	5-5-0	114

Coach: Jake Olsavsky
Capt. Bob Davis, Jeff Spradling, Jeff Dye, Randy Marple

1980		
BHS		OPP
9	St. Clairsville	6
45	St. John	21
9	Wheeling Park	0
22	Marietta	14
0	Steub. Cent.	41
24	John Marshall	21
7	Weirton	6
14	Cambridge	0
0	Brooke	0
27	Martins Ferry	13
157	8-1-1	122

Coach: Mike Sherwood
Capt. Jim Sketel, Rocky DeBlasis, Gary Chirpas, Trey Duffy

1984		
BHS		OPP
16	St. Clairsville	14
0	Steub. Cent.	26
6	Wheeling Park	27
31	Marietta	22
28	Wintersville	29
21	John Marshall	19
11	East Liverpool	0
0	Steubenville	25
41	Cambridge	14
14	Martins Ferry	7
168	6-4-0	183

Coach: John Magistro
Capt. Greg Steele, Scot Maffe, Todd Kinder

1988		
BHS		OPP
14	Wheeling Park	0
34	St. Clairsville	18
48	River	0
42	Cleve. J. Adams	6
27	Steub. Cent.	6
42	East Liverpool	13
18	Wintersville	7
20	Cambridge	23
26	Meadowbrook	7
21	Martins Ferry	6
292	9-1-0	86

Coach: John Magistro
Capt. R.D. Ramsey, Scott Woods, John LaRoche, Charles Castricone, Dirk Stolz

Titles: OVAC Champions

BIG REDS' FOOTBALL 1989-2002

1989	
BHS	OPP
32 Wheeling Park	34
14 St. Clairsville	27
13 Wintersville	7
6 River	21
6 Cambridge	35
18 West Holmes	35
3 East Liverpool	5
0 Steub. Central	21
16 Edison South	22
10 Martins Ferry	12
118 1-9-0	219
Coach: John Magistro	
Capt. Joey Galloway, Marc Nolen, Marcus Raine	

1990	
BHS	OPP
14 Wheeling Park	28
16 St. Clairsville	36
6 Linsly	14
8 River	0
14 Cambridge	6
15 West Holmes	12
21 East Knox	6
19 Steub. Central	21
6 Edison South	20
10 Martins Ferry	12
129 4-6-0	155
Coach: John Magistro	
Capt. Hedy Heatherington, Dave Ice, Jason Miller, Mark Zonker	

1991	
BHS	OPP
12 St. Clairsville	29
0 Buckeye Local	34
14 River	6
34 Edison South	12
9 Cambridge	19
14 Columbus Bishop Hartley	3
12 Linsly	22
23 Meadowbrook	22
21 Steub. Central	20
21 Martins Ferry	22
160 5-5-0	189
Coach: John Magistro	
Capt. Bryan Adams, Chad Magistro, Shannon Pitts, Mike Sechrest	

1992	
BHS	OPP
18 St. Clairsville	13
28 River	12
28 Edison South	12
33 Newbury	6
14 Cambridge	16
35 Steub. Central	21
21 Linsly	15
35 Meadowbrook	14
44 St. Marys	0
22 Martins Ferry	14
278 9-1-0	123
Coach: John Magistro	
Capt. Mike Call, Mike Dunfee, Tim McCabe, Clark Scott	

1993	
BHS	OPP
6 St. Clairsville	0
21 River *	0
23 Edison	21
14 Wheeling Central	10
44 Cambridge	13
23 Steub. Central	25
30 Linsly	13
28 Tyler County	6
12 Newark Catholic	18
30 Martins Ferry	6
6 Youngs. Ursuline**	7
(2OT)	
237 8-3-0	119
Coach: John Magistro	
Capt. Dave Bohus, Scott Coyne, Chad Farmer, Jason Tuttle, Shawn Valloric	
OVAC AAA Champions	
*500th Career Win	
**First State Playoff Game	

1994	
BHS	OPP
21 St. Clairsville	0
46 Allegheny Academy	0
27 Edison	21
35 Wheeling Central	6
29 Cambridge (OT)	28
19 Steub. Central	15
41 Linsly	14
38 Tyler County	6
29 Newark Catholic	17
27 Martins Ferry	35
312 9-1-0	142
Coach: John Magistro	
Capt. Dusty Holt, Scott Pitts	
OVAC AAA Champions	
First Back-to-Back OVAC Championships	

1995	
BHS	OPP
36 St. Clairsville	0
55 Beaver Local	13
41 Edison	20
34 West Holmes	21
28 Cambridge	12
39 Steub. Central	14
38 Linsly	21
25 Brooke	0
41 Ironton	7
43 Martins Ferry* ^	22
22 Tusky Valley	6
27 Youngstown (OT)	21
Cardinal Mooney	
48 Orrville	34
44 Versailles ** (2OT)	50
521 13-1	241
Coach: John Magistro	
Capt. Jose' Davis, Rich Mamie, Jason Myers, Bob Roth, Josh Weber	
*First Perfect 10-0 Season	
^3rd Straight OVAC Title	
**First State Championship Playoff Game	

1996	
BHS	OPP
38 St. Clairsville	0
33 Beaver Local	8
14 Edison	7
34 West Holmes	8
18 Cambridge	0
34 Steub. Catholic	0
40 Indian Valley	15
12 Brooke	7
33 Ironton	0
21 Martins Ferry* ^	20
48 Lucasville Valley	20
12 Newark Licking Valley	7
21 Youngstown	14
Cardinal Mooney	
12 Germantown Valley View	37
370 13-1	143
Coach: John Magistro	
Capt. Grant Allen, Brian Sechrest, Ben Taylor	
*Back-to-Back 10-0 Years	
^4th Straight OVAC Title	

1997	
BHS	OPP
45 Akron Central Hower	0
54 Cleveland Heights	0
47 Edison	12
42 St. Clairsville	14
47 Cambridge	21
62 Steub. Catholic	13
46 Indian Valley	0
42 Brooke	7
40 Col. Bishop Hartley	14
38 Martins Ferry* ^	13
34 Piketon	22
39 Nelsonville-York+	6
19 Germantown Valley View	27
555 12-1	149
Coach: John Magistro	
Captains Aaron Chirpas, Jed LaRoche, Clint Lekanudos, Ty Masciarelli, Richie Materkoski, Ryan Snyder	
*Third consecutive 10-0 regular season	
^5th straight OVAC title	
+3rd consecutive Regional championship	

1998	
BHS	OPP
60 Akron Central Hower	0
39 Akron Ellet	26
14 Edison Local	7
27 St. Clairsville	7
26 Cambridge	6
34 Steub. Catholic	14
17 Brooke	14
28 Wheeling Park	38
13 Col. Bishop Hartley	21
7 Martins Ferry	36
265 7-3	169
Coach: John Magistro	
Captains: Quinn Campbell, Chris Lednik, Kenny Roth, Nathan Taylor	

1999	
BHS	OPP
32 Indian Creek	7
19 John Marshall	21
19 Wheeling Park	3
25 St. Clairsville	8
37 Cambridge	21
54 Steub. Catholic	14
28 Union Local	12
14 Brooke	31
38 Sir Winfrid Laurier	20
15 Martins Ferry	29
281 7-3	166
Coach: John Magistro	
Capt. Jake Doyle, Frankie Hibbitts, Aub Nolan, Roger Peters, Drew Spencer	

2000	
BHS	OPP
6 Indian Creek	29
33 John Marshall	20
6 Wheeling Park	28
14 St. Clairsville	7
49 Cambridge	0
34 Edison	14
24 Union Local	15
28 Brooke	14
47 Steuben. Catholic	12
37 Martins Ferry	14
28 Utica (OT)	35
306 8-3	188
Coach: John Magistro	
Capt. Todd Bates, Tommy Mamie, Matt Materkoski, Matt Sherwood, Rocky Thoburn	

2001	
BHS	OPP
20 Wheeling Park	24
6 John Marshall	47
34 Cincinnati Harmony	14
27 St. Clairsville	20
26 Cambridge	21
6 Edison	36
6 Union Local	25
14 Brooke	55
6 Steuben. Catholic	32
8 Martins Ferry	35
153 3-7	309
Coach: John Magistro	
Capt. Josh Baldwin, Ben Doyle, Todd Poe	

2002	
BHS	OPP
28 Cols. Bishop Ready	14
16 Wheeling Park	17
24 John Marshall	28
21 St. Clairsville	13
27 Cambridge	24
14 Edison	31
0 Union Local	6
18 Brooke	13
21 Steuben. Catholic	25
7 Martins Ferry	33
176 4-6	204
Coach: John Magistro	
Capt. Seniors	

BIG REDS' FOOTBALL 2003 - 2013

2003	
BHS	OPP
24 Cols. Bishop Ready	9
28 Wheeling Park	8
41 John Marshall	6
48 St. Clairsville	6
0 Beaver Local	43
41 Edison	12
21 Union Local	18
43 Tyler Consolidated	28
26 Steuben. Catholic	6
20 Martins Ferry	27
27 Westfall	6
20 Ironton (OT)	14
21 Coshoccon*	7
14 Cleveland VASJ	21
374 11-3	211
Coach: John Magistro	
Capt. Seniors	
OVAC Champions	
*Regional Champions	

2004	
BHS	OPP
39 Wheeling Park	0
36 John Marshall	29
27 Wash. T. Roosevelt	9
14 St. Clairsville	9
13 Beaver Local	56
56 Tyler Consolidated	8
40 Union Local	14
7 Steuben. Catholic	21
35 Brentwood (3OT)*	28
7 Martins Ferry	21
40 Wellston	6
7 Martins Ferry	33
321 8-4	234
Coach: John Magistro	
Capt. Seniors	
*600th Career Win	

2005	
BHS	OPP
34 Wheeling Park	18
34 John Marshall	13
39 Wash. T. Roosevelt	13
25 St. Clairsville	0
34 Beaver Local	0
56 Sir Winfrid Laurier	7
53 Union Local	6
48 Steuben. Catholic	0
35 Brentwood	0
35 Martins Ferry*	0
42 Zane Trace	24
37 Col. Bish. Hartley	14
34 Ironton (3OT)	28
13 Young. Card. Moon.	20
519 13-1	143
Coach: John Magistro	
Capt. Seniors	
OVAC Champions	
*100th Meeting	

2006	
BHS	OPP
33 Wheeling Park	29
37 John Marshall	21
34 Buckeye Local	7
25 St. Clairsville	21
28 Beaver Local	7
43 Harrison Central	18
41 Union Local	14
44 Steuben. Catholic	10
49 Indian Creek	15
23 Martins Ferry	0
49 St. Clairsville	21
37 Westfall	26
45 New Lexington	7
7 Young. Card. Moon.	49
495 13-1	245
Coach: John Magistro	
Capt. Seniors	
OVAC Champions	

2007	
BHS	OPP
15 Wheeling Park	26
20 John Marshall	35
20 Buckeye Local	22
6 St. Clairsville	41
0 Steuben. Catholic	33
21 Harrison Central	40
14 Union Local	46
7 Edison	14
13 Indian Creek	38
0 Martins Ferry	30
116 0-10	325
Coach: Gregg Bonar	
Capt: Zach Materkoski, Bobby Mansfield, Mike Reed, Tyler Robinson	

2008	
BHS	OPP
14 Thornville Sheridan	49
42 John Marshall	8
22 Buckeye Local	25
22 St. Clairsville	14
40 Steuben. Catholic	20
14 Harrison Central *	32
14 Union Local	28
13 Edison	35
17 Indian Creek	7
6 Martins Ferry	41
204 4-6	259
Coach: Gregg Bonar	
Capt: Game captains	
*1000 games	

2009	
BHS	OPP
7 Thornville Sheridan	40
44 John Marshall	32
33 Buckeye Local	64
7 St. Clairsville	35
27 Steuben. Catholic	34
8 Harrison Central	34
20 Union Local	26
27 Edison	30
7 Indian Creek	42
7 Martins Ferry	38
187 1-9	375
Coach: Jose Davis	
Capt: Game captains	

2010	
BHS	OPP
7 Wheeling Central	56
38 John Marshall	29
43 Buckeye Local (OT)	36
7 St. Clairsville	54
32 Steuben. Catholic	13
34 Harrison Central	32
27 Union Local	13
21 Edison	24
38 Indian Creek	31
0 Martins Ferry	28
247 6-4	316
Coach: Jose Davis	
Capt: Game captains	

2011	
BHS	OPP
13 Wheeling Central	31
30 John Marshall	8
63 Steuben. Catholic	27
27 Buckeye Local	40
0 Indian Creek	21
13 St. Clairsville	35
50 Harris. Central (2OT)	44
47 Union Local	24
30 Edison	27
0 Martins Ferry	37
273 5-5	294
Coach: Jose Davis	
Capt: Game captains	

2012	
BHS	OPP
44 Steuben. Catholic	42
31 John Marshall	20
43 East Liverpool	28
45 Buckeye Local	16
0 Indian Creek	28
14 St. Clairsville	58
29 Harris. Central	28
52 Union Local	14
26 Edison	20
34 Martins Ferry	28
14 Cuyahoga Heights	42
332 8-3	324
Coach: Jose Davis	
Capt: Game captains	

2013	
BHS	OPP
35 Steuben. Catholic	55
37 John Marshall	14
29 Shadyside	46
26 Edison	12
43 Buckeye Local	6
31 Indian Creek	13
38 St. Clairsville	28
28 Harris. Central	15
41 Union Local	25
17 Martins Ferry	22
0 Newark Catholic	29
325 7-4	265
Coach: Jose Davis	
Capt: Game captains	
OVAC Champions	

UPDATED: 07.09.14

Hunter
Westlake

Austin
McConville

Don Vinka

Brendon Laughman


HIGH SCHOOL ATTENDED:
 Greenville High School 1985-1986
 Kettering Fairmont High School 1986-1987
 Danbury Lakeside High School 1987 - 1988
 Linden McKinley High School 1988 - 1989 football,
 wrestling, track

College attended:
 Columbus state community college fall and winter quarter
 1989 - 1990
 College of Mount Saint Joseph 1990 - graduated December
 1994 degree in physical education and health education 4
 year starter at linebacker position. Team captain. Selected all
 district team 3 times. National defensive player of the week
 October 1994. National all star game 1995 Louisville KY.
 University of Cincinnati June 1996 - august 1997. Master
 of education. Educational administration. "Administrator
 development academy" full scholarship program.

Will serve as head football coach. Defensive coordinator.
 Inside linebacker and adjuster coach. Oversee all special
 teams. Offensive liaison to John Perkins.

This is coach Andries' first year as a head coach and 19th
 year coaching football. Previously coaching at St. Xavier in
 Cincinnati 2009 - 2013, Lakota east high school 1997 - 2008,
 Hope Well Junior High School 1996, Spaulding Middle School
 Goshen Ohio 1995.

Coach Andres is not married with one daughter "Josie" who
 is a competitive gymnast and will be entering the 7th grade at
 Bellaire middle school.



STEVE ANDRES
 Head Football Coach

2014 BELLAIRE HIGH SCHOOL VARSITY FOOTBALL SCHEDULE

Sat. Aug. 30	Ridgewood 6-34	Home	2:00
Sat. Sept. 6	John Marshall 4-33	Home	12:30
Fri. Sept. 12	Shadyside 7-20	Away	7:00
Fri. Sept. 19	Edison 16-19	Away	7:00
Sat. Sept. 27	W Buckeye Local 61-0 (Homecoming)	Home	12:30
Sat. Oct. 4	W Steubenville Central 29-28	Away	7:00
Fri. Oct. 10	St. Clairsville 10-35	Away	7:30
Sat. Oct. 18	W Columbus Bishop Ready 30-0	Home	2:00
Sat. Oct. 25	Union Local 14-21	Home	12:30
Fri. Oct. 31	Martins Ferry 7-28	Away	7:00

3-7

3-7
 Go Big Reds!!

186

218

170

254

2015 BELLAIRE HIGH SCHOOL VARSITY FOOTBALL SCHEDULE

Sat. Aug. 29	L	Ridgewood	20-41	Away	7:00
Sat. Sept. 5	L	Wheeling Central	3-7	Home	12:30
Fri. Sept. 11	L	Harrison Central	3-21	Away	7:00
Fri. Sept. 18	L	John Marshall	10-27	Away	7:00
Fri. Sept. 25	W	Buckeye Local	56-7	Away	7:00
Sat. Oct. 3	L	Steubenville Central		Home	12:30
		(Homecoming)	14-40		
Sat. Oct. 10	L	St. Clairsville	21-21 21-36	Home	12:30
Sat. Oct. 17	L	Shadyside	0-14	Home	12:30
Sat. Oct. 23	W	Union Local	36-26	Away	7:00
Sat. Oct. 31	L	Martins Ferry	7-35	Home	12:30

2-8

Go Big Reds!!

HIGH SCHOOL ATTENDED:

Greenville High School 1985-1986
 Kettering Fairmont High School 1986-1987
 Danbury Lakeside High School 1987 - 1988
 Linden McKinley High School 1988 - 1989 football,
 wrestling, track


College attended:

Columbus state community college fall and winter quarter
 1989 - 1990
 College of Mount Saint Joseph 1990 - graduated December
 1994 degree in physical education and health education 4
 year starter at linebacker position. Team captain. Selected all
 district team 3 times. National defensive player of the week
 October 1994. National all star game 1995 Louisville KY.
 University of Cincinnati June 1996 - august 1997. Master
 of education. Educational administration. "Administrator
 development academy" full scholarship program.

Will serve as head football coach. Defensive coordinator.
 Inside linebacker and adjuster coach. Oversee all special
 teams. Offensive liaison to John Perkins.

This is coach Andres' second year as a head coach and 20th
 year coaching football. Previously coaching at St. Xavier in
 Cincinnati 2009 - 2013, Lakota east high school 1997 - 2008,
 Hope Well Junior High School 1996, Spaulding Middle School
 Goshen Ohio 1995.

Coach Andres is not married with one daughter "Josie" who
 is a competitive gymnast and will be entering the 8th grade at
 Bellaire middle school.



STEVE ANDRES
 Head Football Coach