

**FINAL OVERALL INDIVIDUAL STATISTICS**

2013

**RUSHING**

<u>Name</u>	<u>G</u>	<u>Att</u>	<u>Yds</u>	<u>Avg</u>	<u>Lng</u>	<u>TD</u>	<u>YPG</u>
Brandon Laughman	6	95	586	6.2	62	3	97.7
Hunter Westlake	8	40	374	9.4	95	6	46.8
Tyler West	6	45	301	6.7	55	4	50.2
Spencer Badia	11	59	96	1.6	22	2	8.7
Bralen Snell	4	15	78	5.2	27	0	19.5
Lance Norman	2	4	25	6.3	12	0	12.5
Ty Taylor	2	6	13	2.2	20	0	6.5
Tyson Camsky	1	1	5	5.0	5	0	5.0
Team	6	12	0	0.0	0	0	0.0
Anthony Piper	1	1	-3	-3.0	-3	0	-3.0
Cody Laroche	1	1	-9	-9.0	0	0	-9.0

**PASSING**

<u>Name</u>	<u>G</u>	<u>Cmp</u>	<u>Att</u>	<u>Yds</u>	<u>TD</u>	<u>Int</u>	<u>Lng</u>	<u>YPG</u>	<u>Pct</u>	<u>QBR</u>
Spencer Badia	11	164	281	2265	28	8	80	205	58.4 %	153.3
Ty Taylor	1	0	1	0	0	0	0	0	0.0 %	0.0
Tyson Camsky	1	0	1	0	0	0	0	0	0.0 %	0.0

**RECEIVING**

<u>Name</u>	<u>G</u>	<u>Rec</u>	<u>Yds</u>	<u>Avg</u>	<u>Lng</u>	<u>TD</u>	<u>YPG</u>
Nick Patrone	11	44	727	16.5	64	10	66.1
Kenny Hess	11	37	594	16.1	80	6	54.0
Brendon Ross	10	34	461	13.6	58	7	46.1
Tyler West	8	18	237	13.2	37	1	29.6
Hunter Westlake	10	25	233	9.3	32	3	23.3
Bralen Snell	1	1	9	9.0	9	1	9.0
Justyn Keyser	2	2	3	1.5	4	0	1.5
Brandon Laughman	3	3	1	0.3	5	0	0.3

**TOTAL OFFENSE**

<u>Name</u>	<u>G</u>	<u>Plays</u>	<u>Rush - Yards</u>	<u>Pass - Yards</u>	<u>Total Yards</u>	<u>YPG</u>
Spencer Badia	11	340	59 - 96	281 - 2265	2361	214.6
Brandon Laughman	6	95	95 - 586	0 - 0	586	97.7
Hunter Westlake	11	40	40 - 374	0 - 0	374	34.0
Tyler West	8	45	45 - 301	0 - 0	301	37.6
Bralen Snell	4	15	15 - 78	0 - 0	78	19.5
Lance Norman	2	4	4 - 25	0 - 0	25	12.5
Ty Taylor	2	7	6 - 13	1 - 0	13	6.5
Tyson Camsky	1	2	1 - 5	1 - 0	5	5.0
Nick Patrone	11	0	0 - 0	0 - 0	0	0.0
Justyn Keyser	2	0	0 - 0	0 - 0	0	0.0
Brendon Ross	10	0	0 - 0	0 - 0	0	0.0
Kenny Hess	11	0	0 - 0	0 - 0	0	0.0
Team	6	12	12 - 0	0 - 0	0	0.0
Anthony Piper	1	1	1 - -3	0 - 0	-3	-3.0
Cody Laroche	1	1	1 - -9	0 - 0	-9	-9.0

**KICKING**

<u>Name</u>	<u>FGM-A</u>	<u>XPM-A</u>
Cody Laroche	5 - 6	36 - 42

**PUNTING**

<u>Name</u>	<u>Num</u>	<u>Yds</u>	<u>Avg</u>	<u>Lng</u>	<u>I20</u>	<u>Blk</u>
Hunter Westlake	30	982	32.7	57	12	0
Logan St John	1	0	0.0	0	0	1

**KICK RETURNS**

<u>Name</u>	<u>Num</u>	<u>Yds</u>	<u>Avg</u>	<u>Lng</u>	<u>TD</u>
Tyler West	11	266	24.2	52	0
Bralen Snell	12	250	20.8	59	0
Ty Taylor	3	113	37.7	85	1
Hunter Westlake	6	54	9.0	19	0
Brandon Laughman	1	21	21.0	21	0
Austin McConville	2	13	6.5	12	0
Dylan Marling	1	1	1.0	1	0
Lance Norman	2	0	0.0	0	0

**PUNT RETURNS**

<u>Name</u>	<u>Num</u>	<u>Yds</u>	<u>Avg</u>	<u>Lng</u>	<u>TD</u>
Brendon Ross	10	64	6.4	19	0
Hunter Westlake	1	32	32.0	32	0
Nick Patrone	3	31	10.3	17	0

**ALL PURPOSE YARDS**

<u>Name</u>	<u>G</u>	<u>Rush</u>	<u>Rec</u>	<u>KR</u>	<u>PR</u>	<u>Int</u>	<u>Total</u>	<u>YPG</u>
Brendon Ross	10	0	461	0	64	0	525	52.5
Hunter Westlake	11	374	233	54	32	0	693	63.0
Nick Patrone	11	0	727	0	31	0	758	68.9
Spencer Badia	7	122	0	0	0	0	122	17.4
Bralen Snell	9	78	9	250	0	0	337	37.4
Tyler West	11	301	237	266	0	0	804	73.1
Dylan Marling	1	0	0	1	0	0	1	1.0
Ty Taylor	2	24	0	113	0	0	137	68.5
Austin McConville	2	0	0	13	0	0	13	6.5
Tyson Camsky	1	5	0	0	0	0	5	5.0
Justyn Keyser	1	0	4	0	0	0	4	4.0
Lance Norman	2	25	0	0	0	0	25	12.5
Kenny Hess	11	0	594	0	0	0	594	54.0
Brandon Laughman	6	586	1	21	0	0	608	101.3

**SCORING**

<u>Name</u>	<u>TD</u>	<u>FG</u>	<u>Kick PAT</u>	<u>Pts</u>
Nick Patrone	12	0	0	72
Hunter Westlake	9	0	0	54
Cody Laroche	0	5	36	51
Brendon Ross	7	0	0	42
Kenny Hess	6	0	0	36
Tyler West	5	0	0	30
Brandon Laughman	3	0	0	18
Spencer Badia	2	0	0	12
Bralen Snell	1	0	0	6
Ty Taylor	1	0	0	6

**DEFENSE**

<u>Name</u>	<u>Total Tackles</u>	<u>Solo</u>	<u>Assist</u>	<u>Sack</u>	<u>TFL</u>
Kenny Hess	92.5	86	13 61	0	8
Dom Vinka	86	79	14 93	1	5
Mylek Green	82	75	14 89	1	7
Austin McConville	70.5	67	7 74	0	6
Wyatt Back	58.5	50	17 67	0	1
Brendon Ross	56.5	53	7	0	1
Cody Laroche	46.5	40	13	3	5
James Dunfee	44	38	12	1	2
Nick Patrone	40	37	6	0	0
Justyn Keyser	36.5	35	3	0	0
Bralen Snell	28	27	2	1	1
Ryan Callarik	23.5	20	7	0	1
Skylar Jeter	21.5	20	3	3	1
Robby Kalinowski	18.5	16	5	0	0
Chace Braden	10.5	10	1	0	0
Jonathan Longwell	10	8	4	0	0
Michael Kovalyk	8.5	7	3	0	0
Hunter Westlake	6.5	6	1	0	0
Donivan Taylor	6.5	5	3	0	0
Jacob Smith	6	5	2	0	0
Tyler West	4	4	0	0	1
Kyle Hess	4	3	2	0	0
Jeff Nelson	4	4	0	0	0
John Price	3	3	0	0	0
Lance Norman	2	2	0	0	0
Josh Sabinski	2	2	0	0	0
Logan St John	2	2	0	0	0
Spencer Badia	1	1	0	0	0
Ty Taylor	1	1	0	0	0
Alex Hibbits	1	1	0	0	0
Robert Kovalyk	1	1	0	0	0
Derek Schybal	1	1	0	0	0
David McConn	1	1	0	0	0
Cody Tredway	1	1	0	0	0
Steven Krupa	1	1	0	0	0
Todd Morris	1	1	0	0	0
Tyson Camsky	0.5	0	1	0	0

**INTERCEPTIONS**

<u>Name</u>	<u>Num</u>	<u>Yds returned</u>
Brendon Ross	6	(0, 0, 0, 0, 0, 0)
Nick Patrone	3	(44, 0, 0)
Austin McConville	2	(3, 0)
Justyn Keyser	2	(46, 0)
Kyle Hess	1	(0)
Kenny Hess	1	(6)

# Box Score Report

Bellaire @ Newark Catholic - 11/8/2013 7:30:40 PM

BOX SCORE					
Team	1	2	3	4	T
Bellaire					0
Newark Catholic					29

SCORING PLAYS					
Team	Quarter	Time	Scoring Play	BEL	NEW
Newark Catholic	1	07:00	#7 Chayce .Crouch runs for 3 yards. Touchdown! (Point after kick by #52 Sam .Bell good)	0	7
Newark Catholic	2	07:53	#7 Chayce .Crouch runs for 4 yards. Touchdown! (Point after kick by #52 Sam .Bell no good)	0	13
Bellaire	2	01:13	#4 Spencer Badia runs for -5 yards. Safety!	0	15
Newark Catholic	3	04:17	#34 Wes .Jurden runs for 1 yards. Touchdown! (Point after kick by #52 Sam .Bell good)	0	22
Newark Catholic	4	08:21	#34 Wes .Jurden runs for 56 yards. Touchdown! (Point after kick by #52 Sam .Bell good)	0	29

TEAM STAT COMPARISON		
	Bellaire	Newark Catholic
Total Offense	126	421
Number of Plays	45	71
Yards per Play	2.8	5.9
Passing	83	63
Completions - Attempts	12 - 26	5 - 15
Yards per Pass	3.2	4.2
Touchdowns - Interceptions	0 - 1	0 - 0
Rushing	43	358
Rushing Attempts	19	54
Yards per Rush	2.3	6.6
Receiving	83	63
Receiving Completions	12	5
Yards per Catch	6.9	12.6
Penalties - Yards	8 - 80	6 - 60
Turnovers	1	0
Fumbles - Lost	0 - 0	0 - 0
Interceptions Thrown	1	0

Punting Attempts - Average Distance	3 - 39.7	3 - 42.0
Defensive Sacks - Yards	1 - 0	0 - 0
Time of Possession	00:17:58	00:19:15
<b>Downs</b>		
First Downs	7	19
First Downs - Rushing	2	15
First Downs - Passing	4	1
First Downs - Penalties	1	3
Third Down Conversions/Attempts	2/11 (18.2%)	7/17 (41.2%)
Fourth Down Conversions/Attempts	0/4 (0.0%)	3/7 (42.9%)

#### PASSING - BELLAIRE

Name	Cmp	Att	Yds	TD	Int
4 Spencer Badia	12	26	83	0	1

#### PASSING - NEWARK CATHOLIC

Name	Cmp	Att	Yds	TD	Int
7 Chayce .Crouch	5	15	63	0	0

#### RUSHING - BELLAIRE

Name	Att	Yds	Avg	Lng	TD
30 Brandon Laughman	16	54	3.4	24	0
4 Spencer Badia	3	-11	-3.7	0	0

#### RUSHING - NEWARK CATHOLIC

Name	Att	Yds	Avg	Lng	TD
5 Anthony .Wing	17	161	9.5	38	0
34 Wes .Jurden	15	133	8.9	56	2
7 Chayce .Crouch	13	41	3.2	15	2
20 Cole .Buchanan	6	23	3.8	11	0
Team	1	0	0.0	0	0
49	2	0	0.0	1	0

#### RECEIVING - BELLAIRE

Name	Rec	Yds	Avg	Lng	TD
6 Nick Patrone	4	27	6.8	9	0
3 Tyler West	2	19	9.5	12	0
8 Hunter Westlake	2	16	8.0	11	0

25 Kenny Hess	2	11	5.5	13	0
22 Brendon Ross	2	10	5.0	9	0

RECEIVING - NEWARK CATHOLIC

Name	Rec	Yds	Avg	Lng	TD
3 Joe .Davis	2	48	24.0	40	0
14 Hunter .Nance	2	14	7.0	9	0
5 Anthony .Wing	1	1	1.0	1	0

DEFENSE - BELLAIRE

Name	Tkl	Solo	Ast	Sack	TFL	Int
22 Brendon Ross	9.5	9	1	0.0	0.0	0
9 Austin McConville	9.0	9	0	0.0	1.0	0
6 Nick Patrone	8.5	8	1	0.0	0.0	0
25 Kenny Hess	8.5	7	3	0.0	0.0	0
45 Myliek Green	8.0	7	2	0.0	1.0	0
58 Cody Laroche	4.5	4	1	0.0	0.0	0
15 Justyn Keyser	4.0	4	0	0.0	0.0	0
19 Dom Vinka	4.0	3	2	0.0	1.0	0
56 James Dunfee	4.0	4	0	1.0	0.0	0
66 Wyatt Back	4.0	4	0	0.0	0.0	0
74 Ryan Callarik	3.5	3	1	0.0	0.0	0
2 Bralen Snell	1.0	1	0	0.0	0.0	0
17 Robert Kovalyk	1.0	1	0	0.0	0.0	0
61 Robby Kalinowski	1.0	1	0	0.0	0.0	0

DEFENSE - NEWARK CATHOLIC

Name	Tkl	Solo	Ast	Sack	TFL	Int
59 Spencer .Chapman	0.0	0	0	0.0	0.0	1

KICKING - BELLAIRE

Name	FG	FGA	Lng	XP	Pts
------	----	-----	-----	----	-----

KICKING - NEWARK CATHOLIC

Name	FG	FGA	Lng	XP	Pts
52 Sam .Bell	0	0	0	3	3

PUNTING - BELLAIRE

Name	Num	Yds	Avg	Lng	I20
------	-----	-----	-----	-----	-----

8 Hunter Westlake	3	119	39.7	51	0
-------------------	---	-----	------	----	---

**PUNTING - NEWARK CATHOLIC**

Name	Num	Yds	Avg	Lng	TD
7 Chayce .Crouch	3	126	42.0	51	2

**PUNT RETURNS - BELLAIRE**

Name	Att	Yds	Avg	Lng	TD
6 Nick Patrone	1	17	17.0	17	0
22 Brendon Ross	2	6	3.0	4	0

**PUNT RETURNS - NEWARK CATHOLIC**

Name	Att	Yds	Avg	Lng	TD
------	-----	-----	-----	-----	----

**KICKOFF RETURNS - BELLAIRE**

Name	Att	Yds	Avg	Lng	TD
3 Tyler West	2	99	49.5	52	0
2 Bralen Snell	1	38	38.0	38	0

**KICKOFF RETURNS - NEWARK CATHOLIC**

Name	Att	Yds	Avg	Lng	TD
5 Anthony .Wing	1	13	13.0	13	0

# Tom Rataiczak

---

**From:** Kevin Schmidli [kevinschmidli@yahoo.com]  
**Sent:** Saturday, November 02, 2013 7:47 PM  
**To:** Jason Ayers; Jim Huggins; Jose Davis; Mike Anthony; Molly Feller; Norm Papola; Seth Staskey; The Intelligencer; Shawn Valloric; WTOV 9; Ed Miller; McMahon; Bellaire coach; Justin Green; Ty Masciarelli; Bruce Stolz; Coach Shallcross; Linda McCabe; John Patrone; Rob Metzger; Kim North; Tom Rataiczak  
**Subject:** Stats thru Week 10  
**Attachments:** Bellaire - Box Score Report - Ferry.pdf; Bellaire overall individual stats thru Week 10.docx

Here are the individual game and season stats thru the regular season.

For those media members who receive this email, Spencer did officially become the first OVAC player with 8,000 career yards. Here is a quick breakdown of his three seasons.

Season	Rushing	Passing
2011	44	2346
2012	321	3001
2013	107	2182
Totals	472	

7529 = 8,001 total yards

See everybody next week for the playoffs.

Kevin

S	RUS	PASS	
2011	44	2346	
2012	321	3001	
2013	107	2182	
	<hr/>	<hr/>	
	472	<del>7529</del>	
	- 11	<del>7259</del>	3001
	<hr/>	<hr/>	
	461	83	
		<del>7612</del>	
		<del>7342</del>	
		7612	8073



# Box Score Report

Martins Ferry @ Bellaire - 11/2/2013 12:30:00 PM

BOX SCORE					
Team	1	2	3	4	T
Martins Ferry	7	7	8	0	22
Bellaire	17	0	0	0	17

SCORING PLAYS					
Team	Quarter	Time	Scoring Play	MAR	BEL
Bellaire	1	08:05	22 yard field goal attempt by #58 Cody Laroche. Good!	0	3
Martins Ferry	1	05:59	#5 Brian Styles runs for 21 yards. Touchdown! (Point after kick by #3 Arjay Burress good)	7	3
Bellaire	1	05:11	#30 Brandon Laughman runs for 14 yards. Touchdown! (Point after kick by #58 Cody Laroche good)	7	10
Bellaire	1	00:01	#4 Spencer Badia pass complete to #25 Kenny Hess for 18 yards. Touchdown! (Point after kick by #58 Cody Laroche good)	7	17
Martins Ferry	2	09:42	#5 Brian Styles pass complete to #9 Jake Barritt for 33 yards. Touchdown! (Point after kick by #3 Arjay Burress good)	14	17
Martins Ferry	3	01:57	#26 Bryce Coleman runs for 1 yards. Touchdown! (Two point conversion run by #5 Brian Styles good)	22	17

TEAM STAT COMPARISON		
	Martins Ferry	Bellaire
Total Offense	386	262
Number of Plays	69	56
Yards per Play	5.6	4.7
Passing	105	227
Completions - Attempts	6 - 11	14 - 36
Yards per Pass	9.5	6.3
Touchdowns - Interceptions	1 - 2	1 - 1
Rushing	281	35
Rushing Attempts	56	20
Yards per Rush	5.0	1.8
Receiving	105	227
Receiving Completions	6	14
Yards per Catch	17.5	16.2
Penalties - Yards	4 - 30	4 - 25
Turnovers	4	2

Fumbles - Lost	4 - 2	1 - 1
Interceptions Thrown	2	1
Punting Attempts - Average Distance	2 - 22.5	3 - 45.7
Defensive Sacks - Yards	0 - 0	1 - 0
Time of Possession	00:28:35	00:19:25
Downs		
First Downs	20	12
First Downs - Rushing	16	2
First Downs - Passing	3	9
First Downs - Penalties	1	1
Third Down Conversions/Attempts	6/13 (46.2%)	5/15 (33.3%)
Fourth Down Conversions/Attempts	2/3 (66.7%)	1/4 (25.0%)

#### PASSING - MARTINS FERRY

Name	Cmp	Att	Yds	TD	Int
5 Brian Styles	6	11	105	1	2

#### PASSING - BELLAIRE

Name	Cmp	Att	Yds	TD	Int
4 Spencer Badia	14	36	227	1	1

#### RUSHING - MARTINS FERRY

Name	Att	Yds	Avg	Lng	TD
3 Arjay Burress	12	91	7.6	33	0
5 Brian Styles	20	80	4.0	21	1
24 Jahod Joyce	12	50	4.2	18	0
26 Bryce Coleman	4	34	8.5	17	1
34 Marcus Sutton	2	13	6.5	8	0
10 Jack Fitch	1	8	8.0	8	0
9 Jake Barritt	1	4	4.0	4	0
31 Bruce Burger	1	1	1.0	1	0
Team	3	0	0.0	0	0

#### RUSHING - BELLAIRE

Name	Att	Yds	Avg	Lng	TD
30 Brandon Laughman	12	35	2.9	14	1
4 Spencer Badia	7	9	1.3	8	0
58 Cody Laroche	1	-9	-9.0	0	0

## RECEIVING - MARTINS FERRY

Name	Rec	Yds	Avg	Lng	TD
9 Jake Barritt	4	56	14.0	33	1
34 Marcus Sutton	1	40	40.0	40	0
89 Robert Vargo	1	9	9.0	9	0

## RECEIVING - BELLAIRE

Name	Rec	Yds	Avg	Lng	TD
25 Kenny Hess	3	89	29.7	57	1
22 Brendon Ross	6	78	13.0	25	0
6 Nick Patrone	4	51	12.8	16	0
8 Hunter Westlake	1	9	9.0	9	0

## DEFENSE - MARTINS FERRY

Name	Tkl	Solo	Ast	Sack	TFL	Int
10 Jack Fitch	0.0	0	0	0.0	0.0	1

## DEFENSE - BELLAIRE

Name	Tkl	Solo	Ast	Sack	TFL	Int
9 Austin McConville	10.0	10	0	0.0	2.0	0
66 Wyatt Back	8.0	6	4	0.0	0.0	0
25 Kenny Hess	7.5	6	3	0.0	1.0	0
22 Brendon Ross	7.0	6	2	0.0	0.0	0
15 Justyn Keyser	6.0	6	0	0.0	0.0	2
19 Dom Vinka	6.0	6	0	0.0	0.0	0
56 James Dunfee	6.0	5	2	0.0	0.0	0
58 Cody Laroche	5.5	5	1	0.0	0.0	0
45 Myliek Green	5.0	5	0	0.0	1.0	0
61 Robby Kalinowski	3.0	3	0	0.0	0.0	0
74 Ryan Callarik	3.0	3	0	0.0	0.0	0
2 Bralen Snell	2.0	2	0	1.0	0.0	0
4 Spencer Badia	1.0	1	0	0.0	0.0	0
6 Nick Patrone	1.0	1	0	0.0	0.0	0
3 Tyler West	1.0	1	0	0.0	1.0	0
13 Skylar Jeter	0.5	0	1	0.0	0.0	0
26 Jonathan Longwell	0.5	0	1	0.0	0.0	0

## KICKING - MARTINS FERRY

Name	FG	FGA	Lng	XP	Pts
3 Arjay Burress	0	0	0	2	2

#### KICKING - BELLAIRE

Name	FG	FGA	Lng	XP	Pts
58 Cody Laroche	1	1	22	2	5

#### PUNTING - MARTINS FERRY

Name	Num	Yds	Avg	Lng	I20
82 Seth Scott	2	45	22.5	24	1

#### PUNTING - BELLAIRE

Name	Num	Yds	Avg	Lng	I20
8 Hunter Westlake	3	137	45.7	57	2

#### PUNT RETURNS - MARTINS FERRY

Name	Att	Yds	Avg	Lng	TD
9 Jake Barritt	1	1	1.0	1	0

#### PUNT RETURNS - BELLAIRE

Name	Att	Yds	Avg	Lng	TD
------	-----	-----	-----	-----	----

#### KICKOFF RETURNS - MARTINS FERRY

Name	Att	Yds	Avg	Lng	TD
5 Brian Styles	2	70	35.0	53	0
10 Jack Fitch	2	32	16.0	18	0

#### KICKOFF RETURNS - BELLAIRE

Name	Att	Yds	Avg	Lng	TD
2 Bralen Snell	2	31	15.5	21	0
3 Tyler West	2	22	11.0	25	0

**OVERALL INDIVIDUAL STATISTICS THRU WEEK 10****RUSHING**

<b>Name</b>	<b>G</b>	<b>Att</b>	<b>Yds</b>	<b>Avg</b>	<b>Lng</b>	<b>TD</b>	<b>YPG</b>
Brandon Laughman	5	79	532	6.7	62	3	106.4
Hunter Westlake	8	40	374	9.4	95	6	46.8
Tyler West	6	45	301	6.7	55	4	50.2
Spencer Badia	10	56	107	1.9	22	2	10.7
Bralen Snell	4	15	78	5.2	27	0	19.5
Lance Norman	2	4	25	6.3	12	0	12.5
Ty Taylor	2	6	13	2.2	20	0	6.5
Tyson Camsky	1	1	5	5.0	5	0	5.0
Team	6	12	0	0.0	0	0	0.0
Anthony Piper	1	1	-3	-3.0	-3	0	-3.0
Cody Laroche	1	1	-9	-9.0	0	0	-9.0

**PASSING**

<b>Name</b>	<b>G</b>	<b>Cmp</b>	<b>Att</b>	<b>Yds</b>	<b>TD</b>	<b>Int</b>	<b>Lng</b>	<b>YPG</b>	<b>Pct</b>	<b>QBR</b>
Spencer Badia	10	152	255	2182	28	7	80	218	59.6 %	162.2
Ty Taylor	1	0	1	0	0	0	0	0	0.0 %	0.0
Tyson Camsky	1	0	1	0	0	0	0	0	0.0 %	0.0

**RECEIVING**

<b>Name</b>	<b>G</b>	<b>Rec</b>	<b>Yds</b>	<b>Avg</b>	<b>Lng</b>	<b>TD</b>	<b>YPG</b>
Nick Patrone	10	40	700	17.5	64	10	70.0
Kenny Hess	10	35	583	16.7	80	6	58.3
Brendon Ross	9	32	451	14.1	58	7	50.1
Tyler West	7	16	218	13.6	37	1	31.1
Hunter Westlake	9	23	217	9.4	32	3	24.1
Bralen Snell	1	1	9	9.0	9	1	9.0
Justyn Keyser	2	2	3	1.5	4	0	1.5
Brandon Laughman	3	3	1	0.3	5	0	0.3

**TOTAL OFFENSE**

<b>Name</b>	<b>G</b>	<b>Plays</b>	<b>Rush - Yards</b>	<b>Pass - Yards</b>	<b>Total Yards</b>	<b>YPG</b>
Spencer Badia	10	311	56 - 107	255 - 2182	2289	228.9
Brandon Laughman	5	79	79 - 532	0 - 0	532	106.4
Hunter Westlake	10	40	40 - 374	0 - 0	374	37.4
Tyler West	7	45	45 - 301	0 - 0	301	43.0
Bralen Snell	4	15	15 - 78	0 - 0	78	19.5
Lance Norman	2	4	4 - 25	0 - 0	25	12.5
Ty Taylor	2	7	6 - 13	1 - 0	13	6.5
Tyson Camsky	1	2	1 - 5	1 - 0	5	5.0
Nick Patrone	10	0	0 - 0	0 - 0	0	0.0
Justyn Keyser	2	0	0 - 0	0 - 0	0	0.0
Brendon Ross	9	0	0 - 0	0 - 0	0	0.0
Kenny Hess	10	0	0 - 0	0 - 0	0	0.0
Team	6	12	12 - 0	0 - 0	0	0.0
Anthony Piper	1	1	1 - -3	0 - 0	-3	-3.0
Cody Laroche	1	1	1 - -9	0 - 0	-9	-9.0

**KICKING**

<b>Name</b>	<b>FGM-A</b>	<b>XPM-A</b>
Cody Laroche	5 - 6	36 - 42

**PUNTING**

<u>Name</u>	<u>Num</u>	<u>Yds</u>	<u>Avg</u>	<u>Lng</u>	<u>I20</u>	<u>Blk</u>
Hunter Westlake	27	863	32.0	57	12	0
Logan St John	1	0	0.0	0	0	1

**KICK RETURNS**

<u>Name</u>	<u>Num</u>	<u>Yds</u>	<u>Avg</u>	<u>Lng</u>	<u>TD</u>
Bralen Snell	11	212	19.3	59	0
Tyler West	9	167	18.6	45	0
Ty Taylor	3	113	37.7	85	1
Hunter Westlake	6	54	9.0	19	0
Brandon Laughman	1	21	21.0	21	0
Austin McConville	2	13	6.5	12	0
Dylan Marling	1	1	1.0	1	0
Lance Norman	2	0	0.0	0	0

**PUNT RETURNS**

<u>Name</u>	<u>Num</u>	<u>Yds</u>	<u>Avg</u>	<u>Lng</u>	<u>TD</u>
Brendon Ross	8	58	7.3	19	0
Hunter Westlake	1	32	32.0	32	0
Nick Patrone	2	14	7.0	8	0

**ALL PURPOSE YARDS**

<u>Name</u>	<u>G</u>	<u>Rush</u>	<u>Rec</u>	<u>KR</u>	<u>PR</u>	<u>Int</u>	<u>Total</u>	<u>YPG</u>
Brendon Ross	9	0	451	0	58	0	509	56.6
Hunter Westlake	10	374	217	54	32	0	677	67.7
Nick Patrone	10	0	700	0	14	0	714	71.4
Spencer Badia	7	122	0	0	0	0	122	17.4
Bralen Snell	8	78	9	212	0	0	299	37.4
Tyler West	10	301	218	167	0	0	686	68.6
Dylan Marling	1	0	0	1	0	0	1	1.0
Ty Taylor	2	24	0	113	0	0	137	68.5
Austin McConville	2	0	0	13	0	0	13	6.5
Tyson Camsky	1	5	0	0	0	0	5	5.0
Justyn Keyser	1	0	4	0	0	0	4	4.0
Lance Norman	2	25	0	0	0	0	25	12.5
Kenny Hess	10	0	583	0	0	0	583	58.3
Brandon Laughman	5	532	1	21	0	0	554	110.8

**SCORING**

<u>Name</u>	<u>TD</u>	<u>FG</u>	<u>Kick PAT</u>	<u>Pts</u>
Nick Patrone	12	0	0	72
Hunter Westlake	9	0	0	54
Cody Laroche	0	5	36	51
Brendon Ross	7	0	0	42
Kenny Hess	6	0	0	36
Tyler West	5	0	0	30
Brandon Laughman	3	0	0	18
Spencer Badia	2	0	0	12
Bralen Snell	1	0	0	6
Ty Taylor	1	0	0	6

**DEFENSE**

<u>Name</u>	<u>Total Tackles</u>	<u>Solo</u>	<u>Assist</u>	<u>Sack</u>	<u>TFL</u>
Kenny Hess	84	79	10	0	8
Dom Vinka	82	76	12	1	4
Myliek Green	74	68	12	1	6
Austin McConville	61.5	58	7	0	5
Wyatt Back	54.5	46	17	0	1
Brendon Ross	47	44	6	0	1
Cody Laroche	42	36	12	3	5
James Dunfee	40	34	12	0	2
Justyn Keyser	32.5	31	3	0	0
Nick Patrone	31.5	29	5	0	0
Bralen Snell	27	26	2	1	1
Skylar Jeter	21.5	20	3	3	1
Ryan Callarik	20	17	6	0	1
Robby Kalinowski	17.5	15	5	0	0
Chace Braden	10.5	10	1	0	0
Jonathan Longwell	10	8	4	0	0
Michael Kovalyk	8.5	7	3	0	0
Hunter Westlake	6.5	6	1	0	0
Donivan Taylor	6.5	5	3	0	0
Jacob Smith	6	5	2	0	0
Tyler West	4	4	0	0	1
Kyle Hess	4	3	2	0	0
Jeff Nelson	4	4	0	0	0
John Price	3	3	0	0	0
Lance Norman	2	2	0	0	0
Josh Sabinski	2	2	0	0	0
Logan St John	2	2	0	0	0
Spencer Badia	1	1	0	0	0
Ty Taylor	1	1	0	0	0
Alex Hibbits	1	1	0	0	0
Derek Schybal	1	1	0	0	0
David McConn	1	1	0	0	0
Cody Tredway	1	1	0	0	0
Steven Krupa	1	1	0	0	0
Todd Morris	1	1	0	0	0
Tyson Camsky	0.5	0	1	0	0

**INTERCEPTIONS**

<u>Name</u>	<u>Num</u>	<u>Yds returned</u>
Brendon Ross	6	(0, 0, 0, 0, 0, 0)
Nick Patrone	3	(44, 0, 0)
Austin McConville	2	(3, 0)
Justyn Keyser	2	(46, 0)
Kyle Hess	1	(0)
Kenny Hess	1	(6)

## Tom Rataiczak

---

**From:** Kevin Schmidli [kevinschmidli@yahoo.com]  
**Sent:** Saturday, October 26, 2013 1:03 AM  
**To:** Jason Ayers; Jim Huggins; Jose Davis; Mike Anthony; Molly Feller; Norm Papola; Seth Staskey; The Intelligencer; Shawn Valloric; WTOV 9; Ed Miller; McMahon; Bellaire coach; Justin Green; Ty Masciarelli; Bruce Stolz; Coach Shallcross; Linda McCabe; John Patrone; Rob Metzger; Kim North; Tom Rataiczak  
**Subject:** Bellaire stats thru Week 9  
**Attachments:** Bellaire overall individual stats thru Week 9 (Autosaved).docx; Bellaire - Box Score Report - Union Local.pdf

I did some investigating when I got home tonight through the official stats from the last three years to make sure that the stats that have been reported out there, for Spencer Badia and Nick Patrone in particular, are 100% accurate as they chase down some pretty impressive career records.

After last week it was reported that Spencer was nine yards shy of 7,000. Upon going back this was inaccurate. In 2011, he completed 150-of-293 passes for 2,346 yards with 26 TD's and 16 INT. In 2012, he completed 212-of-387 passes for 3,001 yards with 24 TD's and 13 INT. In 2013, he has completed 138-of-219 passes for 1,955 yards with 27 TD's and 6 INT.

For his career up-to-date through tonight's game he has completed 500-of-899 passes for 7,302 yards with 77 TD's and 35 INT.

According to BeeBee Marinacci, who has the list of school records, Nate Davis holds the career passing yardage record for Bellaire with 7,348 yards. If that is correct, Spencer will need just 47 yards passing next week to break the all-time school record and possibly the all-time OVAC record depending on what Colabella does for Steubenville Central this weekend and next.

Also, going into tonight's game, Nick Patrone was at 129 career receptions. According to BeeBee, Ben Taylor held the school record for career receptions with 130. With Nick's seven receptions tonight, he now holds the all-time receptions record for Bellaire currently sitting at 136.

Tom, could you please e-mail me back and verify Nate's career passing yardage total?

If anyone has any questions, feel free to shoot me an e-mail.  
Kevin

136



## Tom Rataiczak

---

**From:** Kevin Schmidli [kevinschmidli@yahoo.com]  
**Sent:** Saturday, October 26, 2013 10:42 PM  
**To:** Jason Ayers; Jim Huggins; Jose Davis; Mike Anthony; Molly Feller; Norm Papola; Seth Staskey; The Intelligencer; Shawn Valloric; WTOV 9; Ed Miller; McMahon; Bellaire coach; Justin Green; Ty Masciarelli; Bruce Stolz; Coach Shallcross; Linda McCabe; John Patrone; Rob Metzger; Kim North; Tom Rataiczak  
**Subject:** some interesting Spencer Badia tidbits

I will get 100% confirmation tomorrow but all signs point towards Nate Davis having finished his career with 7,348 career yards passing and 7,938 total yards over his career.

At this point Spencer is at 7,302 yards passing putting him 47 passing yards away from breaking that record next week. I went through and added up his rushing and receiving yards over his career. With is 100 yards receiving his freshman season, 44 yards rushing his sophomore season, 321 yards rushing his junior season and his 98 yards rushing this season, his total yards stands at 7,865 yards. That would put him just 73 yards behind Nate for that record and only 135 yards away from 8,000 total yards in his career.

I'm not 100% certain that the 100 yards receiving would be included in that record. I will find out this week. Regardless, he is poised to break 8,000 total yards next week as well.

As I have also mentioned before, he is currently only four touchdown passes behind Nate for the career mark, 81-77.

I'll email more of these little tidbits as I come across them.

Kevin

P.S. To any of the media contingent that receive this, does anybody know if an OVAC player has ever gone over 8,000 career yards? Just curious if he and Colabella might be racing to be the first.

# Box Score Report

Bellaire @ Union Local - 10/25/2013 7:00:00 PM

BOX SCORE					
Team	1	2	3	4	T
Bellaire	7	9	12	13	41
Union Local	0	6	6	13	25

SCORING PLAYS					
Team	Quarter	Time	Scoring Play	BEL	UNI
Bellaire	1	01:23	#4 Spencer Badia pass complete to #6 Nick Patrone for 26 yards. Touchdown! (Point after kick by #58 Cody Laroche good)	7	0
Bellaire	2	07:09	#4 Spencer Badia pass complete to #6 Nick Patrone for 5 yards. Touchdown! (Point after kick by #58 Cody Laroche good)	14	0
Union Local	2	04:00	#17 Travis James runs for 4 yards. Touchdown! (Point after kick by #6 Bobby Stewart no good)	14	6
Union Local	2	01:59	#17 Travis James runs for -2 yards. Safety!	16	6
Bellaire	3	11:14	#8 Hunter Westlake runs for 9 yards. Touchdown! (Point after kick by #58 Cody Laroche blocked)	22	6
Bellaire	3	08:13	#4 Spencer Badia pass complete to #22 Brendon Ross for 38 yards. Touchdown! (Point after kick by #58 Cody Laroche no good)	28	6
Bellaire	3	02:46	#4 Spencer Badia runs to the Jets 28 for -4 yards. Fumble! (Team) Recovered by #88 Demitree Turner. (Two point conversion pass by #17 Travis James to Team no good)	28	12
Union Local	4	11:12	#17 Travis James runs for 2 yards. Touchdown! (Two point conversion run by #17 Travis James no good)	28	18
Bellaire	4	10:57	#4 Spencer Badia pass complete to #22 Brendon Ross for 58 yards. Touchdown! (Point after kick by #58 Cody Laroche good)	35	18
Union Local	4	07:52	#17 Travis James pass complete to #45 Isaac Goodson for 12 yards. Touchdown! (Point after kick by #9 Eric Dunfee good)	35	25
Union Local	4	01:32	#17 Travis James pass intended for Team. Intercepted by #6 Nick Patrone. (Two point conversion run by #58 Cody Laroche no good)	41	25

TEAM STAT COMPARISON		
	Bellaire	Union Local
Total Offense	372	377
Number of Plays	56	72
Yards per Play	6.6	5.2
Passing	347	140
Completions - Attempts	17 - 29	12 - 23
Yards per Pass	12.0	6.1
Touchdowns - Interceptions	4 - 0	1 - 2

Rushing	25	237
Rushing Attempts	23	48
Yards per Rush	1.1	4.9
Receiving	347	140
Receiving Completions	17	12
Yards per Catch	20.4	11.7
Penalties - Yards	8 - 80	7 - 70
Turnovers	2	4
Fumbles - Lost	2 - 2	2 - 2
Interceptions Thrown	0	2
Punting Attempts - Average Distance	5 - 32.8	0 - 0.0
Defensive Sacks - Yards	5 - 0	0 - 0
Time of Possession	00:11:27	00:26:32
Downs		
First Downs	17	20
First Downs - Rushing	4	11
First Downs - Passing	10	7
First Downs - Penalties	3	2
Third Down Conversions/Attempts	4/13 (30.8%)	7/16 (43.8%)
Fourth Down Conversions/Attempts	0/1 (0.0%)	2/7 (28.6%)

#### PASSING - BELLAIRE

Name	Cmp	Att	Yds	TD	Int
4 Spencer Badia	17	29	347	4	0

#### PASSING - UNION LOCAL

Name	Cmp	Att	Yds	TD	Int
17 Travis James	11	22	101	1	2
9 Eric Dunfee	1	1	39	0	0

#### RUSHING - BELLAIRE

Name	Att	Yds	Avg	Lng	TD
8 Hunter Westlake	6	20	3.3	11	1
30 Brandon Laughman	8	11	1.4	6	0
Team	1	0	0.0	0	0
4 Spencer Badia	8	-6	-0.8	8	0

#### RUSHING - UNION LOCAL

Name	Att	Yds	Avg	Lng	TD
17 Travis James	26	150	5.8	51	2
36 Jake Leishman	11	56	5.1	23	0
9 Eric Dunfee	6	16	2.7	7	0
37 Spencer Ware	2	12	6.0	18	0
33 Tater Blake	1	2	2.0	2	0
35 Joey Brown	1	1	1.0	1	0
Team	1	0	0.0	0	0

#### RECEIVING - BELLAIRE

Name	Rec	Yds	Avg	Lng	TD
22 Brendon Ross	4	128	32.0	58	2
6 Nick Patrone	7	124	17.7	40	2
8 Hunter Westlake	2	54	27.0	32	0
25 Kenny Hess	3	45	15.0	32	0
30 Brandon Laughman	1	-4	-4.0	0	0

#### RECEIVING - UNION LOCAL

Name	Rec	Yds	Avg	Lng	TD
8 Josh Bolyard	2	44	22.0	39	0
37 Spencer Ware	3	42	14.0	19	0
88 Demitree Turner	3	35	11.7	16	0
45 Isaac Goodson	3	19	6.3	12	1
33 Tater Blake	1	0	0.0	0	0

#### DEFENSE - BELLAIRE

Name	Tkl	Solo	Ast	Sack	TFL	Int
25 Kenny Hess	9.0	9	0	0.0	2.0	0
19 Dom Vinka	8.5	7	3	1.0	1.0	0
66 Wyatt Back	8.0	8	0	0.0	0.0	0
58 Cody Laroche	7.0	7	0	3.0	3.0	0
45 Myliek Green	6.5	6	1	1.0	0.0	0
2 Bralen Snell	6.0	6	0	0.0	1.0	0
9 Austin McConville	6.0	6	0	0.0	0.0	0
15 Justyn Keyser	6.0	5	2	0.0	0.0	0
6 Nick Patrone	4.0	4	0	0.0	0.0	1
22 Brendon Ross	4.0	4	0	0.0	0.0	1

56 James Dunfee	4.0	4	0	0.0	0.0	0
13 Skylar Jeter	3.0	3	0	0.0	1.0	0
74 Ryan Callarik	2.5	2	1	0.0	0.0	0
7 Ty Taylor	1.0	1	0	0.0	0.0	0
61 Robby Kalinowski	1.0	1	0	0.0	0.0	0
65 Jeff Nelson	1.0	1	0	0.0	0.0	0

**DEFENSE - UNION LOCAL**

Name	Tkl	Solo	Ast	Sack	TFL	Int
------	-----	------	-----	------	-----	-----

**KICKING - BELLAIRE**

Name	FG	FGA	Lng	XP	Pts
58 Cody Laroche	0	0	0	3	3

**KICKING - UNION LOCAL**

Name	FG	FGA	Lng	XP	Pts
9 Eric Dunfee	0	0	0	1	1
6 Bobby Stewart	0	0	0	0	0

**PUNTING - BELLAIRE**

Name	Num	Yds	Avg	Lng	I20
8 Hunter Westlake	5	164	32.8	39	4

**PUNTING - UNION LOCAL**

Name	Num	Yds	Avg	Lng	I20
------	-----	-----	-----	-----	-----

**PUNT RETURNS - BELLAIRE**

Name	Att	Yds	Avg	Lng	TD
------	-----	-----	-----	-----	----

**PUNT RETURNS - UNION LOCAL**

Name	Att	Yds	Avg	Lng	TD
17 Travis James	1	14	14.0	14	0

**KICKOFF RETURNS - BELLAIRE**

Name	Att	Yds	Avg	Lng	TD
3 Tyler West	2	47	23.5	39	0
9 Austin McConville	1	1	1.0	1	0

**KICKOFF RETURNS - UNION LOCAL**

Name	Att	Yds	Avg	Lng	TD
37 Spencer Ware	2	49	24.5	28	0

88 Demitree Turner	2	36	18.0	19	0
33 Tater Blake	1	24	24.0	24	0

**OVERALL INDIVIDUAL STATISTICS THRU WEEK 9**

**RUSHING**

<u>Name</u>	<u>G</u>	<u>Att</u>	<u>Yds</u>	<u>Avg</u>	<u>Lng</u>	<u>TD</u>	<u>YPG</u>
Brandon Laughman	4	67	497	7.4	62	2	124.3
Hunter Westlake	8	40	374	9.4	95	6	46.8
Tyler West	6	45	301	6.7	55	4	50.2
Spencer Badia	9	49	98	2.0	22	2	10.9
Bralen Snell	4	15	78	5.2	27	0	19.5
Lance Norman	2	4	25	6.3	12	0	12.5
Ty Taylor	2	6	13	2.2	20	0	6.5
Tyson Camsky	1	1	5	5.0	5	0	5.0
Team	6	12	0	0.0	0	0	0.0
Anthony Piper	1	1	-3	-3.0	-3	0	-3.0

**PASSING**

<u>Name</u>	<u>G</u>	<u>Cmp</u>	<u>Att</u>	<u>Yds</u>	<u>TD</u>	<u>Int</u>	<u>Lng</u>	<u>YPG</u>	<u>Pct</u>	<u>QBR</u>
Spencer Badia	9	138	219	1955	27	6	80	217	63.0 %	173.2
Ty Taylor	1	0	1	0	0	0	0	0	0.0 %	0.0
Tyson Camsky	1	0	1	0	0	0	0	0	0.0 %	0.0

**RECEIVING**

<u>Name</u>	<u>G</u>	<u>Rec</u>	<u>Yds</u>	<u>Avg</u>	<u>Lng</u>	<u>TD</u>	<u>YPG</u>
Nick Patrone	9	36	649	18.0	64	10	72.1
Kenny Hess	9	32	494	15.4	80	5	54.9
Brendon Ross	8	26	373	14.3	58	7	46.6
Tyler West	7	16	218	13.6	37	1	31.1
Hunter Westlake	8	22	208	9.5	32	3	26.0
Bralen Snell	1	1	9	9.0	9	1	9.0
Justyn Keyser	2	2	3	1.5	4	0	1.5
Brandon Laughman	3	3	1	0.3	5	0	0.3

**TOTAL OFFENSE**

<u>Name</u>	<u>G</u>	<u>Plays</u>	<u>Rush - Yards</u>	<u>Pass - Yards</u>	<u>Total Yards</u>	<u>YPG</u>
Spencer Badia	9	268	49 - 98	219 - 1955	2053	228.1
Brandon Laughman	4	67	67 - 497	0 - 0	497	124.3
Hunter Westlake	9	40	40 - 374	0 - 0	374	41.6
Tyler West	7	45	45 - 301	0 - 0	301	43.0
Bralen Snell	4	15	15 - 78	0 - 0	78	19.5
Lance Norman	2	4	4 - 25	0 - 0	25	12.5
Ty Taylor	2	7	6 - 13	1 - 0	13	6.5
Tyson Camsky	1	2	1 - 5	1 - 0	5	5.0
Nick Patrone	9	0	0 - 0	0 - 0	0	0.0
Justyn Keyser	2	0	0 - 0	0 - 0	0	0.0
Brendon Ross	8	0	0 - 0	0 - 0	0	0.0
Kenny Hess	9	0	0 - 0	0 - 0	0	0.0
Team	6	12	12 - 0	0 - 0	0	0.0
Anthony Piper	1	1	1 - -3	0 - 0	-3	-3.0

**KICKING**

<u>Name</u>	<u>FGM-A</u>	<u>XPM-A</u>
Cody LaRoche	4 - 5	34 - 40

**PUNTING**

<u>Name</u>	<u>Num</u>	<u>Yds</u>	<u>Avg</u>	<u>Lng</u>	<u>I20</u>	<u>Blk</u>
Hunter Westlake	24	726	30.3	55	10	0
Logan St John	1	0	0.0	0	0	1

**KICK RETURNS**

<u>Name</u>	<u>Num</u>	<u>Yds</u>	<u>Avg</u>	<u>Lng</u>	<u>TD</u>
Bralen Snell	9	181	20.1	59	0
Tyler West	7	145	20.7	45	0
Ty Taylor	3	113	37.7	85	1
Hunter Westlake	6	54	9.0	19	0
Brandon Laughman	1	21	21.0	21	0
Austin McConville	2	13	6.5	12	0
Dylan Marling	1	1	1.0	1	0
Lance Norman	2	0	0.0	0	0

**PUNT RETURNS**

<u>Name</u>	<u>Num</u>	<u>Yds</u>	<u>Avg</u>	<u>Lng</u>	<u>TD</u>
Brendon Ross	8	58	7.3	19	0
Hunter Westlake	1	32	32.0	32	0
Nick Patrone	2	14	7.0	8	0

**ALL PURPOSE YARDS**

<u>Name</u>	<u>G</u>	<u>Rush</u>	<u>Rec</u>	<u>KR</u>	<u>PR</u>	<u>Int</u>	<u>Total</u>	<u>YPG</u>
Brendon Ross	8	0	373	0	58	0	431	53.9
Hunter Westlake	9	374	208	54	32	0	668	74.2
Nick Patrone	9	0	649	0	14	0	663	73.7
Spencer Badia	6	113	0	0	0	0	113	18.8
Bralen Snell	7	78	9	181	0	0	268	38.3
Tyler West	9	301	218	145	0	0	664	73.8
Dylan Marling	1	0	0	1	0	0	1	1.0
Ty Taylor	2	24	0	113	0	0	137	68.5
Austin McConville	2	0	0	13	0	0	13	6.5
Tyson Camsky	1	5	0	0	0	0	5	5.0
Justyn Keyser	1	0	4	0	0	0	4	4.0
Lance Norman	2	25	0	0	0	0	25	12.5
Kenny Hess	9	0	494	0	0	0	494	54.9
Brandon Laughman	4	497	1	21	0	0	519	129.8

**SCORING**

<u>Name</u>	<u>TD</u>	<u>FG</u>	<u>Kick PAT</u>	<u>Pts</u>
Nick Patrone	12	0	0	72
Hunter Westlake	9	0	0	54
Cody Laroche	0	4	34	46
Brendon Ross	7	0	0	42
Tyler West	5	0	0	30
Kenny Hess	5	0	0	30
Spencer Badia	2	0	0	12
Brandon Laughman	2	0	0	12
Bralen Snell	1	0	0	6
Ty Taylor	1	0	0	6



**DEFENSE**

<b>Name</b>	<b>Total Tackles</b>	<b>Solo</b>	<b>Assist</b>	<b>Sack</b>	<b>TFL</b>
Dom Vinka	67.5	63	9	0	3
Kenny Hess	67.5	64	7	0	5
Myliak Green	62.5	57	11	0	5
Austin McConville	45.5	42	7	0	3
Wyatt Back	38.5	32	13	0	1
Brendon Ross	36	34	4	0	1
James Dunfee	30	25	10	0	2
Cody Laroche	29.5	24	11	0	2
Nick Patrone	26.5	24	5	0	0
Justyn Keyser	20.5	20	1	0	0
Bralen Snell	19	18	2	0	0
Skylar Jeter	18	17	2	3	0
Ryan Callarik	14.5	12	5	0	1
Robby Kalinowski	13.5	11	5	0	0
Chace Braden	10.5	10	1	0	0
Jonathan Longwell	9.5	8	3	0	0
Michael Kovalyk	8.5	7	3	0	0
Hunter Westlake	6.5	6	1	0	0
Donivan Taylor	6.5	5	3	0	0
Jacob Smith	6	5	2	0	0
Kyle Hess	4	3	2	0	0
Tyler West	3	3	0	0	0
John Price	3	3	0	0	0
Jeff Nelson	3	3	0	0	0
Lance Norman	2	2	0	0	0
Josh Sabinski	2	2	0	0	0
Logan St John	2	2	0	0	0
Alex Hibbitts	1	1	0	0	0
Derek Schybal	1	1	0	0	0
David McConn	1	1	0	0	0
Cody Tredway	1	1	0	0	0
Steven Krupa	1	1	0	0	0
Todd Morris	1	1	0	0	0
Tyson Camsky	0.5	0	1	0	0

**INTERCEPTIONS**

<b>Name</b>	<b>Num</b>	<b>Yds returned</b>
Brendon Ross	5	(0, 0, 0, 0, 0)
Nick Patrone	2	(44,0)
Austin McConville	2	(3, 0)
Kyle Hess	1	(0)
Kenny Hess	1	(6)

**OVERALL INDIVIDUAL STATISTICS THRU WEEK 8****RUSHING**

<u>Name</u>	<u>G</u>	<u>Att</u>	<u>Yds</u>	<u>Avg</u>	<u>Lng</u>	<u>TD</u>	<u>YPG</u>
Brandon Laughman	3	59	486	8.2	62	2	162.0
Hunter Westlake	7	34	354	10.4	95	5	50.6
Tyler West	6	45	301	6.7	55	4	50.2
Spencer Badia	8	41	104	2.5	22	2	13.0
Bralen Snell	4	15	78	5.2	27	0	19.5
Lance Norman	2	4	25	6.3	12	0	12.5
Ty Taylor	2	6	13	2.2	20	0	6.5
Tyson Camsky	1	1	5	5.0	5	0	5.0
Team	5	11	0	0.0	0	0	0.0
Anthony Piper	1	1	-3	-3.0	-3	0	-3.0

**PASSING**

<u>Name</u>	<u>G</u>	<u>Cmp</u>	<u>Att</u>	<u>Yds</u>	<u>TD</u>	<u>Int</u>	<u>Lng</u>	<u>YPG</u>	<u>Pct</u>	<u>QBR</u>
Spencer Badia	8	121	190	1608	23	6	80	201	63.7 %	168.4
Ty Taylor	1	0	1	0	0	0	0	0	0.0 %	0.0
Tyson Camsky	1	0	1	0	0	0	0	0	0.0 %	0.0

**RECEIVING**

<u>Name</u>	<u>G</u>	<u>Rec</u>	<u>Yds</u>	<u>Avg</u>	<u>Lng</u>	<u>TD</u>	<u>YPG</u>
Nick Patrone	8	29	525	18.1	64	8	65.6
Kenny Hess	8	29	449	15.5	80	5	56.1
Brendon Ross	7	22	245	11.1	39	5	35.0
Tyler West	7	16	218	13.6	37	1	31.1
Hunter Westlake	7	20	154	7.7	30	3	22.0
Bralen Snell	1	1	9	9.0	9	1	9.0
Brandon Laughman	2	2	5	2.5	5	0	2.5
Justyn Keyser	2	2	3	1.5	4	0	1.5

**TOTAL OFFENSE**

<u>Name</u>	<u>G</u>	<u>Plays</u>	<u>Rush - Yards</u>	<u>Pass - Yards</u>	<u>Total Yards</u>	<u>YPG</u>
Spencer Badia	8	231	41 - 104	190 - 1608	1712	214.0
Brandon Laughman	3	59	59 - 486	0 - 0	486	162.0
Hunter Westlake	8	34	34 - 354	0 - 0	354	44.3
Tyler West	7	45	45 - 301	0 - 0	301	43.0
Bralen Snell	4	15	15 - 78	0 - 0	78	19.5
Lance Norman	2	4	4 - 25	0 - 0	25	12.5
Ty Taylor	2	7	6 - 13	1 - 0	13	6.5
Tyson Camsky	1	2	1 - 5	1 - 0	5	5.0
Nick Patrone	8	0	0 - 0	0 - 0	0	0.0
Justyn Keyser	2	0	0 - 0	0 - 0	0	0.0
Brendon Ross	7	0	0 - 0	0 - 0	0	0.0
Kenny Hess	8	0	0 - 0	0 - 0	0	0.0
Team	5	11	11 - 0	0 - 0	0	0.0
Anthony Piper	1	1	1 - -3	0 - 0	-3	-3.0

**KICKING**

<u>Name</u>	<u>FGM-A</u>	<u>XPM-A</u>
Cody Laroche	4 - 5	31 - 35

**PUNTING**

<b>Name</b>	<b>Num</b>	<b>Yds</b>	<b>Avg</b>	<b>Lng</b>	<b>I20</b>	<b>Blk</b>
Hunter Westlake	19	562	29.6	55	6	0
Logan St John	1	0	0.0	0	0	1

**KICK RETURNS**

<b>Name</b>	<b>Num</b>	<b>Yds</b>	<b>Avg</b>	<b>Lng</b>	<b>TD</b>
Bralen Snell	9	181	20.1	59	0
Ty Taylor	3	113	37.7	85	1
Tyler West	5	98	19.6	45	0
Hunter Westlake	6	54	9.0	19	0
Brandon Laughman	1	21	21.0	21	0
Austin McConville	1	12	12.0	12	0
Dylan Marling	1	1	1.0	1	0
Lance Norman	2	0	0.0	0	0

**PUNT RETURNS**

<b>Name</b>	<b>Num</b>	<b>Yds</b>	<b>Avg</b>	<b>Lng</b>	<b>TD</b>
Brendon Ross	8	58	7.3	19	0
Hunter Westlake	1	32	32.0	32	0
Nick Patrone	2	14	7.0	8	0

**ALL PURPOSE YARDS**

<b>Name</b>	<b>G</b>	<b>Rush</b>	<b>Rec</b>	<b>KR</b>	<b>PR</b>	<b>Int</b>	<b>Total</b>	<b>YPG</b>
Brendon Ross	7	0	245	0	58	0	303	43.3
Hunter Westlake	8	354	154	54	32	0	594	74.3
Nick Patrone	8	0	525	0	14	0	539	67.4
Spencer Badia	6	113	0	0	0	0	113	18.8
Bralen Snell	7	78	9	181	0	0	268	38.3
Tyler West	8	301	218	98	0	0	617	77.1
Dylan Marling	1	0	0	1	0	0	1	1.0
Ty Taylor	2	24	0	113	0	0	137	68.5
Austin McConville	1	0	0	12	0	0	12	12.0
Tyson Camsky	1	5	0	0	0	0	5	5.0
Justyn Keyser	1	0	4	0	0	0	4	4.0
Lance Norman	2	25	0	0	0	0	25	12.5
Kenny Hess	8	0	449	0	0	0	449	56.1
Brandon Laughman	3	486	5	21	0	0	512	170.7

**SCORING**

<b>Name</b>	<b>TD</b>	<b>FG</b>	<b>Kick PAT</b>	<b>Pts</b>
Nick Patrone	8	0	0	48
Hunter Westlake	8	0	0	48
Cody Laroche	0	4	31	43
Tyler West	5	0	0	30
Brendon Ross	5	0	0	30
Kenny Hess	5	0	0	30
Spencer Badia	2	0	0	12
Brandon Laughman	2	0	0	12
Bralen Snell	1	0	0	6
Ty Taylor	1	0	0	6

**DEFENSE**

<u>Name</u>	<u>Total Tackles</u>	<u>Solo</u>	<u>Assist</u>	<u>Sack</u>	<u>TFL</u>
Dom Vinka	67.5	63	9	0	3
Kenny Hess	67.5	64	7	0	5
Myliek Green	62.5	57	11	0	5
Austin McConville	45.5	42	7	0	3
Wyatt Back	38.5	32	13	0	1
Brendon Ross	36	34	4	0	1
James Dunfee	30	25	10	0	2
Cody Laroche	29.5	24	11	0	2
Nick Patrone	26.5	24	5	0	0
Justyn Keyser	20.5	20	1	0	0
Bralen Snell	19	18	2	0	0
Skylar Jeter	18	17	2	3	0
Ryan Callank	14.5	12	5	0	1
Robby Kalinowski	13.5	11	5	0	0
Chace Braden	10.5	10	1	0	0
Jonathan Longwell	9.5	8	3	0	0
Michael Kovalyk	8.5	7	3	0	0
Hunter Westlake	6.5	6	1	0	0
Donivan Taylor	6.5	5	3	0	0
Jacob Smith	6	5	2	0	0
Kyle Hess	4	3	2	0	0
Tyler West	3	3	0	0	0
John Price	3	3	0	0	0
Jeff Nelson	3	3	0	0	0
Lance Norman	2	2	0	0	0
Josh Sabinski	2	2	0	0	0
Logan St John	2	2	0	0	0
Alex Hibbitts	1	1	0	0	0
Derek Schybal	1	1	0	0	0
David McConn	1	1	0	0	0
Cody Tredway	1	1	0	0	0
Steven Krupa	1	1	0	0	0
Todd Morris	1	1	0	0	0
Tyson Camsky	0.5	0	1	0	0

**INTERCEPTIONS**

<u>Name</u>	<u>Num</u>	<u>Yds returned</u>
Brendon Ross	5	(0, 0, 0, 0, 0)
Nick Patrone	2	(44,0)
Austin McConville	2	(3, 0)
Kyle Hess	1	(0)
Kenny Hess	1	(6)

# Box Score Report

Harrison Central @ Bellaire - 10/19/2013 12:30:00 PM

BOX SCORE					
Team	1	2	3	4	T
Harrison Central	7	0	0	8	15
Bellaire	14	7	7	0	28

SCORING PLAYS					
Team	Quarter	Time	Scoring Play	HAR	BEL
Bellaire	1	08:58	#30 Brandon Laughman runs for 1 yards. Touchdown! (Point after kick by #58 Cody Laroche good)	0	7
Bellaire	1	03:43	#4 Spencer Badia pass complete to #22 Brendon Ross for 3 yards. Touchdown! (Point after kick by #58 Cody Laroche good)	0	14
Harrison Central	1	02:10	#5 David Miser pass complete to #21 Nate Olmstead for 49 yards. Touchdown! (Point after kick by #16 Geoff Pecar good)	7	14
Bellaire	2	09:44	#4 Spencer Badia pass complete to #3 Tyler West for 37 yards. Touchdown! (Point after kick by #58 Cody Laroche good)	7	21
Bellaire	3	07:12	#30 Brandon Laughman runs for 5 yards. Touchdown! (Point after kick by #58 Cody Laroche good)	7	28
Harrison Central	4	00:34	#25 Tyler Carter runs for 3 yards. Touchdown! (Two point conversion run by #25 Tyler Carter good)	15	28

TEAM STAT COMPARISON		
	Harrison Central	Bellaire
Total Offense	243	238
Number of Plays	61	57
Yards per Play	4.0	4.2
Passing	138	115
Completions - Attempts	11 - 27	14 - 23
Yards per Pass	5.1	5.0
Touchdowns - Interceptions	1 - 2	2 - 3
Rushing	105	123
Rushing Attempts	32	34
Yards per Rush	3.3	3.6
Receiving	138	115
Receiving Completions	11	14
Yards per Catch	12.5	8.2
Penalties - Yards	3 - 35	1 - 15
Turnovers	5	4

Fumbles - Lost	3 - 3	1 - 1
Interceptions Thrown	2	3
Punting Attempts - Average Distance	4 - 32.0	3 - 32.7
Defensive Sacks - Yards	0 - 0	0 - 0
Time of Possession	00:25:42	00:22:18
Downs		
First Downs	11	14
First Downs - Rushing	5	8
First Downs - Passing	5	5
First Downs - Penalties	1	1
Third Down Conversions/Attempts	3/12 (25.0%)	2/10 (20.0%)
Fourth Down Conversions/Attempts	1/4 (25.0%)	0/1 (0.0%)

PASSING - HARRISON CENTRAL					
Name	Cmp	Att	Yds	TD	Int
5 David Miser	10	26	127	1	2
21 Nate Olmstead	1	1	11	0	0

PASSING - BELLAIRE					
Name	Cmp	Att	Yds	TD	Int
4 Spencer Badia	14	23	115	2	3

RUSHING - HARRISON CENTRAL					
Name	Att	Yds	Avg	Lng	TD
5 David Miser	7	38	5.4	11	0
1 Nico Williams	5	38	7.6	10	0
22 Travis Stenson	14	18	1.3	11	0
25 Tyler Carter	3	7	2.3	5	1
10 Nate Maykowski	3	4	1.3	2	0

RUSHING - BELLAIRE					
Name	Att	Yds	Avg	Lng	TD
30 Brandon Laughman	25	107	4.3	19	2
8 Hunter Westlake	3	11	3.7	10	0
4 Spencer Badia	1	8	8.0	8	0
23 Lance Norman	2	8	4.0	5	0
Team	1	0	0.0	0	0
7 Ty Taylor	2	-11	-5.5	1	0

## RECEIVING - HARRISON CENTRAL

Name	Rec	Yds	Avg	Lng	TD
21 Nate Olmstead	3	60	20.0	49	1
12 Dalton Rutter	4	53	13.3	20	0
22 Travis Stenson	1	13	13.0	13	0
10 Nate Maykowski	1	6	6.0	6	0
8 Kalub Mitchell	2	6	3.0	5	0

## RECEIVING - BELLAIRE

Name	Rec	Yds	Avg	Lng	TD
25 Kenny Hess	5	48	9.6	17	0
3 Tyler West	1	37	37.0	37	1
22 Brendon Ross	2	10	5.0	7	1
8 Hunter Westlake	3	8	2.7	7	0
6 Nick Patrone	2	7	3.5	5	0
30 Brandon Laughman	1	5	5.0	5	0

## DEFENSE - HARRISON CENTRAL

Name	Tkl	Solo	Ast	Sack	TFL	Int
12 Dalton Rutter	0.0	0	0	0.0	0.0	2
8 Kalub Mitchell	0.0	0	0	0.0	0.0	1

## DEFENSE - BELLAIRE

Name	Tkl	Solo	Ast	Sack	TFL	Int
25 Kenny Hess	11.5	11	1	0.0	0.0	0
15 Justyn Keyser	9.5	9	1	0.0	0.0	0
19 Dom Vinka	6.5	6	1	0.0	0.0	0
9 Austin McConville	6.0	6	0	0.0	1.0	1
56 James Dunfee	5.5	5	1	0.0	0.0	0
45 Myliek Green	4.0	3	2	0.0	0.0	0
22 Brendon Ross	3.0	3	0	0.0	0.0	1
58 Cody Laroche	3.0	3	0	0.0	0.0	0
2 Bralen Snell	2.0	2	0	0.0	0.0	0
13 Skylar Jeter	2.0	2	0	0.0	0.0	0
3 Tyler West	1.0	1	0	0.0	0.0	0
62 Jacob Smith	1.0	1	0	0.0	0.0	0
50 John Price	1.0	1	0	0.0	0.0	0

74 Ryan Callarik	1.0	0	2	0.0	0.0	0
6 Nick Patrone	0.5	0	1	0.0	0.0	0

**KICKING - HARRISON CENTRAL**

Name	FG	FGA	Lng	XP	Pts
16 Geoff Pecar	0	0	0	1	1

**KICKING - BELLAIRE**

Name	FG	FGA	Lng	XP	Pts
58 Cody Laroche	0	0	0	4	4

**PUNTING - HARRISON CENTRAL**

Name	Num	Yds	Avg	Lng	120
5 David Miser	4	128	32.0	36	0

**PUNTING - BELLAIRE**

Name	Num	Yds	Avg	Lng	120
8 Hunter Westlake	3	98	32.7	45	0

**PUNT RETURNS - HARRISON CENTRAL**

Name	Att	Yds	Avg	Lng	TD
------	-----	-----	-----	-----	----

**PUNT RETURNS - BELLAIRE**

Name	Att	Yds	Avg	Lng	TD
22 Brendon Ross	2	7	3.5	8	0

**KICKOFF RETURNS - HARRISON CENTRAL**

Name	Att	Yds	Avg	Lng	TD
10 Nate Maykowski	4	98	24.5	29	0
21 Nate Olmstead	1	29	29.0	29	0

**KICKOFF RETURNS - BELLAIRE**

Name	Att	Yds	Avg	Lng	TD
30 Brandon Laughman	1	21	21.0	21	0
2 Bralen Snell	1	5	5.0	5	0
5 Dylan Marling	1	1	1.0	1	0



**OVERALL INDIVIDUAL STATISTICS THRU WEEK 7**

**RUSHING**

<u>Name</u>	<u>G</u>	<u>Att</u>	<u>Yds</u>	<u>Avg</u>	<u>Lng</u>	<u>TD</u>	<u>YPG</u>
Brandon Laughman	2	34	379	11.1	62	0	189.5
Hunter Westlake	6	31	343	11.1	95	5	57.2
Tyler West	6	45	301	6.7	55	4	50.2
Spencer Badia	7	40	96	2.4	22	2	13.7
Bralen Snell	4	15	78	5.2	27	0	19.5
Ty Taylor	1	4	24	6.0	20	0	24.0
Lance Norman	1	2	17	8.5	12	0	17.0
Tyson Camsky	1	1	5	5.0	5	0	5.0
Team	4	10	0	0.0	0	0	0.0
Anthony Piper	1	1	-3	-3.0	-3	0	-3.0

**PASSING**

<u>Name</u>	<u>G</u>	<u>Cmp</u>	<u>Att</u>	<u>Yds</u>	<u>TD</u>	<u>Int</u>	<u>Lng</u>	<u>YPG</u>	<u>Pct</u>	<u>QBR</u>
Spencer Badia	7	107	167	1493	21	3	80	213	64.1 %	177.1
Ty Taylor	1	0	1	0	0	0	0	0	0.0 %	0.0
Tyson Camsky	1	0	1	0	0	0	0	0	0.0 %	0.0

**RECEIVING**

<u>Name</u>	<u>G</u>	<u>Rec</u>	<u>Yds</u>	<u>Avg</u>	<u>Lng</u>	<u>TD</u>	<u>YPG</u>
Nick Patrone	7	27	518	19.2	64	8	74.0
Kenny Hess	7	24	401	16.7	80	5	57.3
Brendon Ross	6	20	235	11.8	39	4	39.2
Tyler West	6	15	181	12.1	34	0	30.2
Hunter Westlake	6	17	146	8.6	30	3	24.3
Bralen Snell	1	1	9	9.0	9	1	9.0
Justyn Keyser	2	2	3	1.5	4	0	1.5
Brandon Laughman	1	1	0	0.0	0	0	0.0

**TOTAL OFFENSE**

<u>Name</u>	<u>G</u>	<u>Plays</u>	<u>Rush - Yards</u>	<u>Pass - Yards</u>	<u>Total Yards</u>	<u>YPG</u>
Spencer Badia	7	207	40 - 96	167 - 1493	1589	227.0
Brandon Laughman	2	34	34 - 379	0 - 0	379	189.5
Hunter Westlake	7	31	31 - 343	0 - 0	343	49.0
Tyler West	6	45	45 - 301	0 - 0	301	50.2
Bralen Snell	4	15	15 - 78	0 - 0	78	19.5
Ty Taylor	1	5	4 - 24	1 - 0	24	24.0
Lance Norman	1	2	2 - 17	0 - 0	17	17.0
Tyson Camsky	1	2	1 - 5	1 - 0	5	5.0
Nick Patrone	7	0	0 - 0	0 - 0	0	0.0
Justyn Keyser	2	0	0 - 0	0 - 0	0	0.0
Brendon Ross	6	0	0 - 0	0 - 0	0	0.0
Kenny Hess	7	0	0 - 0	0 - 0	0	0.0
Team	4	10	10 - 0	0 - 0	0	0.0
Anthony Piper	1	1	1 - -3	0 - 0	-3	-3.0

**KICKING**

<u>Name</u>	<u>FGM-A</u>	<u>XPM-A</u>
Cody Laroche	4 - 5	27 - 31

**PUNTING**

<u>Name</u>	<u>Num</u>	<u>Yds</u>	<u>Avg</u>	<u>Lng</u>	<u>I20</u>	<u>Blk</u>
Hunter Westlake	16	464	29.0	55	6	0
Logan St John	1	0	0.0	0	0	1

**KICK RETURNS**

<u>Name</u>	<u>Num</u>	<u>Yds</u>	<u>Avg</u>	<u>Lng</u>	<u>TD</u>
Bralen Snell	8	176	22.0	59	0
Ty Taylor	3	113	37.7	85	1
Tyler West	5	98	19.6	45	0
Hunter Westlake	6	54	9.0	19	0
Austin McConville	1	12	12.0	12	0
Lance Norman	2	0	0.0	0	0

**PUNT RETURNS**

<u>Name</u>	<u>Num</u>	<u>Yds</u>	<u>Avg</u>	<u>Lng</u>	<u>TD</u>
Brendon Ross	6	51	8.5	19	0
Hunter Westlake	1	32	32.0	32	0
Nick Patrone	2	14	7.0	8	0

**ALL PURPOSE YARDS**

<u>Name</u>	<u>G</u>	<u>Rush</u>	<u>Rec</u>	<u>KR</u>	<u>PR</u>	<u>Int</u>	<u>Total</u>	<u>YPG</u>
Brendon Ross	6	0	235	0	51	0	286	47.7
Hunter Westlake	7	343	146	54	32	0	575	82.1
Nick Patrone	7	0	518	0	14	0	532	76.0
Spencer Badia	5	105	0	0	0	0	105	21.0
Bralen Snell	6	78	9	176	0	0	263	43.8
Tyler West	7	301	181	98	0	0	580	82.9
Ty Taylor	2	24	0	113	0	0	137	68.5
Austin McConville	1	0	0	12	0	0	12	12.0
Tyson Camsky	1	5	0	0	0	0	5	5.0
Justyn Keyser	1	0	4	0	0	0	4	4.0
Lance Norman	1	17	0	0	0	0	17	17.0
Kenny Hess	7	0	401	0	0	0	401	57.3
Brandon Laughman	2	379	0	0	0	0	379	189.5

**SCORING**

<u>Name</u>	<u>TD</u>	<u>FG</u>	<u>Kick PAT</u>	<u>Pts</u>
Nick Patrone	8	0	0	48
Hunter Westlake	8	0	0	48
Cody Laroche	0	4	27	39
Kenny Hess	5	0	0	30
Tyler West	4	0	0	24
Brendon Ross	4	0	0	24
Spencer Badia	2	0	0	12
Bralen Snell	1	0	0	6
Ty Taylor	1	0	0	6

**DEFENSE**

<u>Name</u>	<u>Total Tackles</u>	<u>Solo</u>	<u>Assist</u>	<u>Sack</u>	<u>TFL</u>
Dom Vinka	61	57	8	0	3
Myliek Green	58.5	54	9	0	5
Kenny Hess	56	53	6	0	5
Austin McConville	39.5	36	7	0	2
Wyatt Back	38.5	32	13	0	1
Brendon Ross	33	31	4	0	1
Cody Laroche	26.5	21	11	0	2
Nick Patrone	26	24	4	0	0
James Dunfee	24.5	20	9	0	2
Bralen Snell	17	16	2	0	0
Skylar Jeter	16	15	2	3	0
Robby Kalinowski	13.5	11	5	0	0
Ryan Callarik	13.5	12	3	0	1
Justyn Keyser	11	11	0	0	0
Chace Braden	10.5	10	1	0	0
Jonathan Longwell	9.5	8	3	0	0
Michael Kovalyk	8.5	7	3	0	0
Hunter Westlake	6.5	6	1	0	0
Donlvan Taylor	6.5	5	3	0	0
Jacob Smith	5	4	2	0	0
Kyle Hess	4	3	2	0	0
Jeff Nelson	3	3	0	0	0
Tyler West	2	2	0	0	0
Lance Norman	2	2	0	0	0
John Price	2	2	0	0	0
Josh Sabinski	2	2	0	0	0
Logan St John	2	2	0	0	0
Alex Hibbitts	1	1	0	0	0
Derek Schybal	1	1	0	0	0
David McConn	1	1	0	0	0
Cody Tredway	1	1	0	0	0
Steven Krupa	1	1	0	0	0
Todd Morris	1	1	0	0	0
Tyson Camsky	0.5	0	1	0	0

**INTERCEPTIONS**

<u>Name</u>	<u>Num</u>
Brendon Ross	4 (0, 0, 0, 0)
Nick Patrone	2 (44,0)
Austin McConville	1 (3)
Kyle Hess	1 (0)
Kenny Hess	1 (6)

# Box Score Report

Saint Clairsville @ Bellaire - 10/12/2013 12:30:00 PM

BOX SCORE					
Team	1	2	3	4	T
Saint Clairsville	7	14	0	7	28
Bellaire	14	7	17	0	38

SCORING PLAYS					
Team	Quarter	Time	Scoring Play	SAI	BEL
Bellaire	1	08:51	#4 Spencer Badia pass complete to #8 Hunter Westlake for 30 yards. Touchdown! (Point after kick by #58 Cody Laroche good)	0	7
Saint Clairsville	1	03:34	#8 Jaylon Brown runs for 1 yards. Touchdown! (Point after kick by #15 Zach Musilli good)	7	7
Bellaire	1	01:07	#4 Spencer Badia pass complete to #22 Brendon Ross for 6 yards. Touchdown! (Point after kick by #58 Cody Laroche good)	7	14
Bellaire	2	09:13	#4 Spencer Badia pass complete to #22 Brendon Ross for 20 yards. Touchdown! (Point after kick by #58 Cody Laroche good)	7	21
Saint Clairsville	2	04:51	#8 Jaylon Brown runs for 3 yards. Touchdown! (Point after kick by #15 Zach Musilli good)	14	21
Saint Clairsville	2	00:30	#11 Mike Monteroso pass complete to #5 Brendan Ferns for 9 yards. Touchdown! (Point after kick by #15 Zach Musilli good)	21	21
Bellaire	3	10:00	#4 Spencer Badia pass complete to #25 Kenny Hess for 27 yards. Touchdown! (Point after kick by #58 Cody Laroche good)	21	28
Bellaire	3	07:24	#4 Spencer Badia runs for 4 yards. Touchdown! (Point after kick by #58 Cody Laroche good)	21	35
Bellaire	3	00:18	33 yard field goal attempt by #58 Cody Laroche. Good!	21	38
Saint Clairsville	4	03:09	#11 Mike Monteroso pass complete to #8 Jaylon Brown for 19 yards. Touchdown! (Point after kick by #15 Zach Musilli good)	28	38

TEAM STAT COMPARISON		
	Saint Clairsville	Bellaire
Total Offense	399	565
Number of Plays	70	62
Yards per Play	5.7	9.1
Passing	279	238
Completions - Attempts	24 - 39	16 - 24
Yards per Pass	7.2	9.9
Touchdowns - Interceptions	2 - 2	4 - 0
Rushing	120	327
Rushing Attempts	30	38

Yards per Rush	4.0	8.6
Receiving	279	238
Receiving Completions	24	16
Yards per Catch	11.6	14.9
Penalties - Yards	4 - 30	2 - 20
Turnovers	2	1
Fumbles - Lost	0 - 0	2 - 1
Interceptions Thrown	2	0
Punting Attempts - Average Distance	3 - 35.7	2 - 10.0
Defensive Sacks - Yards	0 - 0	0 - 0
Time of Possession	00:12:54	00:23:36
Downs		
First Downs	23	25
First Downs - Rushing	8	15
First Downs - Passing	14	10
First Downs - Penalties	1	0
Third Down Conversions/Attempts	3/11 (27.3%)	5/10 (50.0%)
Fourth Down Conversions/Attempts	3/6 (50.0%)	0/0 (0.0%)

#### PASSING- SAINT CLAIRSVILLE

Name	Cmp	Att	Yds	TD	Int
11 Mike Monteroso	24	38	279	2	2
23 Malik Gummer	0	1	0	0	0

#### PASSING- BELLAIRE

Name	Cmp	Att	Yds	TD	Int
4 Spencer Badia	16	24	238	4	0

#### RUSHING- SAINT CLAIRSVILLE

Name	Att	Yds	Avg	Lng	TD
8 Jaylon Brown	26	116	4.5	17	2
34 Jake Stewart	3	3	1.0	2	0
11 Mike Monteroso	1	1	1.0	1	0

#### RUSHING- BELLAIRE

Name	Att	Yds	Avg	Lng	TD
30 Brandon Laughman	23	214	9.3	62	0
8 Hunter Westlake	6	79	13.2	26	0

4 Spencer Badia	7	34	4.9	14	1
Team	2	0	0.0	0	0

**RECEIVING - SAINT CLAIRSVILLE**

Name	Rec	Yds	Avg	Lng	TD
23 Malik Gummer	8	114	14.3	30	0
9 J.C. Coleman	4	67	16.8	28	0
8 Jaylon Brown	5	48	9.6	19	1
5 Brendan Ferns	4	37	9.3	11	1
32 Isiah Sears	1	10	10.0	10	0
83 Michael Jacob	1	7	7.0	7	0
28 Shane Peroni	1	-4	-4.0	-4	0

**RECEIVING - BELLAIRE**

Name	Rec	Yds	Avg	Lng	TD
22 Brendon Ross	5	77	15.4	24	2
6 Nick Patrone	5	70	14.0	30	0
8 Hunter Westlake	3	60	20.0	30	1
25 Kenny Hess	3	31	10.3	27	1

**DEFENSE - SAINT CLAIRSVILLE**

Name	Tkl	Solo	Ast	Sack	TFL	Int
------	-----	------	-----	------	-----	-----

**DEFENSE - BELLAIRE**

Name	Tkl	Solo	Ast	Sack	TFL	Int
9 Austin McConville	11.0	10	2	0.0	0.0	0
6 Nick Patrone	9.0	9	0	0.0	0.0	0
45 Myliek Green	8.0	8	0	0.0	1.0	0
22 Brendon Ross	6.5	6	1	0.0	0.0	2
19 Dom Vinka	6.0	6	0	0.0	1.0	0
2 Bralen Snell	5.0	5	0	0.0	0.0	0
25 Kenny Hess	5.0	5	0	0.0	0.0	0
58 Cody Laroche	5.0	4	2	0.0	1.0	0
66 Wyatt Back	4.5	4	1	0.0	0.0	0
15 Justyn Keyser	4.0	4	0	0.0	0.0	0
56 James Dunfee	2.5	2	1	0.0	0.0	0
13 Skylar Jeter	1.0	1	0	0.0	0.0	0
74 Ryan Callarik	1.0	1	0	0.0	1.0	0

## KICKING - SAINT CLAIRSVILLE

Name	FG	FGA	Lng	XP	Pts
15 Zach Musilli	0	0	0	4	4

## KICKING - BELLAIRE

Name	FG	FGA	Lng	XP	Pts
58 Cody Laroche	1	1	33	5	8

## PUNTING - SAINT CLAIRSVILLE

Name	Num	Yds	Avg	Lng	I20
70 Colby Lindsay	3	107	35.7	39	1

## PUNTING - BELLAIRE

Name	Num	Yds	Avg	Lng	I20
8 Hunter Westlake	2	20	10.0	30	0

## PUNT RETURNS - SAINT CLAIRSVILLE

Name	Att	Yds	Avg	Lng	TD
------	-----	-----	-----	-----	----

## PUNT RETURNS - BELLAIRE

Name	Att	Yds	Avg	Lng	TD
22 Brendon Ross	2	4	2.0	4	0

## KICKOFF RETURNS - SAINT CLAIRSVILLE

Name	Att	Yds	Avg	Lng	TD
9 J.C. Coleman	3	61	20.3	22	0
23 Malik Gummer	2	58	29.0	31	0
8 Jaylon Brown	1	15	15.0	15	0
5 Brendan Ferns	1	9	9.0	9	0

## KICKOFF RETURNS - BELLAIRE

Name	Att	Yds	Avg	Lng	TD
7 Ty Taylor	2	28	14.0	17	0
3 Tyler West	1	14	14.0	14	0

# Stats for Bellaire Varsity at Indian Creek Varsity



	1	2	3	4	OT	Total
Indian Creek	13	0	0	0	0	13
Bellaire	7	14	7	3	0	31

## Scoring Summary

Team	Qtr	Time	Ind	Bel
Indian Creek	1	9:16	7	0

*Scoring Play* Pass by Jonathan Woodbury (#16) to Zach Connor (#3) for 53 yards for a touchdown. (#88 Kick)

Bellaire	1	8:40	7	7
----------	---	------	---	---

*Scoring Play* Pass by Spencer Badia (#4) to Nick Patrone (#6) for 30 yards for a touchdown. (#58 Laroche, Cody Kick)

Indian Creek	1	4:01	13	7
--------------	---	------	----	---

*Scoring Play* User added 6 points for Indian Creek Varsity

Bellaire	2	9:40	13	14
----------	---	------	----	----

*Scoring Play* Bel run by Spencer Badia (#4) for 2 yards for a touchdown. (#58 Laroche, Cody Kick)

Bellaire	2	6:01	13	21
----------	---	------	----	----

*Scoring Play* Bel run by Hunter Westlake (#8) for 1 yards for a touchdown. (#58 Laroche, Cody Kick)

Bellaire	3	1:47	13	28
----------	---	------	----	----

*Scoring Play* Pass by Spencer Badia (#4) to Nick Patrone (#6) for 35 yards for a touchdown. (#58 Laroche, Cody Kick)

Bellaire	4	7:28	13	31
----------	---	------	----	----

*Scoring Play* 25 yard field goal by Cody Laroche (#58) is good

## Team Statistics

	Ind	Bel
First downs	9	17
Rushing yards	137	214
Passing comp-att	3-11	15-26
Passing yards	61	223
Passing TD-INT	1-1	2-1
Punts-average	2-36	2-40
Fumbles-lost	1-1	2-0
Penalties-yards	4-40	6-50
Time of Possession	25:51	22:09

## Indian Creek

Passing stats	Cmp	Att	Yds	TD	Int
---------------	-----	-----	-----	----	-----

Total	3	11	61	1	1
#16 Woodbury, Jon...	3	11	61	1	1

## Rushing stats

	Att	Yds	Avg	TD
Total	39	137	4	0
#5 Roar, Blake	18	70	4	0
#16 Woodbury, Jonathan	4	1	0	0
#27 Lathem, Tyler	4	23	6	0
#21 Puerro, Michael	9	38	4	0
#3 Connor, Zach	1	2	2	0
#20 Coppa, Robert	3	3	1	0

## Receiving stats

	Rec	Yds	Avg	TD
Total	3	61	20	1
#3 Connor, Zach	1	53	53	1
#14 Haught, Johnny	1	7	7	0
#2 Goodrich, Corey	1	1	1	0

## Defensive stats

	Tkl	Sac	TFL	TD	Int
Total	0	0	5	0	1
#2 Goodrich, Corey	0.0	0.0	0.0	0	1

## Kicking stats

	FG	LG	XP	Pts
#88	0/0	0	1/1	1

## Punting stats

	Tot	Yds	Avg	I20
#1 Williams, Zac	1	34	34.0	0
#51 Beatty, Nathan	1	39	39.0	1

## Bellaire

### Passing stats

	Cmp	Att	Yds	TD	Int
Total	15	26	223	2	1
#4 Badia, Spencer	15	26	223	2	1

### Rushing stats

	Att	Yds	Avg	TD
Total	28	214	8	2
#3 West, Tyler	3	15	5	0
#4 Badia, Spencer	11	30	3	1
#30 Laughman, Brandon	11	165	15	0
#8 Westlake, Hunter	3	4	1	1

### Receiving stats

	Rec	Yds	Avg	TD
Total	15	223	15	2
#25 Hess, Kenny	1	25	25	0
#6 Patrone, Nick	4	95	24	2
#22 Ross, Brendon	2	46	23	0
#8 Westlake, Hunter	5	34	7	0
#30 Laughman, Brandon	1	0	0	0
#3 West, Tyler	2	23	12	0



## Stats for Bellaire Varsity at Indian Creek Varsity

Defensive stats	Tkl	Sac	TFL	TD	Int
Total	0	0	6	0	1
#22 Ross, Brandon	0.0	0.0	0.0	0	1

Kicking stats	FG	LG	XP	Pts
#58 Laroche, Cody	1/2	25	4/4	7

Punting stats	Tot	Yds	Avg	I20
#8 Westlake, Hunter	2	80	40.0	1

DEFENSE - BELLAIRE

Name	Tkl	Solo	Ast	Sack	TFL	Int
19 Dom Vinka	10.0	9	2	0.0	1.0	0
25 Kenny Hess	8.0	8	0	0.0	1.0	0
9 Austin McConville	6.5	6	1	0.0	0.0	0
22 Brendon Ross	6.0	6	0	0.0	1.0	1
56 James Dunfee	5.0	4	2	0.0	1.0	0
74 Ryan Callarik	5.0	5	0	0.0	0.0	0
57 Matt Montgomery	4.0	4	0	0.0	0.0	0
66 Wyatt Back	4.0	3	2	0.0	0.0	0
45 Myliek Green	3.0	2	2	0.0	1.0	0
58 Cody Laroche	3.0	2	2	0.0	0.0	0
61 Robby Kalinowski	3.0	3	0	0.0	0.0	0
6 Nick Patrone	2.0	2	0	0.0	0.0	0
24 Chace Braden	2.0	2	0	0.0	0.0	0
8 Hunter Westlake	1.0	1	0	0.0	0.0	0

15 Justyn Keyser	1.0	1	0	0.0	0.0	0
62 Jacob Smith	1.0	1	0	0.0	0.0	0
63 Cody Tredway	1.0	1	0	0.0	0.0	0
65 Jeff Nelson	1.0	1	0	0.0	0.0	0
67 Steven Krupa	1.0	1	0	0.0	0.0	0

5

# Box Score Report

Bellaire @ Buckeye Local - 9/27/2013 7:00:00 PM

BOX SCORE					
Team	1	2	3	4	T
Bellaire	20	17	6	0	43
Buckeye Local	0	0	0	6	6

SCORING PLAYS					
Team	Quarter	Time	Scoring Play	BEL	BUC
Bellaire	1	10:11	#8 Hunter Westlake runs for 36 yards. Touchdown! (Point after kick by #58 Cody Laroche no good)	6	0
Bellaire	1	07:54	#8 Hunter Westlake runs for 9 yards. Touchdown! (Point after kick by #58 Cody Laroche good)	13	0
Bellaire	1	04:06	#4 Spencer Badia pass complete to #6 Nick Patrone for 7 yards. Touchdown! (Point after kick by #58 Cody Laroche good)	20	0
Bellaire	1	02:35	#4 Spencer Badia pass complete to #8 Hunter Westlake for 10 yards. Touchdown! (Point after kick by #58 Cody Laroche good)	27	0
Bellaire	2	09:05	#3 Tyler West runs for 1 yards. Touchdown! (Point after kick by #58 Cody Laroche good)	34	0
Bellaire	2	01:40	25 yard field goal attempt by #58 Cody Laroche. Good!	37	0
Bellaire	3	11:43	Kickoff by #34 Devin Pyciak to the Big Reds 15 yardline. #7 Ty Taylor return for 85 yards. Touchdown! (Two point conversion run by #4 Spencer Badia no good)	43	0
Buckeye Local	4	11:50	#14 Chase Hopkins pass complete to #42 Logan Dehnart for 6 yards. Touchdown! (Two point conversion run by #24 Corey Neavin no good)	43	6

TEAM STAT COMPARISON		
	Bellaire	Buckeye Local
Total Offense	313	151
Number of Plays	40	47
Yards per Play	7.8	3.2
Passing	103	68
Completions - Attempts	8 - 11	9 - 21
Yards per Pass	9.4	3.2
Touchdowns - Interceptions	2 - 0	1 - 3
Rushing	210	83
Rushing Attempts	29	26
Yards per Rush	7.2	3.2
Receiving	103	68
Receiving Completions	8	9

Yards per Catch	12.9	7.6
Penalties - Yards	7 - 50	7 - 60
Turnovers	0	3
Fumbles - Lost	2 - 0	0 - 0
Interceptions Thrown	0	3
Punting Attempts - Average Distance	1 - 0.0	4 - 19.5
Defensive Sacks - Yards	0 - 0	0 - 0
Time of Possession	00:22:11	00:25:49
Downs		
First Downs	13	8
First Downs - Rushing	8	4
First Downs - Passing	5	3
First Downs - Penalties	0	1
Third Down Conversions/Attempts	3/7 (42.9%)	3/12 (25.0%)
Fourth Down Conversions/Attempts	0/1 (0.0%)	0/2 (0.0%)

#### PASSING - BELLAIRE

Name	Cmp	Att	Yds	TD	Int
4 Spencer Badia	8	9	103	2	0
7 Ty Taylor	0	1	0	0	0
10 Tyson Camsky	0	1	0	0	0

#### PASSING - BUCKEYE LOCAL

Name	Cmp	Att	Yds	TD	Int
14 Chase Hopkins	9	21	68	1	3

#### RUSHING - BELLAIRE

Name	Att	Yds	Avg	Lng	TD
3 Tyler West	14	105	7.5	39	1
8 Hunter Westlake	3	50	16.7	36	2
7 Ty Taylor	4	24	6.0	20	0
23 Lance Norman	2	17	8.5	12	0
2 Bralen Snell	3	7	2.3	5	0
4 Spencer Badia	1	5	5.0	5	0
10 Tyson Camsky	1	5	5.0	5	0
32 Anthony Piper	1	-3	-3.0	-3	0

#### RUSHING - BUCKEYE LOCAL

Name	Att	Yds	Avg	Lng	TD
34 Devin Pyciak	9	46	5.1	14	0
33 Michael Weaver	4	39	9.8	38	0
30 Damion Beall	3	6	2.0	4	0
4 Jared Moore	1	6	6.0	6	0
32 Shawn Tustin	1	2	2.0	2	0
86 Mason Patterson	1	2	2.0	2	0
2 Dylan Dokes	1	-1	-1.0	0	0
14 Chase Hopkins	6	-17	-2.8	1	0

#### RECEIVING - BELLAIRE

Name	Rec	Yds	Avg	Lng	TD
22 Brendon Ross	2	44	22.0	39	0
25 Kenny Hess	2	23	11.5	13	0
3 Tyler West	1	13	13.0	13	0
6 Nick Patrone	2	13	6.5	7	1
8 Hunter Westlake	1	10	10.0	10	1

#### RECEIVING - BUCKEYE LOCAL

Name	Rec	Yds	Avg	Lng	TD
42 Logan Dehnart	3	24	8.0	12	1
25 Eric Banal	4	23	5.8	8	0
9 Brandon Panepucci	1	12	12.0	12	0
10 Tyler Miller	1	9	9.0	9	0

#### DEFENSE - BELLAIRE

Name	Tkl	Solo	Ast	Sack	TFL	Int
56 James Dunfee	4.5	3	3	0.0	1.0	0
9 Austin McConville	4.0	4	0	0.0	1.0	1
19 Dom Vinka	4.0	4	0	0.0	0.0	0
24 Chace Braden	4.0	4	0	0.0	0.0	0
45 Myliek Green	4.0	4	0	0.0	0.0	0
66 Wyatt Back	3.5	3	1	0.0	0.0	0
2 Bralen Snell	3.0	3	0	0.0	0.0	0
13 Skylar Jeter	3.0	3	0	0.0	0.0	0
26 Jonathan Longwell	3.0	3	0	0.0	0.0	0
58 Cody Laroche	2.5	2	1	0.0	0.0	0
16 Kyle Hess	2.0	2	0	0.0	0.0	1

25 Kenny Hess	2.0	2	0	0.0	0.0	0
52 Josh Sabinski	2.0	2	0	0.0	0.0	0
82 Logan St John	2.0	2	0	0.0	0.0	0
62 Jacob Smith	1.5	1	1	0.0	0.0	0
8 Hunter Westlake	1.0	1	0	0.0	0.0	0
12 Alex Hibbits	1.0	1	0	0.0	0.0	0
15 Justyn Keyser	1.0	1	0	0.0	0.0	0
27 Derek Schybal	1.0	1	0	0.0	0.0	0
44 David McConn	1.0	1	0	0.0	0.0	0
50 John Price	1.0	1	0	0.0	0.0	0
61 Robby Kalinowski	1.0	1	0	0.0	0.0	0
65 Jeff Nelson	1.0	1	0	0.0	0.0	0
71 Todd Morris	1.0	1	0	0.0	0.0	0
10 Tyson Camsky	0.5	0	1	0.0	0.0	0
74 Ryan Callarik	0.5	0	1	0.0	0.0	0
6 Nick Patrone	0.0	0	0	0.0	0.0	1

**DEFENSE - BUCKEYE LOCAL**

Name	Tkl	Solo	Ast	Sack	TFL	Int
------	-----	------	-----	------	-----	-----

**KICKING - BELLAIRE**

Name	FG	FGA	Lng	XP	Pts
58 Cody Laroche	1	1	25	4	7

**KICKING - BUCKEYE LOCAL**

Name	FG	FGA	Lng	XP	Pts
------	----	-----	-----	----	-----

**PUNTING - BELLAIRE**

Name	Num	Yds	Avg	Lng	I20
82 Logan St John	1	0	0.0	0	0

**PUNTING - BUCKEYE LOCAL**

Name	Num	Yds	Avg	Lng	I20
63 Derek Sebring	4	78	19.5	27	0

**PUNT RETURNS - BELLAIRE**

Name	Att	Yds	Avg	Lng	TD
8 Hunter Westlake	1	32	32.0	32	0
22 Brendon Ross	2	28	14.0	19	0

PUNT RETURNS - BUCKEYE LOCAL					
Name	Att	Yds	Avg	Lng	TD

KICKOFF RETURNS - BELLAIRE					
Name	Att	Yds	Avg	Lng	TD
7 Ty Taylor	1	85	85.0	85	1
23 Lance Norman	1	0	0.0	0	0

KICKOFF RETURNS - BUCKEYE LOCAL					
Name	Att	Yds	Avg	Lng	TD
9 Brandon Panepucci	4	82	20.5	31	0
2 Dylan Dokes	3	53	17.7	22	0
30 Damion Beall	1	0	0.0	0	0



**Overall Individual Stats****RUSHING**

<u>Name</u>	<u>G</u>	<u>Att</u>	<u>Yds</u>	<u>Avg</u>	<u>Lng</u>	<u>TD</u>	<u>YPG</u>
Tyler West	5	42	286	6.8	55	4	57.2
Hunter Westlake	4	22	260	11.8	95	4	65.0
Bralen Snell	4	15	78	5.2	27	0	19.5
Spencer Badia	5	22	32	1.5	20	0	6.4
Ty Taylor 1	4	24	6.0	20	0	24.0	
Lance Norman	1	2	17	8.5	12	0	17.0
Tyson Camsky	1	1	5	5.0	5	0	5.0
Team	3	8	0	0.0	0	0	0.0
Anthony Piper	1	1	-3	-3.0	-3	0	-3.0

**PASSING**

<u>Name</u>	<u>G</u>	<u>Cmp</u>	<u>Att</u>	<u>Yds</u>	<u>TD</u>	<u>Int</u>	<u>Lng</u>	<u>YPG</u>	<u>Pct</u>	<u>QBR</u>
Spencer Badia	5	76	117	1032	15	2	80	206	65.0 %	177.9
Ty Taylor	1	0	1	0	0	0	0	0	0.0 %	0.0
Tyson Camsky	1	0	1	0	0	0	0	0	0.0 %	0.0

**RECEIVING**

<u>Name</u>	<u>G</u>	<u>Rec</u>	<u>Yds</u>	<u>Avg</u>	<u>Lng</u>	<u>TD</u>	<u>YPG</u>
Nick Patrone	5	18	353	19.6	64	6	70.6
Kenny Hess	5	20	345	17.3	80	4	69.0
Tyler West	5	13	158	12.2	34	0	31.6
Brendon Ross	4	13	112	8.6	39	2	28.0
Hunter Westlake	4	9	52	5.8	16	2	13.0
Bralen Snell	1	1	9	9.0	9	1	9.0
Justyn Keyser	2	2	3	1.5	4	0	1.5

**TOTAL OFFENSE**

<u>Name</u>	<u>G</u>	<u>Plays</u>	<u>Rush - Yards</u>	<u>Pass - Yards</u>	<u>Total Yards</u>	<u>YPG</u>
Spencer Badia	5	139	22 - 32	117 - 1032	1064	212.8
Tyler West	5	42	42 - 286	0 - 0	286	57.2
Hunter Westlake	5	22	22 - 260	0 - 0	260	52.0
Bralen Snell	4	15	15 - 78	0 - 0	78	19.5
Ty Taylor	1	5	4 - 24	1 - 0	24	24.0
Lance Norman	1	2	2 - 17	0 - 0	17	17.0
Tyson Camsky	1	2	1 - 5	1 - 0	5	5.0
Nick Patrone	5	0	0 - 0	0 - 0	0	0.0
Justyn Keyser	2	0	0 - 0	0 - 0	0	0.0
Brendon Ross	4	0	0 - 0	0 - 0	0	0.0
Kenny Hess	5	0	0 - 0	0 - 0	0	0.0
Team	3	8	8 - 0	0 - 0	0	0.0
Anthony Piper	1	1	1 - -3	0 - 0	-3	-3.0

**KICKING**

<u>Name</u>	<u>FGM-A</u>	<u>XPM-A</u>
Cody Laroche	2 - 2	18 - 22

**PUNTING**

<u>Name</u>	<u>Num</u>	<u>Yds</u>	<u>Avg</u>	<u>Lng</u>	<u>I20</u>	<u>Blk</u>
Hunter Westlake	12	364	30.3	53	5	0
Logan St John	1	0	0.0	0	0	1

**KICK RETURNS**

<u>Name</u>	<u>Num</u>	<u>Yds</u>	<u>Avg</u>	<u>Lng</u>	<u>TD</u>
Bralen Snell	7	161	23.0	59	0
Ty Taylor	1	85	85.0	85	1
Tyler West	4	84	21.0	45	0
Hunter Westlake	4	40	10.0	19	0
Austin McConville	1	12	12.0	12	0
Lance Norman	2	0	0.0	0	0

**PUNT RETURNS**

<u>Name</u>	<u>Num</u>	<u>Yds</u>	<u>Avg</u>	<u>Lng</u>	<u>TD</u>
Brendon Ross	3	42	14.0	19	0
Hunter Westlake	1	32	32.0	32	0
Nick Patrone	2	14	7.0	8	0

**ALL PURPOSE YARDS**

<u>Name</u>	<u>G</u>	<u>Rush</u>	<u>Rec</u>	<u>KR</u>	<u>PR</u>	<u>Int</u>	<u>Total</u>	<u>YPG</u>
Brendon Ross	4	0	112	0	42	0	154	38.5
Hunter Westlake	5	260	52	40	32	0	384	76.8
Nick Patrone	5	0	353	0	14	0	367	73.4
Spencer Badia	3	41	0	0	0	0	41	13.7
Bralen Snell	5	78	9	161	0	0	248	49.6
Tyler West	5	286	158	84	0	0	528	105.6
Ty Taylor	1	24	0	85	0	0	109	109.0
Austin McConville	1	0	0	12	0	0	12	12.0
Tyson Camsky	1	5	0	0	0	0	5	5.0
Justyn Keyser	1	0	4	0	0	0	4	4.0
Lance Norman	1	17	0	0	0	0	17	17.0
Kenny Hess	5	0	345	0	0	0	345	69.0

**SCORING**

<u>Name</u>	<u>TD</u>	<u>FG</u>	<u>Kick PAT</u>	<u>Pts</u>
Nick Patrone	6	0	0	36
Hunter Westlake	6	0	0	36
Tyler West	4	0	0	24
Kenny Hess	4	0	0	24
Cody Laroche	0	2	18	24
Brendon Ross	2	0	0	12
Bralen Snell	1	0	0	6
Ty Taylor	1	0	0	6

**DEFENSE**

<u>Name</u>	<u>Total Tackles</u>	<u>Solo</u>	<u>Assist</u>	<u>Sack</u>	<u>TFL</u>
Myliek Green	47.5	44	7	0	3
Dom Vinka	45	42	6	0	1
Kenny Hess	43	40	6	0	4
Wyatt Back	30	25	10	0	1
Austin McConville	22	20	4	0	2
Brendon Ross	20.5	19	3	0	0
Cody Laroche	18.5	15	7	0	1
James Dunfee	17	14	6	0	1
Nick Patrone	15	13	4	0	0
Skylar Jeter	15	14	2	3	0
Bralen Snell	12	11	2	0	0
Robby Kalinowski	10.5	8	5	0	0
Jonathan Longwell	9.5	8	3	0	0
Chace Braden	8.5	8	1	0	0
Michael Kovalyk	8.5	7	3	0	0
Ryan Callarik	7.5	6	3	0	0
Donivan Taylor	6.5	5	3	0	0
Justyn Keyser	6	6	0	0	0
Hunter Westlake	5.5	5	1	0	0
Kyle Hess	4	3	2	0	0
Jacob Smith	4	3	2	0	0
Tyler West	2	2	0	0	0
Lance Norman	2	2	0	0	0
John Price	2	2	0	0	0
Josh Sabinski	2	2	0	0	0
Jeff Nelson	2	2	0	0	0
Logan St John	2	2	0	0	0
Alex Hibbitts	1	1	0	0	0
Derek Schybal	1	1	0	0	0
David McConn	1	1	0	0	0
Todd Morris	1	1	0	0	0
Tyson Camsky	0.5	0	1	0	0

**INTERCEPTIONS**

<u>Name</u>	<u>Num</u>	<u>Yds Returned</u>
Nick Patrone	2	(44, 0)
Austin McConville	1	(3)
Kyle Hess	1	(0)
Brendon Ross	1	(0)
Kenny Hess	1	(6)



## Box Score Report

Edison (Richmond) @ Bellaire - 9/21/2013 12:30:00 PM

BOX SCORE					
Team	1	2	3	4	T
Edison (Richmond)	0	6	0	6	12
Bellaire	0	6	14	6	26

SCORING PLAYS					
Team	Quarter	Time	Scoring Play	EDI	BEL
Bellaire	2	05:24	#4 Spencer Badia pass complete to #6 Nick Patrone for 61 yards. Touchdown! (Point after kick by #58 Cody Laroche blocked)	0	6
Edison (Richmond)	2	03:44	#11 Nolan Marcus pass complete to #40 Devan Tennant for 52 yards. Touchdown! Penalty: defensive face mask for 15 yards. Penalty declined. (Point after kick by #11 Nolan Marcus blocked)	6	6
Bellaire	3	09:25	#4 Spencer Badia pass complete to #25 Kenny Hess for 26 yards. Touchdown! (Point after kick by #58 Cody Laroche good)	6	13
Bellaire	3	05:59	#8 Hunter Westlake runs for 18 yards. Touchdown! (Point after kick by #58 Cody Laroche good)	6	20
Bellaire	4	07:40	#8 Hunter Westlake runs for 95 yards. Touchdown! (Point after kick by #58 Cody Laroche blocked)	6	26
Edison (Richmond)	4	07:22	#11 Nolan Marcus runs for 10 yards. Touchdown! (Two point conversion pass by #11 Nolan Marcus to Team no good)	12	26

TEAM STAT COMPARISON		
	Edison (Richmond)	Bellaire
Total Offense	328	405
Number of Plays	87	39
Yards per Play	3.8	10.4
Passing	154	183
Completions - Attempts	20 - 32	13 - 16
Yards per Pass	4.8	11.4
Touchdowns - Interceptions	1 - 0	2 - 0
Rushing	174	222
Rushing Attempts	50	22
Yards per Rush	3.5	10.1
Receiving	154	183
Receiving Completions	20	13
Yards per Catch	7.7	14.1
Penalties - Yards	5 - 45	7 - 65

Turnovers	0	3
Fumbles - Lost	0 - 0	3 - 3
Interceptions Thrown	0	0
Punting Attempts - Average Distance	4 - 36.0	2 - 46.5
Defensive Sacks - Yards	0 - 0	0 - 0
Time of Possession	00:21:46	00:16:30
Downs		
First Downs	19	12
First Downs - Rushing	13	7
First Downs - Passing	5	4
First Downs - Penalties	1	1
Third Down Conversions/Attempts	7/21 (33.3%)	3/8 (37.5%)
Fourth Down Conversions/Attempts	4/12 (33.3%)	0/1 (0.0%)

#### PASSING - EDISON (RICHMOND)

Name	Cmp	Att	Yds	TD	Int
11 Nolan Marcus	20	32	154	1	0

#### PASSING - BELLAIRE

Name	Cmp	Att	Yds	TD	Int
4 Spencer Badia	13	16	183	2	0

#### RUSHING - EDISON (RICHMOND)

Name	Att	Yds	Avg	Lng	TD
45 Ethan Shannon	25	93	3.7	14	0
11 Nolan Marcus	19	63	3.3	16	1
14 Josh Pasek	3	10	3.3	5	0
25 Jevin Leggett	3	8	2.7	5	0

#### RUSHING - BELLAIRE

Name	Att	Yds	Avg	Lng	TD
8 Hunter Westlake	12	190	15.8	95	2
4 Spencer Badia	2	27	13.5	20	0
3 Tyler West	4	6	1.5	4	0
Team	3	0	0.0	0	0
2 Bralen Snell	1	-1	-1.0	0	0

#### RECEIVING - EDISON (RICHMOND)

Name	Rec	Yds	Avg	Lng	TD
------	-----	-----	-----	-----	----

40 Devan Tennant	4	86	21.5	52	1
80 Rich Springer	7	29	4.1	9	0
45 Ethan Shannon	4	24	6.0	9	0
46 Hunter Sweat	2	10	5.0	6	0
14 Josh Pasek	1	6	6.0	6	0
18 Storm Allese	1	4	4.0	4	0
1 Carter Andreozzi	1	-5	-5.0	0	0

**RECEIVING - BELLAIRE**

Name	Rec	Yds	Avg	Lng	TD
6 Nick Patrone	3	88	29.3	61	1
25 Kenny Hess	5	74	14.8	26	1
3 Tyler West	3	13	4.3	8	0
22 Brendon Ross	2	8	4.0	6	0

**DEFENSE - EDISON (RICHMOND)**

Name	Tkl	Solo	Ast	Sack	TFL	Int
------	-----	------	-----	------	-----	-----

**DEFENSE - BELLAIRE**

Name	Tkl	Solo	Ast	Sack	TFL	Int
66 Wyatt Back	15.0	12	6	0.0	1.0	0
25 Kenny Hess	14.5	14	1	0.0	3.0	0
22 Brendon Ross	13.5	12	3	0.0	0.0	0
19 Dom Vinka	13.0	12	2	0.0	1.0	0
45 Myliek Green	11.0	10	2	0.0	1.0	0
56 James Dunfee	7.0	7	0	0.0	0.0	0
74 Ryan Callarik	7.0	6	2	0.0	0.0	0
58 Cody Laroche	6.0	4	4	0.0	0.0	0
2 Bralen Snell	5.0	5	0	0.0	0.0	0
6 Nick Patrone	3.0	2	2	0.0	0.0	0
15 Justyn Keyser	2.0	2	0	0.0	0.0	0
13 Skylar Jeter	1.5	1	1	0.0	0.0	0
26 Jonathan Longwell	1.5	1	1	0.0	0.0	0
3 Tyler West	1.0	1	0	0.0	0.0	0
8 Hunter Westlake	1.0	1	0	0.0	0.0	0
9 Austin McConville	1.0	1	0	0.0	0.0	0
62 Jacob Smith	1.0	1	0	0.0	0.0	0

## KICKING - EDISON (RICHMOND)

Name	FG	FGA	Lng	XP	Pts
11 Nolan Marcus	0	0	0	0	0

## KICKING - BELLAIRE

Name	FG	FGA	Lng	XP	Pts
58 Cody Laroche	0	0	0	2	2

## PUNTING - EDISON (RICHMOND)

Name	Num	Yds	Avg	Lng	I20
11 Nolan Marcus	4	144	36.0	45	1

## PUNTING - BELLAIRE

Name	Num	Yds	Avg	Lng	I20
8 Hunter Westlake	2	93	46.5	53	2

## PUNT RETURNS - EDISON (RICHMOND)

Name	Att	Yds	Avg	Lng	TD
------	-----	-----	-----	-----	----

## PUNT RETURNS - BELLAIRE

Name	Att	Yds	Avg	Lng	TD
6 Nick Patrone	1	8	8.0	8	0

## KICKOFF RETURNS - EDISON (RICHMOND)

Name	Att	Yds	Avg	Lng	TD
40 Devan Tennant	1	67	67.0	67	0
1 Carter Andreozzi	2	27	13.5	16	0
46 Hunter Sweat	1	18	18.0	18	0
18 Storm Allese	1	6	6.0	6	0

## KICKOFF RETURNS - BELLAIRE

Name	Att	Yds	Avg	Lng	TD
2 Bralen Snell	2	34	17.0	22	0



## Box Score Report

Shadyside @ Bellaire - 9/14/2013 12:30:00 AM

BOX SCORE					
Team	1	2	3	4	T
Shadyside	6	20	6	14	46
Bellaire	7	14	8	0	29

SCORING PLAYS					
Team	Quarter	Time	Scoring Play	SHA	BEL
Shadyside	1	08:09	#23 Chris Littell runs for 20 yards. Touchdown! (Point after kick by #1 Austin Dorris no good)	6	0
Bellaire	1	01:44	#4 Spencer Badia pass complete to #25 Kenny Hess for 80 yards. Touchdown! (Point after kick by #58 Cody Laroche good)	6	7
Shadyside	2	09:25	#1 Austin Dorris pass complete to #23 Chris Littell for 45 yards. Touchdown! (Two point conversion run by #26 Eric Howell good)	14	7
Bellaire	2	06:41	#4 Spencer Badia pass complete to #6 Nick Patrone for 14 yards. Touchdown! (Point after kick by #58 Cody Laroche good)	14	14
Shadyside	2	04:42	#1 Austin Dorris runs for 17 yards. Touchdown! (Point after kick by #1 Austin Dorris no good)	20	14
Bellaire	2	04:21	#4 Spencer Badia pass complete to #6 Nick Patrone for 64 yards. Touchdown! (Point after kick by #58 Cody Laroche good)	20	21
Shadyside	2	03:33	#26 Eric Howell runs for 51 yards. Touchdown! (Two point conversion run by #23 Chris Littell no good)	26	21
Shadyside	3	06:00	#23 Chris Littell runs for 3 yards. Touchdown! (Two point conversion pass by #1 Austin Dorris to Team no good)	32	21
Bellaire	4	10:54	#4 Spencer Badia pass complete to #22 Brendon Ross for 4 yards. Touchdown! (Two point conversion pass by #4 Spencer Badia to #6 Nick Patrone good)	32	29
Shadyside	4	08:42	#1 Austin Dorris runs for 35 yards. Touchdown! (Two point conversion run by #26 Eric Howell no good)	38	29
Shadyside	4	01:08	#26 Eric Howell runs for 3 yards. Touchdown! (Two point conversion run by #26 Eric Howell good)	46	29

TEAM STAT COMPARISON		
	Shadyside	Bellaire
Total Offense	461	302
Number of Plays	58	49
Yards per Play	7.9	6.2
Passing	45	276
Completions - Attempts	1 - 3	16 - 29
Yards per Pass	15.0	9.5
Touchdowns - Interceptions	1 - 0	4 - 1



Rushing	416	26
Rushing Attempts	55	19
Yards per Rush	7.6	1.4
Receiving	45	276
Receiving Completions	1	16
Yards per Catch	45.0	17.3
Penalties - Yards	6 - 55	7 - 65
Turnovers	0	2
Fumbles - Lost	0 - 0	2 - 1
Interceptions Thrown	0	1
Punting Attempts - Average Distance	3 - 31.3	3 - 33.7
Defensive Sacks - Yards	0 - 0	0 - 0
Time of Possession	00:30:09	00:09:24
Downs		
First Downs	0	0
First Downs - Rushing	13	1
First Downs - Passing	1	8
First Downs - Penalties	0	0
Third Down Conversions/Attempts	0/12 (0.0%)	0/10 (0.0%)
Fourth Down Conversions/Attempts	0/3 (0.0%)	0/2 (0.0%)

#### PASSING - SHADYSIDE

Name	Cmp	Att	Yds	TD	Int
1 Austin Dorris	1	3	45	1	0

#### PASSING - BELLAIRE

Name	Cmp	Att	Yds	TD	Int
4 Spencer Badia	16	29	276	4	1

#### RUSHING - SHADYSIDE

Name	Att	Yds	Avg	Lng	TD
1 Austin Dorris	18	167	9.3	35	2
26 Eric Howell	21	156	7.4	51	2
23 Chris Littell	16	93	5.8	20	2

#### RUSHING - BELLAIRE

Name	Att	Yds	Avg	Lng	TD
3 Tyler West	5	31	6.2	25	0

Team	2	0	0.0	0	0
4 Spencer Bad'la	10	-1	-0.1	20	0
8 Hunter Westlake	2	-4	-2.0	0	0

**RECEIVING - SHADYSIDE**

Name	Rec	Yds	Avg	Lng	TD
23 Chris Littell	1	45	45.0	45	1

**RECEIVING - BELLAIRE**

Name	Rec	Yds	Avg	Lng	TD
6 Nick Patrone	6	136	22.7	64	2
25 Kenny Hess	3	87	29.0	80	1
3 Tyler West	2	29	14.5	26	0
22 Brendon Ross	4	19	4.8	9	1
8 Hunter Westlake	1	5	5.0	5	0

**DEFENSE - SHADYSIDE**

Name	Tkl	Solo	Ast	Sack	TFL	Int
16 Jake Duvall	0.0	0	0	0.0	0.0	1

**DEFENSE - BELLAIRE**

Name	Tkl	Solo	Ast	Sack	TFL	Int
25 Kenny Hess	12.0	10	4	0.0	0.0	0
19 Dom Vinka	11.5	10	3	0.0	0.0	0
45 Myliek Green	9.5	8	3	0.0	0.0	0
66 Wyatt Back	8.5	7	3	0.0	0.0	0
9 Austin McConville	7.5	6	3	0.0	0.0	0
58 Cody Laroche	7.0	6	2	0.0	0.0	0
6 Nick Patrone	5.0	4	2	0.0	0.0	0
22 Brendon Ross	5.0	5	0	0.0	0.0	0
64 Michael Kovalyk	4.0	4	0	0.0	0.0	0
61 Robby Kalinowski	3.0	2	2	0.0	0.0	0
26 Jonathan Longwell	2.5	2	1	0.0	0.0	0
13 Skylar Jeter	2.0	2	0	0.0	0.0	0
55 Donivan Taylor	2.0	2	0	0.0	0.0	0
62 Jacob Smith	1.5	1	1	0.0	0.0	0
2 Bralen Snell	1.0	1	0	0.0	0.0	0
23 Lance Norman	1.0	1	0	0.0	0.0	0
24 Chace Braden	1.0	1	0	0.0	0.0	0

**KICKING - SHADYSIDE**

Name	FG	FGA	Lng	XP	Pts
1 Austin Dorris	0	0	0	0	0

**KICKING - BELLAIRE**

Name	FG	FGA	Lng	XP	Pts
58 Cody Laroche	0	0	0	3	3

**PUNTING - SHADYSIDE**

Name	Num	Yds	Avg	Lng	120
24 Shadow Gibson	3	94	31.3	33	1

**PUNTING - BELLAIRE**

Name	Num	Yds	Avg	Lng	120
8 Hunter Westlake	3	101	33.7	36	0

**PUNT RETURNS - SHADYSIDE**

Name	Att	Yds	Avg	Lng	TD
23 Chris Littell	2	29	14.5	16	0

**PUNT RETURNS - BELLAIRE**

Name	Att	Yds	Avg	Lng	TD
22 Brendon Ross	1	14	14.0	14	0
6 Nick Patrone	1	6	6.0	6	0

**KICKOFF RETURNS - SHADYSIDE**

Name	Att	Yds	Avg	Lng	TD
23 Chris Littell	4	76	19.0	29	0
34 Matt Krupa	1	8	8.0	8	0

**KICKOFF RETURNS - BELLAIRE**

Name	Att	Yds	Avg	Lng	TD
3 Tyler West	2	60	30.0	45	0
8 Hunter Westlake	2	19	9.5	11	0
9 Austin McConville	1	12	12.0	12	0
2 Bralen Snell	1	11	11.0	11	0





## Box Score Report

Bellaire @ John Marshall - 9/6/2013 7:30:00 PM

BOX SCORE					
Team	1	2	3	4	T
Bellaire	0	17	13	7	37
John Marshall	2	6	6	0	14

SCORING PLAYS					
Team	Quarter	Time	Scoring Play	BEL	JOH
John Marshall	1	04:07	Points adjustment	0	2
Bellaire	2	09:24	#4 Spencer Badia pass complete to #25 Kenny Hess for 2 yards. Touchdown! (Point after kick by #58 Cody Laroche good)	7	2
John Marshall	2	07:28	#20 Trevor Hardesty runs for 54 yards. Touchdown! (Point after kick by #40 Austin Litman blocked)	7	8
Bellaire	2	05:37	#4 Spencer Badia pass complete to #2 Bralen Snell for 9 yards. Touchdown! (Point after kick by #58 Cody Laroche good)	14	8
Bellaire	2	01:46	22 yard field goal attempt by #58 Cody Laroche. Good!	17	8
Bellaire	3	07:08	#4 Spencer Badia pass complete to #6 Nick Patrone for 24 yards. Touchdown! (Point after kick by #58 Cody Laroche no good)	23	8
Bellaire	3	01:32	#4 Spencer Badia pass complete to #6 Nick Patrone for 28 yards. Touchdown! Penalty: defensive face mask for 15 yards. (Point after kick by #58 Cody Laroche good)	30	8
John Marshall	3	00:24	#14 Aaron Bishop pass complete to #20 Trevor Hardesty for 79 yards. Touchdown! (Point after kick by #40 Austin Litman blocked)	30	14
Bellaire	4	05:27	#4 Spencer Badia pass complete to #8 Hunter Westlake for 6 yards. Touchdown! (Point after kick by #58 Cody Laroche good)	37	14

TEAM STAT COMPARISON		
	Bellaire	John Marshall
Total Offense	392	284
Number of Plays	58	55
Yards per Play	6.8	5.2
Passing	283	92
Completions - Attempts	19 - 28	4 - 18
Yards per Pass	10.1	5.1
Touchdowns - Interceptions	5 - 0	1 - 1
Rushing	109	192
Rushing Attempts	25	37
Yards per Rush	4.4	5.2

Receiving	283	92
Receiving Completions	19	4
Yards per Catch	14.9	23.0
Penalties - Yards	10 - 85	8 - 85
Turnovers	1	2
Fumbles - Lost	1 - 1	3 - 1
Interceptions Thrown	0	1
Punting Attempts - Average Distance	4 - 23.8	3 - 40.3
Defensive Sacks - Yards	1 - 0	0 - 0
Time of Possession	00:25:10	00:22:50
Downs		
First Downs	0	0
First Downs - Rushing	0	0
First Downs - Passing	0	0
First Downs - Penalties	0	0
Third Down Conversions/Attempts	0/7 (0.0%)	0/14 (0.0%)
Fourth Down Conversions/Attempts	0/2 (0.0%)	0/5 (0.0%)

#### PASSING - BELLAIRE

Name	Cmp	Att	Yds	TD	Int
4 Spencer Badia	19	28	283	5	0

#### PASSING - JOHN MARSHALL

Name	Cmp	Att	Yds	TD	Int
14 Aaron Bishop	4	18	92	1	1

#### RUSHING - BELLAIRE

Name	Att	Yds	Avg	Lng	TD
2 Bralen Snell	9	66	7.3	27	0
3 Tyler West	9	34	3.8	12	0
4 Spencer Badia	4	9	2.3	5	0
Team	3	0	0.0	0	0

#### RUSHING - JOHN MARSHALL

Name	Att	Yds	Avg	Lng	TD
20 Trevor Hardesty	24	158	6.6	54	1
16 Jerreck Waldrum	4	18	4.5	8	0
5 Chase Gump	3	11	3.7	9	0
14 Aaron Bishop	6	5	0.8	10	0

## RECEIVING - BELLAIRE

Name	Rec	Yds	Avg	Lng	TD
25 Kenny Hess	6	131	21.8	63	1
3 Tyler West	4	52	13.0	34	0
6 Nick Patrone	3	50	16.7	28	2
8 Hunter Westlake	4	37	9.3	16	1
2 Bralen Snell	1	9	9.0	9	1
15 Justyn Keyser	1	4	4.0	4	0

## RECEIVING - JOHN MARSHALL

Name	Rec	Yds	Avg	Lng	TD
20 Trevor Hardesty	3	83	27.7	79	1
2 Jared Horan	1	9	9.0	9	0

## DEFENSE - BELLAIRE

Name	Tkl	Solo	Ast	Sack	TFL	Int
45 Myliek Green	16.0	15	2	0.0	2.0	0
25 Kenny Hess	9.5	9	1	0.0	0.0	0
13 Skylar Jeter	6.0	6	0	1.0	0.0	0
9 Austin McConville	5.5	5	1	0.0	0.0	0
19 Dom Vinka	4.0	4	0	0.0	0.0	0
61 Robby Kalinowski	4.0	3	2	0.0	0.0	0
64 Michael Kovalyk	3.5	2	3	0.0	0.0	0
55 Donovan Taylor	3.0	2	2	0.0	0.0	0
56 James Dunfee	3.0	2	2	0.0	0.0	0
6 Nick Patrone	2.0	2	0	0.0	0.0	1
8 Hunter Westlake	1.5	1	1	0.0	0.0	0
26 Jonathan Longwell	1.5	1	1	0.0	0.0	0
2 Bralen Snell	1.0	1	0	0.0	0.0	0
3 Tyler West	1.0	1	0	0.0	0.0	0
16 Kyle Hess	1.0	0	2	0.0	0.0	0
23 Lance Norman	1.0	1	0	0.0	0.0	0
58 Cody Laroche	1.0	1	0	0.0	1.0	0
66 Wyatt Back	1.0	1	0	0.0	0.0	0
24 Chace Braden	0.5	0	1	0.0	0.0	0

## DEFENSE - JOHN MARSHALL

Name	Tkl	Solo	Ast	Sack	TFL	Int
------	-----	------	-----	------	-----	-----

**KICKING - BELLAIRE**

Name	FG	FGA	Lng	XP	Pts
58 Cody Laroche	1	1	22	4	7

**KICKING - JOHN MARSHALL**

Name	FG	FGA	Lng	XP	Pts
40 Austin Litman	0	0	0	0	0

**PUNTING - BELLAIRE**

Name	Num	Yds	Avg	Lng	I20
8 Hunter Westlake	4	95	23.8	33	1

**PUNTING - JOHN MARSHALL**

Name	Num	Yds	Avg	Lng	I20
4 Alan Miller	3	121	40.3	45	2

**PUNT RETURNS - BELLAIRE**

Name	Att	Yds	Avg	Lng	TD
------	-----	-----	-----	-----	----

**PUNT RETURNS - JOHN MARSHALL**

Name	Att	Yds	Avg	Lng	TD
17 Austin Skrzyneki	1	34	34.0	34	0
2 Jared Horan	1	7	7.0	7	0

**KICKOFF RETURNS - BELLAIRE**

Name	Att	Yds	Avg	Lng	TD
2 Bralen Snell	2	30	15.0	15	0
3 Tyler West	1	10	10.0	10	0

**KICKOFF RETURNS - JOHN MARSHALL**

Name	Att	Yds	Avg	Lng	TD
17 Austin Skrzyneki	1	43	43.0	43	0
3 Tyler Goode	2	36	18.0	20	0
16 Jerreck Waldrum	2	28	14.0	22	0
22 Alex Whorton	1	25	25.0	25	0
86 Jonathon Taylor	1	7	7.0	7	0







# Box Score Report

Catholic Central @ Bellaire - 8/31/2013 12:30:00 PM

BOX SCORE					
Team	1	2	3	4	T
Catholic Central	21	0	7	27	55
Bellaire	7	14	14	0	35

SCORING PLAYS						
Team	Quarter	Time	Scoring Play		BEL	
Catholic Central	1	11:13	#10 Brenton Colabella pass complete to #7 Aleks Porreca for 41 yards. Touchdown! (Point after kick by #42 Stone Romano good)	7	0	
Bellaire	1	07:17	#3 Tyler West runs for 1 yards. Touchdown! (Point after kick by #58 Cody Laroche good)	7	7	
Catholic Central	1	03:56	#42 Stone Romano runs for 8 yards. Touchdown! (Point after kick by #42 Stone Romano good)	14	7	
Catholic Central	1	03:09	#10 Brenton Colabella pass complete to #42 Stone Romano for 10 yards. Touchdown! #4 Spencer Badia pass complete to #22 Brendon Ross at the Big Reds 45 for 14 yards. (Point after kick by #42 Stone Romano good)	21	7	
Bellaire	2	10:20	#3 Tyler West runs for 55 yards. Touchdown! (Point after kick by #58 Cody Laroche good)	21	14	
Catholic Central	2	04:27	#10 Brenton Colabella pass intended for #9 Louis Fallon. #4 Spencer Badia pass complete to #22 Brendon Ross for 2 yards. Touchdown! (Point after kick by #58 Cody Laroche good)	21	21	
Bellaire	3	10:41	#4 Spencer Badia pass complete to #25 Kenny Hess for 5 yards. Touchdown! (Point after kick by #58 Cody Laroche good)	21	28	
Bellaire	3	05:35	#3 Tyler West runs for 3 yards. Touchdown! (Point after kick by #58 Cody Laroche good)	21	35	
Catholic Central	3	04:18	#2 Khalil Jones runs for 59 yards. Touchdown! #8 Hunter Westlake punts to the Crusaders 19 yardline. (Point after kick by #42 Stone Romano good)	28	35	
Catholic Central	4	10:09	#22 Ryan Fletcher runs for 1 yards. Touchdown! #4 Spencer Badia pass incomplete to Team at the Big Reds 14 for 0 yards. (Point after kick by #42 Stone Romano good)	35	35	
Catholic Central	4	09:54	#22 Ryan Fletcher runs for 30 yards. Touchdown! (Point after kick by #42 Stone Romano good)	42	35	
Catholic Central	4	07:21	#22 Ryan Fletcher runs for 47 yards. Touchdown! (Point after kick by #42 Stone Romano good)	49	35	
Catholic Central	4	05:49	#2 Khalil Jones runs for 2 yards. Touchdown! (Point after kick by #42 Stone Romano blocked)	55	35	

TEAM STAT COMPARISON		
	Catholic Central	Bellaire
Total Offense	395	319
Number of Plays	61	37
Yards per Play	6.5	8.6

Passing	146	187
Completions - Attempts	11 - 18	20 - 35
Yards per Pass	8.1	5.3
Touchdowns - Interceptions	2 - 2	2 - 1
Rushing	249	132
Rushing Attempts	35	22
Yards per Rush	7.1	6.0
Receiving	146	187
Receiving Completions	11	20
Yards per Catch	13.3	9.4
Penalties - Yards	6 - 36	6 - 45
Turnovers	2	1
Fumbles - Lost	0 - 0	4 - 0
Interceptions Thrown	2	1
Punting Attempts - Average Distance	4 - 29.0	3 - 25.0
Defensive Sacks - Yards	2 - 0	2 - 0
Time of Possession	00:36:11	00:11:49
Downs		
First Downs	15	0
First Downs - Rushing	9	0
First Downs - Passing	6	0
First Downs - Penalties	0	0
Third Down Conversions/Attempts	3/9 (33.3%)	0/12 (0.0%)
Fourth Down Conversions/Attempts	1/1 (100.0%)	0/2 (0.0%)

#### PASSING - CATHOLIC CENTRAL

Name	Cmp	Att	Yds	TD	Int
10 Brenton Colabella	11	18	146	2	2

#### PASSING - BELLAIRE

Name	Cmp	Att	Yds	TD	Int
4 Spencer Badia	20	35	187	2	1

#### RUSHING - CATHOLIC CENTRAL

Name	Att	Yds	Avg	Lng	TD
2 Khalil Jones	9	115	12.8	59	2
22 Ryan Fletcher	9	101	11.2	47	3
42 Stone Romano	6	26	4.3	8	1

10 Brenton Colabella	7	4	0.6	11	0
40 Luke Potenzini	1	4	4.0	4	0
24 Chris Murphy	3	-1	-0.3	4	0

#### RUSHING- BELLAIRE

Name	Att	Yds	Avg	Lng	TD
3 Tyler West	10	110	11.0	55	3
8 Hunter Westlake	5	24	4.8	11	0
2 Bralen Snell	2	6	3.0	5	0
4 Spencer Badia	5	-8	-1.6	4	0

#### RECEIVING - CATHOLIC CENTRAL

Name	Rec	Yds	Avg	Lng	TD
7 Aleks Porreca	2	55	27.5	41	1
24 Chris Murphy	1	31	31.0	31	0
11 Tony Barber	1	28	28.0	28	0
9 Louis Fallon	1	15	15.0	15	0
22 Ryan Fletcher	1	8	8.0	8	0
40 Luke Potenzini	2	6	3.0	3	0
42 Stone Romano	3	3	1.0	10	1
33 Johnny Dicarlanionio	0	0	0.0	0	0

#### RECEIVING- BELLAIRE

Name	Rec	Yds	Avg	Lng	TD
6 Nick Patrone	4	66	16.5	39	0
3 Tyler West	3	51	17.0	28	0
22 Brendon Ross	5	41	8.2	14	1
25 Kenny Hess	4	30	7.5	11	1
8 Hunter Westlake	3	0	0.0	5	0
15 Justyn Keyser	1	-1	-1.0	-1	0

#### DEFENSE - CATHOLIC CENTRAL

Name	Tkl	Solo	Ast	Sack	TFL	Int
62 Jake McCann	6.0	5	2	2.0	3.0	0
7 Aleks Porreca	5.0	3	4	0.0	0.0	0
9 Louis Fallon	4.5	3	3	0.0	1.0	0
50 Mark Detorrie	4.0	3	2	0.0	0.0	0

2 Khalil Jones	3.0	1	4	0.0	0.0	0
24 Chris Murphy	3.0	3	0	0.0	0.0	0
33 Johnny Dicarantonio	3.0	3	0	0.0	1.0	0
3 James Howard	2.5	2	1	0.0	0.0	0
11 Tony Barber	2.0	2	0	0.0	0.0	0
22 Ryan Fletcher	1.5	1	1	0.0	0.0	1
66 Jimmy Joe Mort	1.5	1	1	0.0	0.5	0
61 Tony Godich	1.5	0	3	0.0	0.5	0
78 Marty Engle	1.0	1	0	0.0	0.0	0
40 Luke Potenzini	1.0	1	0	0.0	1.0	0
35 Cedro Parise	0.5	0	1	0.0	0.0	0
32 Robbie LeFever	0.5	0	1	0.0	0.0	0
52 Nate Neely	0.5	0	1	0.0	0.0	0

DEFENSE - BELLAIRE						
Name	Tkl	Solo	Ast	Sack	TFL	Int
19 Dom Vinka	12.5	12	1	0.0	0.0	0
45 Myliek Green	7.0	7	0	0.0	0.0	0
25 Kenny Hess	5.0	5	0	0.0	1.0	1
6 Nick Patrone	5.0	5	0	0.0	0.0	0
9 Austin McConville	4.0	4	0	0.0	1.0	0
15 Justyn Keyser	3.0	3	0	0.0	0.0	0
24 Chace Braden	3.0	3	0	0.0	0.0	0
13 Skylar Jeter	2.5	2	1	2.0	0.0	0
56 James Dunfee	2.5	2	1	0.0	0.0	0
61 Robby Kalinowski	2.5	2	1	0.0	0.0	0
2 Bralen Snell	2.0	1	2	0.0	0.0	0
22 Brendon Ross	2.0	2	0	0.0	0.0	1
58 Cody Laroche	2.0	2	0	0.0	0.0	0
66 Wyatt Back	2.0	2	0	0.0	0.0	0
8 Hunter Westlake	2.0	2	0	0.0	0.0	0
55 Donovan Taylor	1.5	1	1	0.0	0.0	0
16 Kyle Hess	1.0	1	0	0.0	0.0	0
26 Jonathan Longwell	1.0	1	0	0.0	0.0	0
50 John Price	1.0	1	0	0.0	0.0	0
64 Michael Kovalyk	1.0	1	0	0.0	0.0	0
65 Jeff Nelson	1.0	1	0	0.0	0.0	0

KICKING - CATHOLIC CENTRAL

Name	FG	FGA	Lng	XP	Pts
42 Stone Romano	0	0	0	7	7

KICKING - BELLAIRE

Name	FG	FGA	Lng	XP	Pts
58 Cody Laroche	0	0	0	5	5

PUNTING - CATHOLIC CENTRAL

Name	Num	Yds	Avg	Lng	I20
10 Brenton Colabella	4	116	29.0	38	0

PUNTING - BELLAIRE

Name	Num	Yds	Avg	Lng	I20
8 Hunter Westlake	3	75	32.3	52	2

PUNT RETURNS - CATHOLIC CENTRAL

Name	Att	Yds	Avg	Lng	TD
2 Khalil Jones	1	9	9.0	9	0

PUNT RETURNS - BELLAIRE

Name	Att	Yds	Avg	Lng	TD
------	-----	-----	-----	-----	----

KICKOFF RETURNS - CATHOLIC CENTRAL

Name	Att	Yds	Avg	Lng	TD
22 Ryan Fletcher	4	57	14.3	19	0
2 Khalil Jones	2	38	19.0	28	0

KICKOFF RETURNS - BELLAIRE

Name	Att	Yds	Avg	Lng	TD
2 Bralen Snell	2	86	43.0	59	0
8 Hunter Westlake	2	21	10.5	19	0
3 Tyler West	1	14	14.0	14	0
23 Lance Norman	1	0	0.0	0	0

Bellaire-TeamCumulativeReport-10/7/2013

Team Stats

	Your Team	Other Teams
Scoring	201	159
Points Per Game	33.5	26.5
Downs		
First Downs	51	56
First Downs - Rushing	23	39
First Downs - Passing	25	15
First Downs - Penalties	3	2
Third Down	10/54 (18.5%)	13/68 (19.1%)
Conversions/Attempts		
Fourth Down	0/9 (0.0%)	5/23 (21.7%)
Conversions/Attempts		
Turnovers	8	7
Rushing	913	1114
Attempts	145	203
Average Per Rush	6.3	5.5
Average Per Game	152.2	185.7
Rushing TDs	10	14
Passing	1255	505
Completions- Attempts	91 - 145	45 - 92
Avg Per Attempt	8.7	5.5
Avg Per Completion	13.8	11.2
Avg Per Game	209.2	84.2
Passing TDs	17	6
Interceptions	3	6
Total Offense	2168	1619
Total Plays	278	308
Average per Play	7.0	5.0
Average Per Game	1.0	0.0
Kickoff Returns	22 - 411	31 - 571
Average Per Attempt	18.7	18.4
Kickoff Return TDs	1	0
Punt Returns - Yards	7 - 93	5 - 79
Average Per Attempt	13.3	15.8
Punt Return TDs	0	0
Fumbles - Lost	14 - 5	3 - 1
Penalties - Yards	43 - 360	32 - 281
Punts - Yards	15 - 444	18 - 553
Average Yards Per Punt	29.6	30.7
Defensive Sacks - Yards	3 - 0	2 - 0
Field Goals Made - Attempted	3 - 4	0 - 0
PAT Made Attempted	22 - 26	7 - 13
Time of Possession	01:49:39	02:28:10

## OVERALL INDIVIDUAL STATISTICS THRU WEEK 6

### RUSHING

<u>Name</u>	<u>G</u>	<u>Att</u>	<u>Yds</u>	<u>Avg</u>	<u>Lng</u>	<u>TD</u>	<u>YPG</u>
Tyler West	6	45	301	6.7	55	4	50.2
Hunter Westlake	5	25	264	10.6	95	5	52.8
Brandon Laughman	1	11	165	15.0	54	0	165.0
Bralen Snell	4	15	78	5.2	27	0	19.5
Spencer Badia	6	33	62	1.9	22	1	10.3
Ty Taylor	1	4	24	6.0	20	0	24.0
Lance Norman	1	2	17	8.5	12	0	17.0
Tyson Camsky	1	1	5	5.0	5	0	5.0
Team	3	8	0	0.0	0	0	0.0
Anthony Piper	1	1	-3	-3.0	-3	0	-3.0

### PASSING

<u>Name</u>	<u>G</u>	<u>Cmp</u>	<u>Att</u>	<u>Yds</u>	<u>TD</u>	<u>Int</u>	<u>Lng</u>	<u>YPG</u>	<u>Pct</u>	<u>QBR</u>
Spencer Badia	6	91	143	1255	17	3	80	209	63.6 %	172.4
Ty Taylor	1	0	1	0	0	0	0	0	0.0 %	0.0
Tyson Camsky	1	0	1	0	0	0	0	0	0.0 %	0.0



**RECEIVING**

<b><u>Name</u></b>	<b><u>G</u></b>	<b><u>Rec</u></b>	<b><u>Yds</u></b>	<b><u>Avg</u></b>	<b><u>Lng</u></b>	<b><u>TD</u></b>	<b><u>YPG</u></b>
Nick Patrone	6	22	448	20.4	64	8	74.7
Kenny Hess	6	21	370	17.6	80	4	61.7
Tyler West	6	15	181	12.1	34	0	30.2
Brendon Ross	5	15	158	10.5	39	2	31.6
Hunter Westlake	5	14	86	6.1	16	2	17.2
Bralen Snell	1	1	9	9.0	9	1	9.0
Justyn Keyser	2	2	3	1.5	4	0	1.5
Brandon Laughman	1	1	0	0.0	0	0	0.0

**TOTAL OFFENSE**

<u>Name</u>	<u>G</u>	<u>Plays</u>	<u>Rush - Yards</u>	<u>Pass - Yards</u>	<u>Total Yards</u>	<u>YPG</u>
Spencer Badia	6	176	33 - 62	143 - 1255	1317	219.5
Tyler West	6	45	45 - 301	0 - 0	301	50.2
Hunter Westlake	6	25	25 - 264	0 - 0	264	44.0
Brandon Laughman	1	11	11 - 165	0 - 0	165	165.0
Bralen Snell	4	15	15 - 78	0 - 0	78	19.5
Ty Taylor	1	5	4 - 24	1 - 0	24	24.0
Lance Norman	1	2	2 - 17	0 - 0	17	17.0
Tyson Camsky	1	2	1 - 5	1 - 0	5	5.0
Nick Patrone	6	0	0 - 0	0 - 0	0	0.0
Justyn Keyser	2	0	0 - 0	0 - 0	0	0.0
Brendon Ross	5	0	0 - 0	0 - 0	0	0.0
Kenny Hess	6	0	0 - 0	0 - 0	0	0.0
Team	3	8	8 - 0	0 - 0	0	0.0
Anthony Piper	1	1	1 - -3	0 - 0	-3	-3.0

**KICKING**

**Name**      **FGM-A**   **XPM-A**

Cody Laroche   3 - 4   22 - 26

**PUNTING**

<u>Name</u>	<u>Num</u>	<u>Yds</u>	<u>Avg</u>	<u>Lng</u>	<u>I20</u>	<u>Blk</u>
Hunter Westlake	14	444	31.7	55	6	0
Logan St John	1	0	0.0	0	0	1

**KICK RETURNS**

<u>Name</u>	<u>Num</u>	<u>Yds</u>	<u>Avg</u>	<u>Lng</u>	<u>TD</u>
Bralen Snell	8	176	22.0	59	0
Ty Taylor	1	85	85.0	85	1
Tyler West	4	84	21.0	45	0
Hunter Westlake	6	54	9.0	19	0
Austin McConville	1	12	12.0	12	0
Lance Norman	2	0	0.0	0	0

**PUNT RETURNS**

<u>Name</u>	<u>Num</u>	<u>Yds</u>	<u>Avg</u>	<u>Lng</u>	<u>TD</u>
Brendon Ross	4	47	11.8	19	0
Hunter Westlake	1	32	32.0	32	0
Nick Patrone	2	14	7.0	8	0

**ALL PURPOSE YARDS**

<b>Name</b>	<b>G</b>	<b>Rush</b>	<b>Rec</b>	<b>KR</b>	<b>PR</b>	<b>Int</b>	<b>Total</b>	<b>YPG</b>
Brendon Ross	5	0	158	0	47	0	205	41.0
Hunter Westlake	6	264	86	54	32	0	436	72.7
Nick Patrone	6	0	448	0	14	0	462	77.0
Spencer Badia	4	71	0	0	0	0	71	17.8
Bralen Snell	6	78	9	176	0	0	263	43.8
Tyler West	6	301	181	84	0	0	566	94.3
Ty Taylor	1	24	0	85	0	0	109	109.0
Austin McConville	1	0	0	12	0	0	12	12.0
Tyson Camsky	1	5	0	0	0	0	5	5.0
Justyn Keyser	1	0	4	0	0	0	4	4.0
Lance Norman	1	17	0	0	0	0	17	17.0
Kenny Hess	6	0	370	0	0	0	370	61.7
Brandon Laughman	1	165	0	0	0	0	165	165.0

## SCORING

<u>Name</u>	<u>TD</u>	<u>FG</u>	<u>Kick PAT</u>	<u>Pts</u>
Nick Patrone	8	0	0	48
Hunter Westlake	7	0	0	42
Cody Laroche	0	3	22	31
Tyler West	4	0	0	24
Kenny Hess	4	0	0	24
Brendon Ross	2	0	0	12
Spencer Badia	1	0	0	6
Bralen Snell	1	0	0	6
Ty Taylor	1	0	0	6

## DEFENSE

<u>Name</u>	<u>Total Tackles</u>	<u>Solo</u>	<u>Assist</u>	<u>Sack</u>	<u>TFL</u>
Dom Vinka	55	51	8	0	2
Kenny Hess	51	48	6	0	5
Myliek Green	50.5	46	9	0	4
Wyatt Back	34	28	12	0	1
Austin McConville	28.5	26	5	0	2
Brendon Ross	26.5	25	3	0	1
James Dunfee	22	18	8	0	2
Cody Laroche	21.5	17	9	0	1
Nick Patrone	17	15	4	0	0
Skylar Jeter	15	14	2	3	0

<u>Name</u>	<u>Total Tackles</u>	<u>Solo</u>	<u>Assist</u>	<u>Sack</u>	<u>TFL</u>
Robby Kalinowski	13.5	11	5	0	0
Ryan Callarik	12.5	11	3	0	0
Bralen Snell	12	11	2	0	0
Chace Braden	10.5	10	1	0	0
Jonathan Longwell	9.5	8	3	0	0
Michael Kovalyk	8.5	7	3	0	0
Justyn Keyser	7	7	0	0	0
Hunter Westlake	6.5	6	1	0	0
Donivan Taylor	6.5	5	3	0	0
Jacob Smith	5	4	2	0	0
Matt Montgomery	4	0	0	0	0
Kyle Hess	4	3	2	0	0
Jeff Nelson	3	3	0	0	0
Tyler West	2	2	0	0	0
Lance Norman	2	2	0	0	0
John Price	2	2	0	0	0
Josh Sabinski	2	2	0	0	0
Logan St John	2	2	0	0	0
Alex Hibbitts	1	1	0	0	0
Derek Schybal	1	1	0	0	0
David McConn	1	1	0	0	0
Cody Tredway	1	1	0	0	0
Steven Krupa	1	1	0	0	0
Todd Morris	1	1	0	0	0

## INTERCEPTIONS

<u>Name</u>	<u>Num</u>	<u>Yds returned</u>
Nick Patrone	2	(44,0)
Brendon Ross	2	(0,0)
Austin McConville	1	(3)
Kyle Hess	1	(0)
Kenny Hess	1	(6)


# 2013 BELLAIRE HIGH SCHOOL VARSITY FOOTBALL SCHEDULE

Sat. Aug. 31	L Steubenville Central 35-55	Home	12:30
Fri. Sept. 6	W John Marshall 37-14	Away	7:30
Sat. Sept. 14	L Shadyside 29-46	Home	12:30
Sat. Sept. 21	W Edison 26-12	Home	12:30
	(Homecoming)		
Fri. Sept. 27	W Buckeye Local 43-6	Away	7:00
Fri. Oct. 4	W Indian Creek 31-13	Away	7:00
Sat. Oct. 12	W St. Clairsville 38-28	Home	12:30
Sat. Oct. 19	W Harrison Central 28-15	Home	12:30
Fri. Oct. 25	W Union Local 41-25	Away	7:00
Sat. Nov. 2	L Martins Ferry 17-22	Home	12:30

L NEWARK CATHOLIC 0-29

7-4

*Go Big Reds!!*  
325-265



**JOSE DAVIS**  
Head Football Coach

- \* High School: Bellaire '96
- \* College: Kent State '00
- \* Wife: Amy Mindek
- \* Children: Javon, 13  
Aiden, 7
- \* Professional Experience:
  - Winnipeg Blue Bombers
  - Colorado Crush
  - Wheeling Greyhounds
  - Indianapolis Firebirds
  - Grand Rapids Rampage
  - Kansas City Brigade
  - Cleveland Gladiators
- \* Career Coaching Record:  
20-21-0





# BIG REDS' FOOTBALL 2003 - 2012

2003

BHS	OPP
24 Cols. Bishop Ready	9
28 Wheeling Park	8
41 John Marshall	6
48 St. Clairsville	6
0 Beaver Local	43
41 Edison	12
21 Union Local	18
43 Tyler Consolidated	28
26 Steuben, Catholic	6
20 Martins Ferry	27
27 Westfall	6
20 Ironton (OT)	14
21 Coshocton*	7
14 Cleveland VASJ	21
374 11-3	211
Coach: John Magistro	
Capt. Seniors	
*Regional Champions	

SLAC

2007

BHS	OPP
15 Wheeling Park	26
20 John Marshall	35
20 Buckeye Local	22
6 St. Clairsville	41
0 Steuben, Catholic	33
21 Harrison Central	40
14 Union Local	46
7 Edison	14
13 Indian Creek	38
0 Martins Ferry	30
116 0-10	325
Coach: Gregg Bonar	
Capt: Zach Materkoski, Bobby Mansfield, Mike Reed, Tyler Robinson	

2011

BHS	OPP
13 Wheeling Central	31
30 John Marshall	8
63 Steuben, Catholic	27
27 Buckeye Local	40
0 Indian Creek	21
13 St. Clairsville	35
50 Harris, Central (20T)	44
47 Union Local	24
30 Edison	27
0 Martins Ferry	37
273 5-5	294
Coach: Jose Davis	
Capt: Game captains	

2012

BHS	OPP
44 Steuben, Catholic	42
31 John Marshall	20
43 East Liverpool	28
45 Buckeye Local	16
0 Indian Creek	28
14 St. Clairsville	58
29 Harris, Central	28
52 Union Local	14
26 Edison	20
34 Martins Ferry	28
14 Cuyahoga Heights	42
332 8-3	324
Coach: Jose Davis	
Capt: Game captains	

UPDATED: 07.05.13

2004

BHS	OPP
39 Wheeling Park	0
36 John Marshall	29
27 Wash. T. Roosevelt	9
14 St. Clairsville	9
13 Beaver Local	56
56 Tyler Consolidated	8
40 Union Local	14
7 Steuben, Catholic	21
35 Brentwood (3OT)*	28
7 Martins Ferry	21
40 Wellston	6
7 Martins Ferry	33
321 8-4	234
Coach: John Magistro	
Capt. Seniors	
*600th Career Win	

2008

BHS	OPP
14 Thornville Sheridan	49
42 John Marshall	8
22 Buckeye Local	25
22 St. Clairsville	14
40 Steuben, Catholic	20
14 Harrison Central *	32
14 Union Local	28
13 Edison	35
17 Indian Creek	7
6 Martins Ferry	41
204 4-6	259
Coach: Gregg Bonar	
Capt: Game captains	
*1000 games	

2013

# Quick Stop

Pizza-Hot & Cold Subs  
Full Deli-Meat & Cheese  
Trays  
Hamburgers-Chicken  
Dinners-Fries-etc.

• Neffs, Ohio •

## 740-676-2860

2005

BHS	OPP
34 Wheeling Park	18
34 John Marshall	13
39 Wash. T. Roosevelt	13
25 St. Clairsville	0
34 Beaver Local	0
56 Sir Winfrid Laurier	7
53 Union Local	6
48 Steuben, Catholic	0
35 Brentwood	0
35 Martins Ferry*	0
42 Zane Trace	24
37 Col. Bish. Hartley	14
34 Ironton (3OT)	28
13 Young, Card. Moon.	20
519 13-1	143
Coach: John Magistro	
Capt. Seniors	
*100th Meeting	

OLAC

2009

BHS	OPP
7 Thornville Sheridan	40
44 John Marshall	32
33 Buckeye Local	64
7 St. Clairsville	35
27 Steuben, Catholic	34
8 Harrison Central	34
20 Union Local	26
27 Edison	30
7 Indian Creek	42
7 Martins Ferry	38
187 1-9	375
Coach: Jose Davis	
Capt: Game captains	

2006

BHS	OPP
33 Wheeling Park	29
37 John Marshall	21
34 Buckeye Local	7
25 St. Clairsville	21
28 Beaver Local	7
43 Harrison Central	18
41 Union Local	14
44 Steuben, Catholic	10
49 Indian Creek	15
23 Martins Ferry	0
49 St. Clairsville	21
37 Westfall	26
45 New Lexington	7
7 Young, Card. Moon.	49
495 13-1	245
Coach: John Magistro	
Capt. Seniors	

OLAC

2010

BHS	OPP
7 Wheeling Central	56
38 John Marshall	29
43 Buckeye Local (OT)	36
7 St. Clairsville	54
32 Steuben, Catholic	13
34 Harrison Central	32
27 Union Local	13
21 Edison	24
38 Indian Creek	31
0 Martins Ferry	28
247 6-4	316
Coach: Jose Davis	
Capt: Game captains	

# PYTLAK

## BARBER SHOP

3143 BELMONT STREET • BELLAIRE, OHIO

# 6 7 6 - 2 3 4 5



# BIG REDS' FOOTBALL 1941-1956

# BIG RED'S FOOTBALL 1957-1972

1941		1945		1949		1953		1957		1961		1965		1969		
BHS	OPP	BHS	OPP	BHS	OPP	BHS	OPP	BHS	OPP	BHS	OPP	BHS	OPP	BHS	OPP	
13 Shadyside	0	46 Shadyside	0	54 Shadyside	0	71 Ford City	20	28 Marietta	13	6 Weirton	33	0 Washington	13	0 St. John	0	
21 Wellsville	7	70 Linsly	11	13 Triadelphia	13	14 Triadelphia	7	25 Triadelphia	7	7 Marietta	8	0 Whg. Central	0	12 Mentor	54	
26 Union	7	79 Union	0	13 Linsly	19	28 Ironton	6	2 St. John	26	18 Cambridge	26	14 Marietta	8	14 Marietta	19	
19 Steubenville	6	70 Steubens. Central	13	7 Moundsville	13	37 Moundsville	0	18 Moundsville	33	26 Moundsville	13	8 Magnolia	8	6 New Philadel.	34	
13 Niles McKinley	7	6 Moundsville	7	45 St. Clairsville	6	34 Linsly	0	14 Linsly	7	33 St. John	2	33 Moundsville	0	17 John Marshall	14	
0 Martins Ferry	9	0 Martins Ferry	6	0 Martins Ferry	6	26 East Liverpool	0	7 New Philadel.	20	8 St. Clairsville	14	20 St. John	0	6 Brooke	27	
19 New Philadel.	0	0 New Philadel.	20	15 New Philadel.	6	0 New Philadel.	34	25 Whg. Central	13	7 New Philadel.	31	78 Cambridge	0	14 Whg. Central	10	
7 Weirton	32	6 Steubenville	0	18 Bridgeport	0	0 Whg. Central	7	14 Wheeling	7	6 Dover	30	30 Moundsville	6	15 Winterville	31	
18 Wheeling	0	13 Triadelphia	0	6 Wheeling	7	0 Wheeling	13	33 Martins Ferry	14	7 Wheeling	0	27 Wheeling	7	16 Martins Ferry	6	
136 / 20	63	6 Wheeling	6	1/1 4 4 1	70	18 Martins Ferry	0	166 6-3-0	140	6 Martins Ferry	46	32 Martins Ferry	12	54 Wheeling	14	
Coach: John "Butch" Niemiec		156 6-3-1	65	Coach: Reynman "Bud" Bonar		1/8 7-3-0	87	Coach: Reynman "Bud" Bonar		124 3-7-0	203	192 7-1-2	54	149 3-6-1	204	
		Coach: Jim Foti		Capt. Amello Liberati		Coach: Robert Howell, Albert Vasek		Capt. Clyde Thomas		Coach: Don Ault, Capt. Terry Mowery, Charles Turner		Coach: Don Ault, Capt. Gay Lucci, Roger Mokros		Coach: Rudy Sharkey, Capt. Mike Wallace		
1942		1946		1950		1954		1958		1962		1966		1970		
6 Shadyside	0	0 Shadyside	0	13 Shadyside	0	13 Wellsville	0	24 Marietta	8	26 Union Local	6	26 Washington	28	12 St. John	6	
7 Dover	34	7 Linsly	0	17 Triadelphia	6	33 Triadelphia	0	16 Triadelphia	6	23 Weirton	6	6 St. John	6	28 Jefferson Union	0	
7 Union	7	21 Union	7	19 Linsly	7	0 Cambridge	6	30 Cambridge	6	14 Marietta	27	64 Magnolia	0	0 Marietta	12	
6 Steubenville	59	27 Amsterdam	0	41 Moundsville	25	0 Moundsville	0	0 Moundsville	6	40 Cambridge	20	44 Marietta	0	26 New Philadel.	0	
31 Lima Central	14	14 Moundsville	12	45 St. Clairsville	0	13 Ironton	13	8 East Liverpool	0	30 Moundsville	16	32 Ambridge	6	46 John Marshall	0	
6 Martins Ferry	39	7 Martins Ferry	0	19 Martins Ferry	6	20 Moundsville	18	10 New Philadel.	0	0 St. John	0	0 St. John	0	17 Brooke	0	
0 Weirton	20	17 New Philadel.	7	20 New Philadel.	20	46 Linsly	14	24 Wheeling	12	6 St. Clairsville	8	27 Whg. Central	12	32 Whg. Central	6	
0 New Philadel.	7	32 St. Clairsville	6	23 Bridgeport	0	28 East Liverpool	7	16 Whg. Central	6	24 St. Clairsville	8	44 Cambridge	0	0 Winterville	0	
7 Barborton	25	0 Steubenville	7	6 Wheeling	64	26 New Philadel.	0	24 Wheeling	12	13 New Philadel.	18	58 Martins Ferry	0	30 Martins Ferry	0	
6 Wheeling	11	13 Triadelphia	7	198 8-0-1	64	32 Whg. Central	6	0 Martins Ferry	13	21 Dover	0	70 Wheeling	0	44 Wheeling	6	
87 / 7-1	218	13 Wheeling	0	6 Wheeling	0	33 Martins Ferry	13	162 / 2-1	65	14 Wheeling	6	40 Moundsville	6	235 8-1-1	30	
Coach: John "Butch" Niemiec		151 9-1-1	46	Coach: Reynman "Bud" Bonar		33 Martins Ferry	13	Coach: Reynman "Bud" Bonar		0 Martins Ferry	0	457 9-1-0	58	Coach: Jake Osavsky, Capt. Jim Hudson, Bob Kreiter		
Capt. Jack Otto		Coach: James A. Dixon, Capt. Chester Daniels, OVAC Champions		Capt. John Pozzini, Ohio Valley Big 10 Conference Title		303 9-0-1	71	Capt. Charles Kwina, Ralph Hendershot		205 7-2-2	107	Coach: Don Ault, Capt. Ben Perzanowski, Fred Perdue		Coach: Don Ault, Capt. Thomas Ledder, William Mitchell		
1943		1947		1951		1955		1959		1963		1967		1971		
6 Shadyside	12	0 Shadyside	0	13 Salem	19	31 Wellsville	0	13 Weirton	14	20 Union Local	6	6 Washington	20	39 St. John	0	
7 Linsly	21	7 Linsly	21	6 Triadelphia	25	6 Triadelphia	0	14 Marietta	27	0 Weirton	20	18 St. John	26	28 Jefferson Union	0	
6 Union	6	12 Union	6	59 Garfield Heights	6	13 Sandusky	22	14 Cambridge	0	16 Marietta	8	0 Winterville	57	8 Marietta	35	
0 Moundsville	0	0 Moundsville	7	46 Moundsville	0	0 Moundsville	12	6 Moundsville	13	38 Cambridge	6	14 Magnolia	14	7 New Philadel.	13	
0 Martins Ferry	20	0 Martins Ferry	13	27 Linsly	13	15 Linsly	0	28 Moundsville	13	13 Moundsville	13	7 Marietta	20	12 Brooke	17	
7 New Philadel.	8	0 New Philadel.	33	20 Youngs. North	15	19 East Liverpool	26	8 Ironton	16	14 St. John	19	0 Whg. Central	38	14 Whg. Central	0	
44 Yorkville	0	0 New Philadel.	33	0 New Philadel.	13	19 New Philadel.	0	14 New Philadel.	0	22 St. Clairsville	0	20 Whg. Central	6	3 Winterville	38	
0 Steubenville	33	0 St. Clairsville	7	0 Ironton	38	26 Whg. Central	6	8 Dover	16	16 New Philadel.	7	0 Martins Ferry	6	44 Martins Ferry	20	
25 Wheeling	19	0 Bridgeport	7	6 Wheeling	6	21 Wheeling	19	29 Wheeling	0	14 Wheeling	7	14 Wheeling	34	17 Wheeling	6	
95 / 7 5-2	119	0 Winterville	2	0 Martins Ferry	7	33 Martins Ferry	7	16 Martins Ferry	20	6 Martins Ferry	8	14 Moundsville	3	184 5-5-0	165	
Coach: James A. Dixon		0 Wheeling	18	1/1 3-6-1	162	1/1 7-3-0	92	Coach: Don Ault, Capt. Eddie Jackson, John Patrone, Tom Johnson		169 6-3-1	93	93 2-8-0	234	Coach: Jake Osavsky, Capt. Jerry Mubley, Dick Frazz		
Capt. Gerald Mosso		45 7-8-1	140	Coach: Reynman "Bud" Bonar		Coach: Reynman "Bud" Bonar		Coach: Don Ault, Capt. Wayne Peters, Steve Kuiko		Coach: Don Ault, Capt. Rudy Sharkey, Dave Hudson, Fanny Sitar		Coach: Don Ault, Capt. Rudy Sharkey, Dave Hudson, Fanny Sitar				
1944		1948		1952		1956		1960		1964		1968		1972		
6 Shadyside	0	13 Shadyside	0	44 Salem	12	0 Marietta	0	6 Weirton	21	20 Martins Ferry	0	6 Washington	26	51 St. John	0	
14 Linsly	6	0 Triadelphia	21	28 Triadelphia	7	13 Triadelphia	0	6 Marietta	8	10 Weirton	0	27 St. John	24	42 St. Clairsville	0	
25 Union	0	14 Linsly	19	41 Garfield Heights	12	7 Cambridge	6	7 Cambridge	6	16 Marietta	6	8 Newark	8	20 New Philadel.	6	
0 Steubens. Central	6	12 Moundsville	39	75 Moundsville	14	6 Moundsville	20	6 Moundsville	20	46 Moundsville	27	14 John Marshall	26	7 Brooke	18	
0 Moundsville	13	0 Martins Ferry	33	20 Linsly	20	7 Moundsville	27	6 Linsly	13	20 St. John	0	48 John Marshall	26	14 Whg. Central	8	
0 Martins Ferry	19	40 Union	6	17 Youngs. North	19	6 Linsly	27	6 Ironton	13	8 St. John	0	13 Whg. Central	0	0 Winterville	28	
0 New Philadel.	20	0 New Philadel.	41	19 New Philadel.	26	17 East Liverpool	44	20 New Philadel.	6	22 Cambridge	8	0 Winterville	32	6 Martins Ferry	16	
0 Steubenville	12	28 Bridgeport	14	33 Ironton	20	7 New Philadel.	33	30 Dover	0	14 Martins Ferry	6	16 Martins Ferry	6	27 Wheeling	7	
0 East Liverpool	6	7 Wheeling	13	6 Wheeling	40	25 Whg. Central	14	0 Dover	0	34 Wheeling	0	217 7-3-0	89	Coach: Jake Osavsky, Capt. Terry Brinker, Frank Masciarelli, Greg Jones		
0 Wheeling	6	1/1 4-6-0	189	7 Martins Ferry	7	13 Wheeling	0	6 Wheeling	6	177 5-4-1	178	Coach: Rudy Sharkey, Capt. Byron Thoburn, Larry Blanchard				
60 4-6-0	88	114 4-6-0	189	25 Martins Ferry	0	124 4-5-1	147	385 9-1-0	50	Coach: Don Ault, Capt. Willie Sparksman, Dennis Pogany						
Coach: Jim Foti		Coach: Cyril Layne, Capt. Ivan Cross		Coach: Reynman "Bud" Bonar		Coach: Reynman "Bud" Bonar		Coach: Don Ault, Capt. Rickard Busby, Dennis DeBlasis		Coach: Don Ault, Capt. Willie Sparksman, Dennis Pogany		Coach: Don Ault, Capt. Willie Sparksman, Dennis Pogany		Coach: Don Ault, Capt. Willie Sparksman, Dennis Pogany		
				Capt. Bill Bostancic, David Schranim		Capt. Francis Gibson, Mike Ingram				Titles: OVAC Champion						

# Valley Floors

Our service is at your feet.

All types residential and commercial floors expert installation or DIY sales

3295 Guernsey Street, Bellaire, Ohio 43906 • 740-676-1717

# BIG REDS' FOOTBALL 1908-1924

# BIG REDS' FOOTBALL 1925-1940

1908		1913		1917		1921		1925		1929		1933		1937	
BHS	OPP	BHS	OPP	BHS	OPP	BHS	OPP	BHS	OPP	BHS	OPP	BHS	OPP	BHS	OPP
0	Bridgeport	0	0	0	0	0	0	0	0	0	0	0	0	0	0
0	Cathedral	6	28	0	24	0	24	0	24	0	72	0	26	0	38
0	Wheeling	37	0	0	14	13	0	6	46	0	27	0	27	0	62
0	Moundsville	20	33	7	0	0	66	6	24	10	13	0	13	0	13
10	Cathedral	6	7	7	0	9	0	6	13	0	6	0	13	0	0
0	Elliott	0	34	0	0	26	0	0	0	7	13	0	13	0	7
5	Wellsburg	0	7	0	2	9	0	0	58	0	6	0	6	0	26
15	2-3-2	69	109	0	0	1	0	0	39	0	12	0	25	0	26
Coach: None		Coach: J.R. Estabrook		12		12		33		7		0		0	
Capt. Al Carnean		Capt. Clyde Duffy		52		74		7		6		157		203	
				Coach: James B. Mount		247		Coach: Alfred Sears		Coach: Charles Wright		Coach: Bartley Rutan		Coach: Albert "Sleepy" Glenn	
				Capt. McGraw		Capt. Cecil Robinson		Coach: Bill Galberach		Capt. Miller Munjas		Capt. Dale "Tater" Heil		Capt. Joseph Accrocco	
								Ohio Valley Champs						OVAA Champions	
1909		1914		1918		1922		1926		1930		1934		1938	
11	Wheeling	0	43	0	39	0	20	0	33	0	6	2	0	20	0
6	Shadyside	5	32	0	39	0	0	0	20	0	40	7	0	38	6
5	Woodfield	22	49	0	0	34	0	0	20	6	13	7	0	38	6
6	Wheeling	12	38	0	0	34	0	0	16	0	26	6	0	13	0
0	Bridgeport	5	54	7	0	6	0	0	39	0	6	7	0	20	2
28	2-3-0	44	41	0	6	34	0	0	9	6	14	6	0	13	0
Coach: None		Coach: J.R. Estabrook		Coach: S.G. Rogers		Coach: Bill Galberach		Coach: Alfred Sears		Coach: Charles Wright		Coach: Martin Varner		Coach: John "Butch" Niemiec	
Capt. Frank Aldredge		Capt. Ernest Beck		Capt. Malcom Culbertson		Capt. Ralph McMasters		Capt. Tony Matussek		Capt. John Nardo		*First game played at Nelson Field.		Capt. Joe Accrocco	
		West Virginia & Ohio Champions						Ohio Valley Champs *100th Win		Ohio Valley Champions				OVAA Champions	
1910		1915		1919		1923		1927		1931		1935		1939	
0	Wheeling	6	19	0	44	0	13	0	6	0	21	0	0	12	7
0	Martins Ferry	18	38	0	14	7	13	0	26	6	21	0	0	30	0
0	Wheeling	10	27	0	6	0	19	0	12	0	6	0	0	40	0
5	Steubenville	10	17	0	6	7	19	0	25	0	7	19	0	13	6
11	Martins Ferry	0	0	0	6	0	36	0	13	12	14	0	0	27	0
3	Alumini	0	17	0	150	21	0	0	7	7	0	7	0	33	6
7	Moundsville	5	0	0	0	0	0	0	13	0	0	18	0	8	0
26	3-4-0	49	32	0	0	0	0	0	0	0	6	18	0	18	13
Coach: Gordon Battelle		Coach: J.R. Estabrook		Coach: Gosnell Layman		Coach: Bill Galberach		Coach: Charles Wright		Coach: Martin Varner		Coach: Ed Trolley		Coach: John "Butch" Niemiec	
Capt. Burton McCroba		Capt. John Tschappatt		Capt. Robert Kilgore		Capt. Dick Buttitta		Capt. Steve Inait		Capt. Ed Trolley				Capt. Bob Rauscher	
1911		1916		1920		1924		1928		1932		1936		1940	
0	New Philadel.	17	47	0	34	0	6	0	46	0	26	0	18	0	0
12	Cathedral	5	6	0	26	12	14	0	7	0	13	0	39	0	0
22	Barnesville	0	104	0	34	0	14	0	12	0	29	0	27	0	12
9	Martins Ferry	5	46	0	27	28	27	0	13	0	19	0	3	6	6
3	Steubenville	16	7	0	6	0	7	0	25	6	0	0	66	7	7
0	Martins Ferry	16	0	0	6	0	7	0	12	6	13	0	53	6	6
0	Elliott	0	120	0	0	0	0	0	0	12	0	14	0	53	6
0	Wheeling	0	0	0	0	0	0	0	0	6	0	0	0	12	6
46	3-4-1	65	0	0	183	40	0	0	218	30	0	248	0	14	15
Coach: W.W. Loomis		Coach: J.R. Estabrook		Coach: Bill Galberach		Coach: Charles Wright		Coach: Charles Wright		Coach: Bartley Rutan		Coach: Albert "Sleepy" Glenn		Coach: John "Butch" Niemiec	
Capt. Emmett Barret		Capt. John Tschappatt		Capt. William Cutshaver		Capt. Oliver "Obie" Miles		Capt. None Listed		Capt. Victor "Bobo" Dorris		Capt. Floyd Witchey, Arnold Salvatera		Coach: John "Butch" Niemiec	
						Ohio Valley Champions		OVAA Champions		OVAA Champions		OVAA Champions		*200th Win	
1912		1917		1921		1925		1929		1933		1937		1941	
0	Wheeling	0	43	0	39	0	20	0	33	0	6	2	0	20	0
41	Moundsville	0	32	0	39	0	0	0	20	6	40	7	0	38	6
7	Steubenville	18	49	0	0	34	0	0	16	0	26	6	0	13	0
0	Martins Ferry	23	54	7	0	6	0	0	39	0	6	7	0	20	2
3	New Philadel.	7	41	0	6	34	0	0	9	6	14	6	0	13	0
26	Cathedral	6	54	0	6	34	0	0	10	6	0	6	0	20	2
13	Bridgeport	7	33	0	6	34	0	0	9	6	0	6	0	15	0
3	Marietta	27	33	0	6	34	0	0	10	6	0	6	0	7	0
0	Cambridge	32	6	0	6	34	0	0	10	6	0	6	0	15	0
93	3-5-1	120	13	0	6	34	0	0	12	6	0	6	0	39	0
Coach: W.W. Loomis		Coach: J.R. Estabrook		Coach: Bill Galberach		Coach: Charles Wright		Coach: Charles Wright		Coach: Bartley Rutan		Coach: Albert "Sleepy" Glenn		Coach: John "Butch" Niemiec	
Capt. Clarence Corbett		Capt. Allen Duga		Capt. William Cutshaver		Capt. Oliver "Obie" Miles		Capt. None Listed		Capt. Victor "Bobo" Dorris		Capt. Floyd Witchey, Arnold Salvatera		Coach: John "Butch" Niemiec	
						Ohio Valley Champions		OVAA Champions		OVAA Champions		OVAA Champions		*200th Win	



**DeVendra's Auto Care & Tire Center**  
 Gary P. DeVendra President  
 601 - 34th St., Bellaire, Ohio 43906 • Phone: 740-676-9053

## SEASON - PASSING

Year	Player	Att.	Comp.	%	Yds.	Int.	TD
1995	Jose Davis	406	253	62.3	3551	11	32
2006	Nick Rocchio	341	198	58.1	3353	15	44
2012	Spencer Badia	387	212	54.8	3001	13	24
1997	Ty Masciarelli	267	155	58.1	2950	7	33
2005	Nate Davis	330	184	55.8	2740	10	35
1996	Ty Masciarelli	303	163	53.8	2554	12	24
2011	Spencer Badia	293	150	51.2	2346	16	26
2010	Anthony Rocchio	290	163	56.2	2318	11	27
2003	Nate Davis	302	127	42.1	2309	7	24
2004	Nate Davis	293	143	48.8	2296	10	22
1998	Chris Lednik	242	129	53.3	2022	6	20
1999	Matt Materkoski	242	137	56.6	1998	3	22
1988	Scott Woods	199	104	52.3	1906	10	21
1993	Jose Davis	213	115	54.0	1753	7	13
2000	Matt Materkoski	219	109	49.8	1626	8	15
1992	Mike Call	159	88	55.3	1582	8	18
1994	Jose Davis	171	87	50.9	1465	9	15
1990	Chad Magistro	200	96	48.0	1437	10	12
1966	Mike Sherwood				1400		
1987	Scott Woods	181	79	43.6	1392	12	13
2009	Ryan Feller	199	107	53.8	1334	9	6
2008	Ryan Feller	145	76	52.4	1327	3	15
1984	Scot Maffe	176	75	42.6	1318	15	8
2007	Ryan Feller	171	85	49.7	1138	18	8
2002	Dom Liberati	205	78	38.0	1134	12	7
1983	Mike Balsei	147	67	45.6	1084	12	9
1989	Chad Magistro	162	78	48.1	1021	9	6
1986	Scott Woods	167	67	40.1	954	9	6
2001	Matt Wallner	141	57	40.4	885	9	8
1985	David Calagis	144	55	38.2	793	14	5
1982	Jim Piatt	125	48	38.4	660	5	8
2007	Tyler Rose	102	49	48.0	550	8	4
1991	Mike Call	101	38	37.6	533	7	2
2008	Anthony Hocker	41	19	46.3	482	4	4
1975	Tom Dobson	76	29	38.2	470	3	10
1976	Garry Price	78	24	30.8	448	8	2
1991	Chad Magistro	74	38	51.4	404	5	3
1978	Joe Campbell	70	28	42.4	400	7	1
1977	Vince Mehl	84	31	36.9	385	8	4
1986	Chad Mehl	57	29	50.9	376	5	2
1980	Jim Sketel	66	18	27.3	363	10	1
1974	Joe Masciarelli	84	33	39.3	354	6	4
2006	Tyler Rose	37	17	48.6	350	2	2
2001	Dom Liberati	76	26	34.2	309	9	2
2005	Nick Rocchio	46	23	50.0	297	1	4
1979	Jim Sketel	111	32	28.8	276	8	3
2008	Tyler Rose	31	18	58.1	248	2	1
1997	Chris Lednik	24	13	54.2	198	0	0
2004	Nick Rocchio	20	12	60.0	188	1	2
1981	Todd Fitch	49	13	26.5	150	6	4
1978	Scott Porter	28	9	32.1	134	3	0
1989	David Ice	33	9	27.3	106	7	2

Minimum 100 yards; based on yardage

UPDATED: 07.05.13

# Good Luck Big Reds

from the

## Ohio River Valley

# Elks Lodge

## #231

# Grisell

**Funeral Homes**  
Since 1847

MOUNDSVILLE \* CLARINGTON

NEW MARTINSVILLE \* SARDIS

## BELLAIRE

400 — 33rd Street \* 676-3155

Directors:


*Sidney E. Grisell*

*Michael A. Mathieu*

*David E. Schnegg*

**It's not whether you win or lose...  
It's where you eat after the game.  
Eat at McDonald's!**

**McDonald's - Serving you in 4 Counties  
Marshall • Ohio • Belmont • Monroe**



- 27 72 Nick Patrone 12 TD
- 28 54 Hunter West 9 TD
- 29 51 Coby Loroche 5 FC 36 IPT
- 30 42 Brendan Ross 7 TD
- 31 36 Kenny Hess 6 TD
- 32 30 Tyler West 5 TD
- 33 2265 Spencer Bodin 281-164-58.4% -2265-8-2
- 34 72 12 TD Nick Patrone 2013
- 35 2265 ↑ Spencer
- 36 727 Nick Patrone 44-727-16.5-10
- 37 586 Brandon Laughman 95-586-6.2-3
- 38 99 Kenny Hess 86-13-99

1. 495 Badie @ SCC, ~~2012~~ 2011
2. 8073 Badia ~~2009-2013~~ 2010-2013
3. T-7 Badm @ SCC 2011
4. Hunter Westlake v. Edison 2013
5. 960 Badia 2010-2013
6. 560 Badia 2016-2013
7. 37 Badia 10-13
8. Change to SOS
9. 7612 Badia
10. 144 Patrone 9-13
11. 16 Mark Marchese 1981
12. 9 Dalton Conroy 2012
13. Change to 15 Mark Marchese 79-81
14. 586 Brandon LAUGHMAN 95 - 586 - 6.2 - 3
15. 374 Hunter West 40 - 374 - 9.4 - 6
16. 301 TYLER WEST 45 - 301 - 6.7 - 4
17. 727 Nick Patrone 44 - 727 - 16.5 - 10
18. 594 KENNY HOSS 37 - 594 - 16.1 - 6
19. 461 Brendon Ross 34 - 461 - 13.6 - 7
20. 237 TYLER WEST 18 - 237 - 13.2 - 1
21. 233 Hunter West 25 - 233 - 9.3 - 3
22. 99 KENNY HOSS 86 - 13 - 99
- (23) 93 DOM VINKA 79 - 14 - 93
24. 89 Mylek Green 75 - 14 - 89
25. 74 Austin McConville 67 - 7 - 74
26. 67 WYATT BACK 50 - 17 - 67

## SEASON - RUSHING

Year	Name	No.	Yds.	Avg.	TD	Year	Name	No.	Yds	Avg.	TD
1995	Richie Mamie	212	1335	6.3	28	1994	Richie Mamie	42	299	7.1	8
1954	Jim Nemece		1200			1984	Scot Maffe	114	297	2.6	7
1993	Scott Pitts	210	1075	5.1	8	1994	Bob Roth	38	296	7.8	2
1963	Paul Xenakis		1058			2006	Nick Rocchio	103	290	2.8	12
1970	Ron Lee		989			2010	Josh Davis	80	288	3.6	2
1976	Jeff Dye	194	963	5.0	13	2006	Jayson Keyser	57	288	5.1	4
1987	Mike Honeycutt	181	915	5.1	7	1996	Richie Materkoski	51	282	5.5	3
1996	Clint Lekanudos	179	904	5.1	13	2009	Brandon Bell	54	277	5.1	3
1980	Mike Materkoski	201	879	4.4	12	2007	Erik Canter	80	274	3.4	1
2000	Courtney Redman	124	874	7.0	11	1999	Matt Materkoski	77	273	3.5	2
1997	Kenny Roth	145	856	5.9	10	1981	Ernie Blazek	51	272	5.3	0
1975	Jeff Dye	155	855	5.5	10	1977	Dirk Fitch	57	272	4.8	1
1988	Mike Honeycutt	109	848	7.8	9	1976	Rodney Johnson	75	263	3.5	1
1997	Clint Lekanudos	110	848	7.7	15	1994	Casey Coyne	44	257	5.8	2
2003	Mike Fisher	122	828	6.8	8	1984	David Youngblood	76	257	3.4	1
1992	John Calhoun	163	818	5.0	15	1999	Joey Mosslander	58	249	4.3	4
2004	Jayson Keyser	124	790	6.4	7	2002	Alan Kaplan	49	246	5.0	2
1986	Phil Green	135	742	5.5	5	2009	Trevor Bobka	70	245	3.5	3
1978	Dirk Fitch	159	739	4.6	6	1975	Keith Materkoski	60	234	3.9	1
1994	Scott Pitts	140	718	5.1	11	2009	Ryan Feller	105	232	2.2	6
1995	Bob Roth	113	711	6.3	3	2010	Manny Ray	41	228	5.7	2
1974	Dave Perzanowski	191	709	3.7	5	2003	Ben Smith	46	222	4.8	2
1981	Bobby Hocker	161	703	4.4	5	2006	Artis Johnson	39	214	5.5	0
2002	Brock Redman	150	698	4.7	8	1975	Rodney Johnson	72	213	3.0	3
1985	Phil Green	125	663	5.3	5	1985	David Youngblood	31	212	6.8	0
1979	Pete Perzanowski	141	643	4.6	4	2008	Ryan Feller	62	203	3.3	2
1989	Ezan Ellsworth	142	625	4.4	2						
2006	Aaron Crow	96	622	6.5	2						
2003	Alan Kaplan	98	617	6.3	5						
1983	John Sabinsky	168	606	3.6	6						
2008	Tyler Barnes	109	598	5.5	5						
2003	Brock Redman	71	587	8.3	7						
1997	Ken Roth	80	583	7.3	10						
1979	Darrell Hocker	125	567	4.5	2						
2000	Matt Materkoski	131	551	4.2	9						
2005	Jayson Keyser	99	539	5.4	10						
2012	Nick Maffe	94	527	5.6	10						
2005	Artis Johnson	97	521	5.4	5						
2011	Josh Davis	89	517	5.8	3						
1977	Mike Sadowski	132	498	3.8	3						
1982	Mike Materkoski	115	490	4.3	4						
1988	Ezan Ellsworth	96	472	4.9	4						
1990	Chris Honeycutt	131	460	3.5	1						
1993	Casey Coyne	82	454	5.5	5						
1976	Bob Exner	78	443	5.7	2						
1981	Terry Zonker	82	432	5.3	3						
1982	Glen Yoho	85	431	5.1	4						
2004	Artis Johnson	89	421	4.7	2						
1991	Chris Honeycutt	85	419	4.9	2						
2001	Jeremie Reger	104	415	4.0	5						
1991	Mike Sechrest	99	411	4.2	13						
1991	John Calhoun	106	409	3.9	0						
1997	Ty Masciarelli	93	404	4.3	12						
1999	Aub Nolan	84	396	4.7	3						
1981	Mike Materkoski	106	390	3.7	9						
2005	Nate Davis	83	389	4.7	13						
1987	Phil Green	71	388	5.5	5						
1984	Scott Blumling	92	379	4.1	6						
1983	Dirk Pica	66	371	5.6	1						
1974	Keith Materkoski	70	371	5.3	1						
1980	Terry Zonker	85	367	4.3	4						
2002	Mike Fisher	77	345	4.5	2						
1997	Quinn Campbell	53	328	6.2	4						
1985	Scott Blumling	73	322	4.4	4						
2012	Spencer Badia	93	321	3.5	4						
1975	Paul Carpenter	65	320	4.9	2						
1977	Tom Shunk	90	320	3.6	2						
2001	Damon Jeffreys	60	309	5.2	3						
1974	Joe Masciarelli	103	307	3.0	5						
1995	Jose Davis	102	307	3.0	10						
1992	Scott Pitts	57	299	5.2	2						

Minimum: 200 yards; based on yardage

UPDATED: 07.05.13

# KEVIN REED



## BIG REDS BAND DIRECTOR

14

15

16



## SEASON - RECEIVING

Year	Name	No.	Yds.	Avg.	TDS	Year	Name	No.	Yds.	Avg.	TDS
2006	Trey Masciarelli	68	1420	20.9	20	1997	Quinn Campbell	19	264	13.9	6
1997	Richie Materkoski	58	1334	23.0	10	2000	Rocky Thoburn	19	262	13.8	3
2010	Devin Ward	68	1083	15.9	16	2007	Billy Vitale	28	262	9.4	2
2012	Nick Patrone	66	1009	15.3	7	2005	Artis Johnson	24	255	10.6	1
2008	Ty Tobiczyk	38	976	25.7	9	1993	Scott Pitts	24	255	10.6	1
1988	Joey Galloway	43	973	22.6	13	1984	Jeff Frey	15	253	16.9	0
1993	Scott Coyne	61	967	15.9	7	1987	John LaRoche	13	247	19.0	0
1995	Dusty Kinder	54	879	16.3	12	1975	Kevin Roseberry	15	246	16.4	7
1995	Ben Taylor	70	824	11.8	4	2003	Josh Fisher	10	244	24.4	2
1996	Ben Taylor	59	817	13.8	8	2007	Kevin Dobson	17	243	14.3	3
2004	Eric Kaplan	45	785	17.4	6	1994	Scott Pitts	14	242	17.3	4
2005	Trey Masciarelli	41	771	18.8	16	<del>1993</del>	Shawn Valloric	9	226	25.1	2
<u>17</u> 1987	Joey Galloway	33	753	22.8	8	2011	Josh Davis	19	224	11.8	2
<del>2011</del>	Juwan Whetstone	29	729	25.1	9	1998	Jason Preston	14	223	15.9	0
1984	Todd Kinder	32	726	22.7	6	2006	Nick Liberati	14	222	15.9	1
1992	Scott Coyne	35	701	20.0	11	1999	Aub Nolan	23	222	9.7	2
2003	Maurice Jeffreys	38	694	18.3	7	1990	Chug Home	17	222	13.1	1
2003	Ryan Padgett	35	645	18.4	7	1992	Mike Dunfee	12	221	18.4	4
1986	Tom Strussion	35	638	18.2	5	2009	Brandon Bell	27	220	8.1	0
1989	Joey Galloway	32	608	19.0	6	1976	Kevin Roseberry	10	220	22.0	1
<u>18</u> <del>1999</del>	Drew Spencer	30	608	20.3	5	2007	Ty Tobiczyk	17	216	12.7	1
1988	Che Sitton	32	588	18.4	6	1977	Brian Dawson	16	215	13.4	2
1990	Hedy Heatherington	28	584	20.9	4	2006	Ty Tobiczyk	12	214	17.8	2
2012	Quinton Crosby	41	580	14.1	5	1994	Richie Mamie	11	211	19.2	2
2011	Chuck Myers	33	576	17.5	7	1986	Mark Mylnek	14	209	14.9	0
2011	Manny Ray	41	568	13.9	7	2004	Todd Coyne	12	208	17.3	3
1995	Richie Mamie	36	561	15.6	6	2002	Mike Fisher	16	205	12.8	1
2004	Scott Antonik	38	556	14.6	9	2011	Nick Patrone	22	204	9.3	1
1999	Frank Hibbits	36	545	15.1	7	2005	Jayson Keyser	15	204	13.6	2
2006	Jayson Keyser	36	520	14.4	8	1989	John Patrone	13	203	15.6	2
1995	Bob Roth	46	517	11.2	5	2001	Ben Doyle	18	202	11.2	1
1997	Clint Lekanudos	28	512	18.3	5	2007	Kevi Crozier	12	199	16.6	1
2012	Kenny Hess	33	503	15.2	4	1983	Glen Dawson	15	197	13.1	2
2012	Hunter Westlake	31	492	15.9	4	1991	Chris Honeycutt	13	196	15.1	0
1996	Chas Call	27	492	18.2	1	2005	Tim Young	10	195	19.5	2
1998	Quinn Campbell	30	472	15.7	5	2000	Don Abbuhl	9	195	21.7	0
<u>19</u> <del>2003</del>	Mike Fisher	27	471	17.4	6	2002	Jason Wiggins	13	194	14.9	0
2010	Manny Ray	41	461	11.2	2	1995	Jerry Ammirante	10	188	18.8	0
2005	Eric Padgett	24	443	18.5	3	1983	John Sabinsky	10	188	18.8	2
1999	Tony Lekanudos	28	422	15.1	7	2002	Maurice Jeffreys	10	185	18.5	1
2001	Josh Baldwin	20	412	20.6	3	2009	Trevor Bobka	17	182	10.7	0
1998	Drew Spencer	25	401	16.0	6	1990	David Ice	12	181	15.1	1
1997	Ryan Snider	23	397	17.3	7	1990	Mike Sechrest	16	180	11.3	3
1995	Bob Timberlake	25	396	15.8	4	2004	Mike Fisher	15	179	11.9	2
2010	Charles Myers	16	382	23.9	5	1997	Dave DeLong	9	178	19.8	1
1983	Scot Maffe	17	381	22.4	3	1974	Dave Frizzi	14	174	12.4	1
1992	Tim McCabe	23	380	16.5	2	2005	Luca Magistro	6	174	29.0	1
2000	Josh Baldwin	19	378	19.9	4	1998	Eric Driscoll	11	172	15.6	1
2008	Levi Crozier	24	357	14.9	5	1982	Mike Kahl	16	170	10.6	1
2006	Aaron Crow	32	357	11.2	4	1998	Tony Lekanudos	10	169	16.9	5
1994	Dusty Kinder	20	352	17.6	2	1980	Jeff Nelson	6	169	28.2	1
2006	Timmy Young	25	351	14.0	5	1991	Mike Sechrest	14	168	12.0	3
2007	Anthony Hocker	19	337	17.7	4	1986	Jim Sabinsky	15	168	11.2	2
1996	Grant Allen	16	335	20.9	3	2005	Andrew Bobka	16	164	10.3	3
2009	Casey Davis	23	333	14.5	1	1980	Jeff Carman	13	163	12.5	3
1985	Don Ratcliffe	15	332	21.1	4	2000	Benji Littell	18	161	8.9	1
2009	Levi Crozier	31	329	10.6	5	1997	Frank Hibbits	11	160	14.5	1
2008	Anthony Hocker	18	314	17.4	1	1997	Ken Roth	9	160	17.8	1
2004	Andrew Bobka	16	309	19.3	3	2007	Nick Liberati	14	159	11.4	0
2005	Todd Coyne	26	304	11.7	4	2008	Tyler Rose	12	156	13.0	1
1996	Clint Lekanudos	26	304	11.7	2	1998	Frank Hibbits	13	152	11.7	1
1996	Derrick Sochor	9	303	33.7	6	1985	David Youngblood	13	157	12.1	0
2000	Vince Stemkoski	13	297	22.8	6	1983	Todd Kinder	15	152	10.1	1
1988	John LaRoche	16	295	18.4	2	2005	Chad Brandon	6	150	25.0	2
2006	Kyle Barnes	10	291	29.1	3	1994	Bob Roth	11	148	13.5	1
1994	Bob Timberlake	16	291	18.2	4	2003	Antonio Dalto	8	144	18.0	1
1996	Richie Materkoski	26	276	10.6	2	1995	CJ Zerfoss	8	144	18.0	0
2002	Ryan Padgett	13	274	21.1	1	2010	Josh Davis	12	142	11.8	4
2001	Vince Stemkoski	17	272	16.0	2						
1998	Ken Roth	17	272	16.0	2						
2012	Nick Maffe	25	267	10.7	2						

Minimum: 142 yards  
 UPDATED: 07.05.13

## SEASON - TACKLES

Year	Name	UT	AT	Total	Year	Name	UT	AT	Total
1994	Richie Mamie	20	176	196	2000	Benji Littell	11	72	83
1996	Ben Taylor	47	145	192	2008	Zach Manning	38	44	82
2006	Jordan Traylinek	70	113	183	2000	Tommy Mamie	23	59	82
1996	Jeremy Lemley	20	156	176	2000	Sean Huston	22	60	82
1995	Richie Mamie	43	127	170	1996	Mike Banig	7	75	82
1993	Richie Mamie	35	114	149	1995	Grant Allen	26	55	81
2006	Ross Johnson	47	101	148	1998	Justin Lagon	21	60	81
1985	Mark Doyle	46	97	143	1997	Ryan Snider	17	64	81
1975	Lance Mehl	39	104	143	1982	Roger Kinder	14	67	81
1969	Bob Kreiter			140	1980	Trey Duffy	27	53	80
2005	Frederick Kimbro	50	87	137	1992	Tim McCabe	13	67	80
2005	Jordan Traylinek	39	89	128	1989	Marcus Raine	13	67	80
2003	Scott Antonik	69	58	127	1982	Dirk Pica	25	55	80
1998	Nathan Taylor	23	104	127	1995	Jason Myers	11	69	80
2007	Aaron Porter	50	76	126	2007	Tyler Robinson	27	52	79
1974	Lance Mehl	31	92	123	1986	Rick Gianangeli	20	58	78
1978	Chuck Mehl	32	90	122	1990	Jason Miller	13	64	77
1976	Rich Materkoski	27	95	122	2012	Abhay Horvath	56	21	77
1994	Bob Roth	24	97	121	2000	Dustin Barnes	34	42	76
2005	Ty Hess	57	62	119	1987	Pete Woods	29	47	76
1977	Doug Shaffer	28	88	116	1982	Danny Snyder	24	52	76
1998	Jeremy Koci	26	90	116	2000	Matt Frizzi	20	56	76
1975	Bryan Regoli	21	95	116	1991	Tim McCabe	15	61	76
2010	Josh Tolliver	84	31	115	1997	Chad Kaldor	13	63	76
2003	Bryan Mancini	55	58	113	1998	Robby Williams	7	69	76
1976	Bob Davis	26	85	111	<del>1986</del>	Chuck Clark	17	58	75
1996	Chas Call	20	91	111	2012	Logan Koshenka	62	11	73
1991	Brent Smith	12	99	111	2008	Joe Honeywell	32	41	73
1979	Chuck Mehl	28	82	110	1976	Dale Adams	11	62	73
2006	Mike Reed	30	78	108	2010	Anthony Vinka	60	12	72
2004	Frederick Kimbro	28	80	108	2007	Anthony Fry	24	48	72
1998	Roger Peters	11	95	106	1990	Mike Sechrest	23	49	72
1978	Gary Materkoski	24	81	105	2000	James Stevey	10	62	72
1993	JR Hall	28	76	104	2006	Jayson Keyser	36	35	71
1997	Jimmy Preston	17	87	104	2006	Nick Perko	23	48	71
1984	Mark Doyle	35	68	103	1987	Chad Mehl	21	50	71
1984	Scott Blumling	26	77	103	1990	Norman Ayers	17	54	71
1979	Trey Duffy	24	78	102	1994	Ben Taylor	17	54	71
<del>2012</del>	Nick Maffe	74	27	101	1991	Mike Sechrest	13	58	71
1992	Brent Smith	18	81	99	1991	Shane Pitts	6	65	71
1983	Dirk Pica	33	64	97	1981	Terry Zonker	20	50	70
2011	Josh Davis	90	6	96	1996	John Keller	11	59	70
2011	Christian Edmond	81	15	96	2007	Mike Reed	22	47	69
2004	Scott Antonik	33	63	96	2004	Luke Sulek	29	40	69
1999	Roger Peters	33	63	96	1980	Rocky DeBlasis	14	55	69
2002	Bryan Mancini	23	73	96	1998	Jake Doyle	12	57	69
1990	Shannon Pitts	19	77	96	1990	Calvin Palian	12	57	69
<del>1995</del>	Bob Roth	7	88	95	2005	Adam Jones	17	51	68
2006	Dustin Bruce	30	63	93	<del>1991</del>	Brian Smith	8	60	68
2005	Chad Brandon	43	50	93	2005	Ross Johnson	28	39	67
1974	Bryan Regoli	20	72	92	2003	TJ Ney	27	40	67
1997	Nathan Taylor	15	77	92	1992	Chris White	12	55	67
2009	Josh Tolliver	66	24	90	1991	Shannon Pitts	11	56	67
2005	Jared Booth	30	60	90	1994	Dusty Holt	10	57	67
1999	Tommy Mamie	18	72	90	1975	Bob Davis	8	59	67
1985	Scott Blumling	17	73	90					
1995	Josh Weber	6	84	90					
<del>2006</del>	Aaron Crow	42	47	89					
1989	Mark Zonker	18	71	89					
1996	Derrick Sochor	31	57	88					
1996	Brian Sechrest	16	71	87					
2000	Rocky Thoburn	38	48	86					
2002	Clay Boston	29	57	86					
2004	Jordan Traylinek	26	60	86					
1985	Bill Cieslewski	18	68	86					
1974	Gary Johnson	17	69	86					
1995	Ben Taylor	17	68	85					
1995	Dusty Kinder	13	72	85					
1996	Grant Allen	24	60	84					
2008	Dylan Garloch	38	45	83					
1983	John Buddenberg	22	61	83					

**GOOD LUCK TO  
OUR 2013 BIG REDS!**

**The Grim Reapers  
Motorcycle Club**

# SEASON - SCORING

Year	Player	TD	2PT	1PT	FG	Safety	Total	Year	Player	TD	2PT	1PT	FG	Safety	Total	
1995	Richie Mamie	34	6				216	1998	Drew Spencer	7					42	
2006	Trey Masciarelli	20					120	1993	Shawn Valloric	7					42	
1997	Clint Lekanudos	20					120	1974	Dave Perzanowski	6	3				42	
1954	Jim Nemece						115	1980	Mark Marchese	0	0	17	8		41	
1970	Ron Lee						108	1995	Ben Taylor	4	8				40	
2005	Trey Masciarelli	17					102	1981	Mark Marchese	0	0	22	6		40	
1991	Mike Sechrest	17					102	1984	Scott Blumling	6	1				38	
2010	Devin Ward	16	2				98	1978	Dirk Fitch	6	1				38	
1996	Clint Lekanudos	16	1				98	1985	Phil Green	6	1				38	
1988	Joey Galloway	15	3				96	2004	Keith Sechrest			31	2		37	
2006	Jayson Keyser	15	1			1	94	2011	Josh Davis	6					36	
1994	Scott Pitts	15	1				92	2009	Ryan Feller	6					36	
1992	John Calhoun	15					90	2006	Aaron Crow	6					36	
2005	Jayson Keyser	14	2				88	2005	Artis Johnson	6					36	
2003	Mike Fisher	14					84	2004	Eric Kaplan	6					36	
1976	Jeff Dye	13	1				80	1984	Todd Kinder	6					36	
2005	Nate Davis	13					78	1999	Drew Spencer	6					36	
27	1995	Dusty Kinder	12	3			78	2001	Jeremie Reger	6					36	
2012	Nick Maffe	12					72	2000	Vince Stemkoski	6					36	
2006	Nick Rocchio	12					72	1986	Tom Strussion	6					36	
1997	Ty Masciarelli	12					72	1974	Joe Masciarelli	5	2				34	
1980	Mike Materkoski	12					72	1994	Bob Roth	5	2				34	
1998	Kenny Roth	12					72	2003	Keith Sechrest			34			34	
1988	Mike Honeycutt	11	2				70	1994	Mark Mason	2		21			33	
1995	Jose Davis	10	5				70	1993	JR Hall			21	4		33	
2006	Nick Perko			52	5	1	69	2000	Clayton Williams			27	2		33	
1992	Scott Coyne	11	1				68	2009	Levi Crozier	5	2				32	
1975	Jeff Dye	10	4				68	1998	Quinn Campbell	5	1				32	
1997	Quinn Campbell	11					66	1982	Glen Yoho	5	1				32	
1994	Richie Mamie	11					66	1988	John LaRoche	2	1	18			32	
1997	Richie Materkoski	11					66	1985	Bryan Ramsay	1		7	6		31	
2000	Courtney Redman	11					66	32	1999	Justin Homer			25	2		31
1997	Ken Roth	11					66	2012	Quinton Crosby	5					30	
2012	Dalton Conroy			34	9		61	2012	Hunter Westlake	5					30	
2000	Matt Materkoski	9	2	1			59	2011	Dalton Conroy			28	4		30	
2004	Scott Antonik	9	1				56	2010	Charles Myers	5					30	
1989	Joey Galloway	9	1				56	2008	Tyler Barnes	5					30	
1997	Justin Homer			55			55	2008	Levi Crozier	5					30	
28	1982	Mike Materkoski	4	13	6		55	2006	Timmy Young	5					30	
2011	Juwan Whetstone	9					54	2005	Andrew Bobka	5					30	
2011	Manny Ray	9					54	1993	Casey Coyne	5					30	
2008	Ty Tobiczkyk	9					54	2004	Mike Fisher	5					30	
1981	Mike Materkoski	9					54	1986	Phil Green	5					30	
1993	Scott Pitts	9					54	1990	Hedy Heatherington	5					30	
1996	Ben Taylor	8	3				54	1981	Bobby Hocker	5					30	
1953	Jim Nemece	9					54	2003	Alan Kaplan	5					30	
2005	Nick Perko			52			52	1998	Tony Lekanudos	5					30	
29	1987	Phil Green	8	1			50	1996	Richie Materkoski	5					30	
1995	Bob Roth	8	1				50	1999	Joey Mosslander	5					30	
1996	Ty Masciarelli	8	1				50	1996	Justin Homer			27	1		30	
1975	Kevin Roseberry	7	1	3	1		50	1999	Aub Nolan	5					30	
2011	Charles Myers	8					48	2007	Anthony Hocker	4	2				28	
1993	Scott Coyne	8					48	1992	Mike Dunfee	4	2				28	
2003	Nate Davis	8					48	1978	Joe Campbell	2		7	3		28	
2004	Nate Davis	8					48	1998	Justin Homer			24	1		27	
1987	Joey Galloway	8					48	2008	Ross Fuller			20	2		26	
2002	Brock Redman	8					48	2002	Dom Liberati	4	1				26	
1983	John Sabinsky	8					48	1995	Bob Timberlake	4	1				26	
1987	Scott Woods	7	3				48	1981	Terry Zonker	4	1				26	
1999	Frankie Hibbits	7	1				44	1992	J R Hall			26			26	
2004	Jayson Keyser	7	1				44	2012	Spencer Badia	4					24	
1999	Tony Lekanudos	7	1				44	2012	Kenny Hess	4					24	
1984	Scot Maffe	7	1				44	2010	Manny Ray	4					24	
2003	Brock Redman	7	1				44	2009	Trevor Bobka	4					24	
30	1988	Che Sitton	7	1			44	2000	Josh Baldwin	4					24	
2012	Nick Patrone	7					42	2005	Todd Coyne	4					24	
2010	Josh Davis	7					42	2001	Damon Jeffreys	4					24	
2003	Maurice Jeffreys	7					42	2002	Alan Kaplan	4					24	
2003	Ryan Padgett	7					42									
1997	Ryan Snider	7					42									
1996	Derrick Sochor	7					42									

Minimum: 24 points; based on points scored  
 UPDATED: 07.05.13

## SEASON - BY - SEASON LEADERS

### TACKLES

Year	Name	UT	AT	Total
1994	Richie Mamie	20	176	196
1996	Ben Taylor	47	145	192
2006	Jordan Traylinek	70	113	183
1995	Richie Mamie	43	127	170
1993	Richie Mamie	35	114	149
1985	Mark Doyle	46	97	143
1975	Lance Mehl	39	104	143
1969	Bob Kreiter			140
2005	Frederick Kimbro	50	87	137
2003	Scott Antonik	69	58	127
1997	Nathan Taylor	23	104	127
2007	Aaron Porter	50	76	126
1974	Lance Mehl	31	92	123
1978	Chuck Mehl	32	90	122
1976	Rich Materkoski	27	95	122
1977	Doug Shaffer	28	88	116
2010	Josh Tolliver	84	31	115
1991	Brent Smith	12	99	111
1979	Chuck Mehl	28	82	110
2004	Frederick Kimbro	28	80	108
1997	Jimmy Preston	17	87	104
1984	Mark Doyle	35	68	103
2012	Nick Maffe	74	27	101
1992	Brent Smith	18	81	99
1983	Dirk Pica	33	64	97
2011	Josh Davis	90	6	96
2011	Christian Edmond	81	15	96
1999	Roger Peters	33	63	96
2002	Bryan Mancini	23	73	96
1990	Shannon Pitts	19	77	96
2009	Josh Tolliver	66	24	90
1989	Mark Zonker	18	71	89
2000	Rocky Thoburn	38	48	86
2008	Dylan Garloch	38	45	83
1982	Roger Kinder	14	67	81
1980	Trey Duffy	27	53	80
1986	Rick Gianangeli	20	58	78
1987	Pete Woods	29	47	76
1981	Terry Zonker	20	50	70
2001	Benji Littell	28	23	51
2001	Maurice Jeffreys	27	24	51
1988	Charles Castricone	23	24	47
1988	George Hinton	23	24	47

Based on number

UPDATED: 07.05.12

Statistics supplied by Al Olexa, dating back to 1974.

A VERY SPECIAL THANK YOU TO AL OLEXA FOR HIS EFFORTS IN COMPILING THESE STATISTICS FOR THE PAST 30+ YEARS. WE ARE IN THE ONGOING PROCESS OF REDOING THE FOOTBALL RECORDS, AND WILL PROBABLY BE MAKING SEVERAL ERRORS. SHOULD YOU FIND ANY OR CAN PRODUCE WRITTEN PROOF OF PERFORMANCES BEFORE 1974, PLEASE CONTACT TOM RATAICZAK AT 676.6168.

# Good Luck Big Reds

from

**The Bellaire  
Sons of the  
American Legion**



**Commander:  
John W. Johnson**

**Adjutant:  
Jeff Stolz**

# RECEIVING

# SEASON - BY - SEASON LEADERS

# RUSHING

Year	Name	No.	Yds.	Avg.	TDS	Year	Name	No.	Yds.	Avg.	TD
2006	Trey Masciarelli	68	1420	20.9	20	1995	Richie Mamie	212	1335	6.3	28
1997	Richie Materkoski	58	1334	23.0	10	1993	Scott Pitts	210	1075	5.1	8
2010	Devin Ward	68	1083	15.9	16	1963	Paul Xenakis		1058		
2012	Nick Patrone	66	1009	15.3	7	1970	Ron Lee		989		
2008	Ty Tobiczky	38	976	25.7	9	1976	Jeff Dye	194	963	5.0	13
1988	Joey Galloway	43	973	22.6	13	1987	Mike Honeycutt	181	915	5.1	7
1993	Scott Coyne	61	967	15.9	7	1996	Clint Lekanudos	179	904	5.1	13
1995	Dusty Kinder	54	879	16.3	12	1980	Mike Materkoski	201	879	4.4	12
1996	Ben Taylor	59	817	13.8	8	2000	Courtney Redman	124	874	7.0	11
2004	Eric Kaplan	45	785	17.4	6	1997	Kenny Roth	145	856	5.9	10
2005	Trey Masciarelli	41	771	18.8	16	1975	Jeff Dye	155	855	5.5	10
1987	Joey Galloway	33	753	22.8	8	1988	Mike Honeycutt	109	848	7.8	9
2011	Juwan Whetstone	29	729	25.1	9	1997	Clint Lekanudos	110	848	7.7	15
1984	Todd Kinder	32	726	22.7	6	2003	Mike Fisher	122	828	6.8	8
1992	Scott Coyne	35	701	20.0	11	1992	John Calhoun	163	818	5.0	15
2003	Maurice Jeffreys	38	694	18.3	7	2004	Jayson Keyser	124	790	6.4	7
1986	Tom Strussion	35	638	18.2	5	1986	Phil Green	135	742	5.5	5
1989	Joey Galloway	32	608	19.0	6	1978	Dirk Fitch	159	739	4.6	6
1999	Drew Spencer	30	608	20.3	5	1994	Scott Pitts	140	718	5.1	11
1990	Hedy Heatherington	28	584	20.9	4	1974	Dave Perzanowski	191	709	3.7	5
1997	Quinn Campbell	30	472	15.7	5	1981	Bobby Hocker	161	703	4.4	5
2001	Josh Baldwin	20	412	20.6	3	2002	Brock Redman	150	698	4.7	8
1983	Scot Maffe	17	381	22.4	3	1985	Phil Green	125	663	5.3	5
2000	Josh Baldwin	19	378	19.9	4	1979	Pete Perzanowski	141	643	4.6	4
1994	Dusty Kinder	20	352	17.6	2	1989	Ezan Ellsworth	142	625	4.4	2
2009	Casey Davis	23	333	14.5	1	2006	Aaron Crow	96	622	6.5	2
1985	Don Ratcliffe	15	332	21.1	4	1983	John Sabinsky	168	606	3.6	6
2002	Ryan Padgett	13	274	21.1	1	2008	Tyler Barnes	109	598	5.5	5
2007	Billy Vitale	28	262	9.4	2	2005	Jayson Keyser	99	539	5.4	10
1975	Kevin Roseberry	15	246	16.4	7	2012	Nick Maffe	94	527	5.6	10
1976	Kevin Roseberry	10	220	22.0	1	2011	Josh Davis	89	517	5.8	3
1977	Brian Dawson	16	215	13.4	2	1977	Mike Sadowski	132	498	3.8	3
1991	Chris Honeycutt	13	196	15.1	0	1982	Mike Materkoski	115	490	4.3	4
1974	Dave Frizzi	14	174	12.4	1	1990	Chis Honeycutt	131	460	3.5	1
1982	Mike Kahl	16	170	10.6	1	1991	Chris Honeycutt	85	419	4.9	2
1980	Jeff Nelson	6	169	28.2	1	2001	Jeremie Reger	104	415	4.0	5
1979	Pete Perzanowski	12	94	7.8	0	1999	Aub Nolan	84	396	4.7	3
1978	Ed Davis	11	91	8.3	0	1984	Scott Blumling	92	379	4.1	6
1981	Alan Putinsky	5	52	10.4	3	2010	Josh Davis	80	288	3.6	2
						2009	Brandon Belt	54	277	5.1	3
						2007	Erik Canter	80	274	3.4	1

Based on yardage  
 Statistics supplied by AI Olexa, dating back to 1974.

UPDATED: 07.05.13

Based on yardage  
 Statistics supplied by AI Olexa, dating back to 1974.

UPDATED: 07.05.12

## Erin V. Stoehr, DO, FACOG

Board Certified in Obstetrics & Gynecology



10 Medical Park, Suite 300  
 Wheeling, WV

304-242-3900

Accepting New  
 Obstetric & Gynecology Patients

**SCORING**

**SEASON - BY - SEASON LEADERS**

**PASSING**

Year	Player	TD	2PT	1PT	FG	Safety	Total
1995	Richie Marnie	34	6				216
2006	Trey Masciarelli	20					120
1997	Clint Lekanudos	20					120
1954	Jim Nemece	19					114
1970	Ron Lee						108
2005	Trey Masciarelli	17					102
1991	Mike Sechrest	17					102
2010	Devin Ward	16	1				98
1996	Clint Lekanudos	16	1				98
1988	Joey Galloway	15	3				95
1994	Scott Pitts	15	1				92
1992	John Calhoun	15					90
2003	Mike Fisher	14					84
1976	Jeff Dye	13	1				80
2012	Nick Maffe	12					72
1980	Mike Materkoski	12					72
1998	Kenny Roth	12					72
1975	Jeff Dye	10	4				68
2000	Courtney Redman	11					66
2004	Scott Antonik	9	1				56
1989	Joey Galloway	9	1				56
1982	Mike Materkoski	4	13	6			55
2011	Manny Ray	9					54
2011	Juwan Whelstone	9					54
2008	Ty Tobiczky	9					54
1981	Mike Materkoski	9					54
1993	Scott Pitts	9					54
1953	Jim Nemece	9					54
1987	Phil Green	8	1				50
2002	Brock Redman	8					48
1983	John Sabinsky	8					48
1999	Frankie Hibbits	7	1				44
1999	Tony Lekanudos	7	1				44
1984	Scot Maffe	7	1				44
1974	Dave Perzanowski	6	3				42
1978	Dirk Fitch	6	1				38
1985	Phil Green	6	1				38
2009	Ryan Feller	6					36
2001	Jeremie Reger	6					36
1986	Tom Strussion	6					36
1990	Hedy Heatherington	5					30
2007	Anthony Hocker	4	2				28
1979	Pete Perzanowski	4					24
1977	Rich Materkoski	3	1				20

Year	Player	Att	Comp	%	Yds	Int	TD
1995	Jose Davis	406	253	62.3	3551	11	32
2006	Nick Rocchio	341	198	58.1	3353	15	44
2012	Spencer Badla	387	212	54.8	3001	13	24
1997	Ty Masciarelli	267	155	58.1	2950	7	33
2005	Nate Davis	330	184	55.8	2740	10	35
1996	Ty Masciarelli	303	163	53.8	2554	12	24
2011	Chris Badia	293	150	51.2	2346	16	26
2010	Anthony Rocchio	290	163	56.2	2318	11	27
2003	Nate Davis	302	127	42.1	2309	7	24
2004	Nate Davis	293	143	48.8	2296	10	22
1997	Chris Lednik	242	129	53.3	2022	6	20
1999	Matt Materkoski	242	137	56.6	1998	3	22
1988	Scott Woods	199	104	52.3	1906	10	21
1993	Jose Davis	213	115	54.0	1753	7	13
2000	Matt Materkoski	219	109	49.8	1626	8	15
1992	Mike Call	159	88	55.3	1582	8	18
1994	Jose Davis	171	87	50.9	1465	9	15
1990	Chad Magistro	200	96	48.0	1437	10	12
1966	Mike Sherwood				1400		
1987	Scott Woods	181	79	43.6	1392	12	13
2009	Ryan Feller	199	107	53.8	1334	9	6
2008	Ryan Feller	145	76	52.4	1327	3	15
1984	Scot Maffe	176	75	42.6	1318	15	8
2007	Ryan Feller	171	85	49.7	1138	18	8
2002	Dom Liberati	205	78	38.0	1134	12	7
1983	Mike Balsei	147	67	45.6	1084	12	9
1989	Chad Magistro	162	78	48.1	1021	9	6
1986	Scott Woods	167	67	40.1	954	9	6
2001	Matt Wallner	141	57	40.4	885	9	8
1985	David Calagis	144	55	38.2	793	14	5
1982	Jim Piatt	125	48	38.4	660	5	8
1991	Mike Call	101	38	37.6	533	7	2
1975	Tom Dobson	76	29	38.2	470	3	10
1976	Garry Price	78	24	30.8	448	8	2
1978	Joe Campbell	70	28	42.4	400	7	1
1977	Vince Mehl	84	31	36.9	385	8	4
1980	Jim Sketel	66	18	27.3	363	10	1
1974	Joe Masciarelli	84	33	39.3	354	6	4
1979	Jim Sketel	111	32	28.8	276	8	3
1981	Todd Fitch	49	13	26.5	150	6	4

Based on yardage  
 Statistics supplied by Al Olexa, dating back to 1974.

Based on number  
 Statistics supplied by Al Olexa, dating back to 1974.

UPDATED: 07.05.13

UPDATED: 07.05.13

# Quick Stop

Pizza-Hot & Cold Subs

Full Deli-Meat & Cheese Trays

Hamburgers-Chicken Dinners-Fries-etc.

• Neffs, Ohio •

**740-676-2860**

# BIG REDS' PLAYOFF HISTORY

## 1993

Youngstown Ursuline  
6 - 7 (Double Overtime)  
at Austintown Fitch Fallon Stadium

## 1995

Tusky Valley  
22 - 6  
at Steubenville Harding Stadium

Youngstown Cardinal Mooney  
27 - 21 (Overtime)  
at Steubenville Harding Stadium  
**REGIONAL CHAMPION**

Orrville  
48 - 34  
at Zanesville Sulsberger Stadium  
**STATE SEMI-FINALIST**

Versailles  
44 - 50 (Double Overtime)  
at Massillon Paul Brown Tiger Stadium  
**STATE RUNNER-UP**

## 1996

Lucasville Valley  
48 - 20  
at Zanesville Sulsberger Stadium

Newark Licking Valley  
12 - 7  
at Zanesville Sulsberger Stadium  
**REGIONAL CHAMPION**

Youngstown Cardinal Mooney  
21 - 14  
at Steubenville Harding Stadium  
**STATE SEMI-FINALIST**

Bermantown Valley View  
12 - 37  
at Massillon Paul Brown Tiger Stadium  
**STATE RUNNER-UP**

## 1997

Pikeston  
34 - 22  
at Zanesville Sulsberger Stadium

Nelsonville - York  
39 - 6  
at Zanesville Sulsberger Stadium  
**REGIONAL CHAMPION**

Bermantown Valley View  
19 - 27  
**STATE SEMI-FINALIST**

## 2000

Utica  
28 - 35 (Overtime)  
at Utica Redskin Stadium

## 2003

Williamsport Westfall  
27-6  
at Bellaire Nelson Field  
**First Home Playoff Game**

Ironton  
20 - 14 (Overtime)  
at Zanesville Sulsberger Stadium  
**REGIONAL SEMI-FINALIST**

Coshocton  
21 - 7  
at Zanesville Sulsberger Stadium  
**REGIONAL CHAMPION**

Cleveland Villa-Angela St. Joseph  
14 - 21  
at Canton Fawcett Stadium  
**STATE SEMI-FINALIST**

## 2004

Wellston  
40 - 6  
at Steubenville Harding Stadium

Martins Ferry  
7 - 33  
at Steubenville Harding Stadium  
**REGIONAL SEMI-FINALIST**

## 2005

Chillicothe Zane Trace  
42 - 24  
at Bellaire Nelson Field

Columbus Bishop Hartley  
37 - 14  
at Meadowbrook Colt Stadium  
**REGIONAL SEMI-FINALIST**

Ironton  
34 - 28 (Triple Overtime)  
at Ohio University Peden Stadium  
**REGIONAL CHAMPION**

Youngstown Cardinal Mooney  
13 - 20  
at Steubenville Harding Stadium  
**STATE SEMI-FINALIST**

## 2006

St. Clairsville  
49-21  
at Bellaire Nelson Field

Williamsport Westfall  
37-26  
at Zanesville Sulsberger Stadium  
**REGIONAL SEMI-FINALIST**

New Lexington  
45-7  
at Zanesville Sulsberger Stadium  
**REGIONAL CHAMPION**

Youngstown Cardinal Mooney  
7-49  
at Steubenville Harding Stadium  
**STATE SEMI-FINALIST**

## 2012

Cuyahoga Heights  
14-42  
at Cuyahoga Heights Ralph P. Adams Stadium

**PLAYOFF APPEARANCES: 28, 29**  
**WINS: 18**  
**LOSES: 10, 11**

compiled by  
William "BeeBee" Marinacci

2013  
**NEWARK CATHOLIC**  
**0-29**



# Bellaire Big Reds ~ 2013

No.	Name	Grade	Position	Height	Weight
2	Bralen Snell	11	RB/LB	5'8"	170
3	Tyler West	11	WR/LB	5'10"	160
4	Spencer Badia	12	QB/DB	5'10"	180
5	Dylan Marling	10	WR/DB	5'6"	135
6	Nick Patrone	12	WR/DB	5'9"	165
7	Ty Taylor	9	RB/LB	6'0"	160
8	Hunter Westlake	11	WR/DB	6'1"	185
9	Austin McConville	11	WR/LB	6'0"	170
10	Tyson Camsky	9	QB/LB	5'9"	145
11	Gage Eden	9	WR/LB	5'6"	120
12	Alex Hibbitts	10	RB/LB	5'6"	185
13	Skylar Jeter	12	RB/DB	6'0"	190
14	D'Eondre Burney	9	QB/DB	5'7"	120
15	Justyn Keyser	9	WR/LB	6'0"	150
16	Kyle Hess	12	WR/LB	5'10"	170
17	Robert Kovalyk	12	WR/DL	6'4"	215
18	Cody Hamilton	9	WR/DB	5'5"	110
19	Dom Vinka	11	WR/LB	5'8"	165
20	Collin Nolan	12	WR/DB	5'8"	135
21	Micah LaBiche	9	WB/LB	5'9"	140
22	Brendon Ross	12	WR/DB	6'2"	185
23	Lance Norman	9	R/DB	5'8"	150
24	Chace Braden	11	WR/LB	5'10"	160
25	Kenny Hess	12	WR/LB	6'0"	190
26	Jonathan Longwell	11	WR/DB	6'0"	150
27	Derek Schybal	9	RB/LB	5'9"	135
29	Trent Gibson	9	R/DB	5'10"	145
30	Brandon Laughman	11	RB/DB	5'8"	185
32	Anthony Piper	10	WR/DB	5'10"	155
33	Anthony Price	10	WR/LB	5'7"	150
34	Austin Anastasia	10	OL/DL	5'6"	180
44	David McConn	9	OL/DL	6'0"	173
45/79	Myliek Green	12	OL/DL	5'10"	168
50	John Price	10	OL/DL	5'9"	209
51	Jeremy Rife	11	OL/DL	6'2"	185
52	Josh Sabinski	9	OL/DL	5'9"	162
54	Seth Pickens	12	OL/LB	5'10"	200
55	Donivan Taylor	11	OL/DL	6'0"	336
56	James Dunfee	12	OL/DL	5'9"	218
58	Cody LaRoche	11	OL/DL	6'0"	255
61	Robby Kalinowski	12	OL/DL	6'4"	283
62	Jacob Smith	9	OL/DL	5'10"	175
63	Cody Tredway	10	OL/DL	5'9"	175
64	Michael Kovalyk	11	OL/DL	5'10"	205
65	Jeff Nelson	12	OL/LB	5'9"	180
66	Wyatt Back	12	OL/DL	6'0"	265
67	Steven Krupa	10	OL/DL	6'1"	200
71	Todd Morris	9	OL/DL	6'3"	260
73	Devin Violet	9	OL/DL	5'9"	200
74	Ryan Callarik	12	OL/DL	6'1"	210
82	Logan St. John	9	WR/DE	6'3"	190

**Head Coach – Jose Davis**



# FORMER BIG REDS' FOOTBALL PLAYERS

## A

Accrocco, Bill 51  
 Accrocco, Eugene 39,40,41  
 Accrocco, Joe 36,37,38  
 Accrocco, Pat 61,62  
 Accrocco, Russell 31,37,33,34  
 Adams, Brian 89,90,91  
 Adams, Dale 74, 75, 76  
 Adams, Dave 46, 47, 48, 49  
 Adams, Dave 70, 71  
 Adams, Doug 78, 79  
 Adams, Jack 81, 84, 85  
 Adams, Matt 93, 94, 95  
 Adams, Wilbur 45, 47  
 Albright, Larry 44, 45, 46  
 Aldridge, Frank 09,10  
 Allietta, Jim 68, 69, 70  
 Allen, Craig 65, 66, 67  
 Allen, Grant 94, 95, 96  
 Alexander, James 39,40,41  
 Althar, Earl 75,26,27  
 Althar, Robert 28,29,30,31  
 Alvy, Bob 42  
 Ammirante, Jerry 94, 95  
 Anastasia, Austin 12  
 Anastasia, Cameo 64, 65, 66  
 Anderson, Cody 02,08  
 Anderson, Damon 78, 79, 80  
 Anderson, Fred 56  
 Anderson, Jim 89  
 Anderson, Robert 13,14  
 Andrews, Douglas 65, 66, 67  
 Andros, Rudolph 28  
 Angelos, Mike 60, 61  
 Angelos, Tony 59  
 Ansar, Bud 87  
 Ansinelli, Arthur 32,33  
 Ansinelli, Michael 25  
 Antonik, Mike 73, 74  
 Antonik, Scott 78, 79, 80  
 Antonik, Scott 02,03,04  
 Antonik, Steve 06  
 Antonik, Steve 74  
 Apicella, Lawrence 39,40  
 Appolloni, Derek 88, 89  
 Appolloni, Jack 62  
 Archer, Robert 32  
 Arno, Bob 88, 89  
 Arno, Tony 95, 96, 97  
 Arnold, David 04  
 Asher, Donald 43  
 Ashworth, Nick 93  
 Ault, Derek 95  
 Ault, Don 44, 45, 46  
 Ault, Joe 50, 51, 52  
 Ault, Tom 51, 52, 53, 54  
 Austin, Jim 48, 49, 50  
 Ayers, Norman 89, 90, 91

## B

Bach, Wyatt 10, 11, 12  
 Bach, Denmark 42  
 Bach, Spencer 10, 11, 12  
 Bailey, Randy 78, 79, 80  
 Bailey, Kevin 91, 92, 93  
 Baldwin, Jared 03, 04  
 Baldwin, Josh 99,00,01  
 Baldwin, Pete 78  
 Baldwin, Randy 71  
 Baldwin, Tim 73  
 Balestra, Sam 80, 81, 82  
 Ball 47  
 Ball, Andy 67, 68, 69  
 Ball, Bob 66, 67, 68  
 Ball, Pat 69, 70, 71  
 Ball, William 64, 65, 66  
 Balsel, Jason 92  
 Balsel, Mike 81, 82, 83  
 Banig, Bill 68, 69, 70  
 Banig, Mike 74, 75, 76  
 Banig, Rick 62, 63, 64  
 Banker, Alan 49  
 Banker, Andrew 08,09, 10  
 Baratie, Erik 91, 94, 95  
 Bardwil, Mark 73  
 Bardwil, Randy 72  
 Barker, Tyler 10  
 Barnes, Dusty 09, 00,01  
 Barnes, Kyle 05,06  
 Barnes, Tyler 07, 08,09  
 Barock, Rusty 39,40  
 Barnett, Emmett 09,10,11,12  
 Bartolucci, Herman 29,31  
 Basak, Michael 29,30,31  
 Basak, Roger 27,28,29  
 Bates, Derek 00,01  
 Bates, Ted 08, 99, 00  
 Battistone, Tom 33,35  
 Bauerrecht 42  
 Beall, Blaine 80  
 Beck, Carl 37,38  
 Beck, Ernest 12  
 Beddell, Harold 60  
 Belanus, Jim 93, 94, 95  
 Bell, Emerson 21  
 Bell, Jerry 51, 52, 53, 54  
 Bell, Joe 32, 33, 34

Bell, Richard 46, 47, 48  
 Bell, Brandon 08,09  
 Bella 46  
 Bellville, Jay 93  
 Bellville, Jim 86, 87, 88  
 Bellville, Zach 12  
 Belt 47  
 Belt, Jim 44, 45  
 Beltrondo, Larry 67  
 Bendis, Bill 80  
 Benek, Andy 41  
 Benes, Bill 51  
 Bennett, Bobby 07,08,09  
 Bennett, Carl 17,18  
 Bennington, J. 45  
 Berberich, Adolph 49  
 Berberich, Keith 79, 80  
 Bernardi 43, 44  
 Beuter, Alfred 21  
 Beuter, Raymond 10  
 Beveridge, Craig 74, 75, 76  
 Biela, Michael 01,04,05  
 Biggins, Bob 67, 68  
 Biggins, Jim 51, 52, 53  
 Biggs, Clarence 75, 76  
 Biggs, Gordon 64, 65, 66  
 Billelo, Paul 30,31  
 Black, Butch 62  
 Black, Larry 64  
 Blacker, Cody 07,09  
 Blacker, Craig 70, 71, 72  
 Blacker, Kevin 77, 73, 74  
 Blackmon, Tiewonte' 02  
 Blake, Orville 82  
 Blanchard, Keith 83, 84, 85  
 Blanchard, Larry 66, 67, 68  
 Blazek, Cory 96, 97, 98  
 Blazek, Darlin 88, 89  
 Blazek, Ernie 79, 80, 81  
 Blon, J. 40  
 Blinn, Justin 07,08,09  
 Blum, Melville 09,10  
 Blumling, Jeff 82, 81  
 Blumling, Scott 83, 84, 85  
 Bobka, Andrew 93, 04, 05  
 Bobka, Trevor 07,08,09  
 Bohus, David 91, 92, 93  
 Bries, Jerry 42,43  
 Bommer, Charles 26,27,28  
 Bommer, P.J. 93, 94, 95  
 Bonar, Bill 44, 45, 46  
 Bonar, James 73  
 Bonar, Joe 56, 57, 58  
 Bonar, Raymond 24,25,26,27  
 Bonfini, Tom 67  
 Boone, Logan 93, 94  
 Booth, Bill 32  
 Booth, Craig 88, 90  
 Booth, Jared 03,04,05  
 Booth, David 01,04,05  
 Bossard, George 62  
 Bosvard, Tom 63, 64  
 Bostancic, Jim 48, 49  
 Bostancic, Bill 49,50,51,52  
 Bostancic, Bob 51,52,53,54  
 Boston, Bill 70, 71, 72  
 Boston, Bryan 90, 91, 92  
 Boston, Clay 00,01,02  
 Bowers, Charles 24,25  
 Boyd 40  
 Boyer, Herbert 09,10  
 Braden, Chace 11,12  
 Bradshaw, Derek 11  
 Brandon, Chad 03,04,05  
 Braun, Chester 36,37  
 Brehm, David 93, 94, 95  
 Breyer, R. 44, 45  
 Breyer, Andy 99  
 Breyer, Tony 69, 70  
 Breyer, Brian 82  
 Briski, Henry 34  
 Briski, Stiny 28,29  
 Brinker, Chuck 71, 72, 73  
 Brinker, Don 48, 49, 50  
 Brinker, Nathan 96, 97, 98  
 Brinker, Randy 73, 74  
 Brinker, Jerry 70, 71, 72  
 Brooks, Nathan 93  
 Brooks, Ryan 94, 95, 96  
 Brown, Charles 59, 60  
 Brown, Clarence 44, 45, 46  
 Brown, Everett 73,74  
 Brown, Frank 51  
 Brown, Harce 02  
 Brown, Harold 60, 61, 62  
 Brown, Mike 61, 62, 63  
 Brown, Jerry 42, 44  
 Brown, Cory 02,03,04  
 Bruce, Dustin 04,05,06  
 Bruno, Dave 66, 67, 68  
 Bruno, Herman 40  
 Brunner, Tony 83  
 Brutsche, Norman 57, 58, 59, 60  
 Bryant, Clyde 12  
 Brykalski, Bill 70  
 Buckel, Ryan 92, 93, 94  
 Buckenbier, John 81, 82, 83  
 Burjor, Jim 77, 78  
 Bumgardner, Brian 04,05,06

## C

Calagis, Dave 83, 85  
 Calaway, George 56, 57  
 Calhoun, John 90, 91, 92  
 Calinger, Gregory 09  
 Call, Chas 94, 95, 96  
 Call, Mike 90, 91, 92  
 Callbrick, Ryan 10,11,12  
 Calvarese 42  
 Campbell 43  
 Campbell, David 83, 84, 85  
 Campbell, Doug 99, 00  
 Campbell, Joe 50, 51, 52  
 Campbell, Joe 77, 78  
 Campbell, K.C. 91  
 Campbell, Ollie 72, 73  
 Campbell, Quinn 96, 97, 98  
 Camsky, Bobby 84, 86  
 Camsky, Jake 07,08,09  
 Camsky, James 41  
 Canter, Eric 06,07,08  
 Capito, Jim 57  
 Cara, Dominic 29,30,31,32  
 Caretti, Delmas 45  
 Carleton, Albert 37  
 Carman, Dwayne 85, 86  
 Carman, Jack 75, 76, 77  
 Carman, Jeff 80, 81, 82  
 Carmen 53  
 Carnahan, George 20,21  
 Carpenter, Ken 79, 80  
 Carpenter, Paul 73, 74, 75  
 Carter, Dean 97  
 Carter, Jonathan 09,11,12  
 Carter, Wes 95, 96, 97  
 Cartwright 47  
 Castiglione, Charles 86, 87, 88  
 Castricone, Mike 82, 83, 84  
 Castricone, Pat 32  
 Castricone, Pat 59, 60  
 Canning 58  
 Catling, Dave 61  
 Cera, Jack 71, 72, 73  
 Chambers, Louis 22,23  
 Chase, Clarence 11  
 Chase, Wayne 73, 74, 75  
 Childers, Benny 96, 97, 98  
 Chirpas, Aaron 95, 96, 97  
 Chirpas, Gary 78, 79, 80  
 Chirpas, Jeremy 93, 94, 95  
 Chirpas, Mike 77, 78  
 Chirpas, Steve 89, 90, 91  
 Church, Dick 49  
 Churchman, Joe 30,31  
 Ciccone, Tony 60  
 Cifalewski, Bill 83, 84, 85  
 Cifaldi, Rick 50  
 Ciofani, Mike 81, 82  
 Cirelli 44  
 Civin 49  
 Civin, Joe 39,40  
 Civin, Joe 71  
 Civin, John 81, 82, 83  
 Clark 43  
 Clark, Charles 86, 87, 88  
 Clark, Chuck 84, 85, 86  
 Clark, Dale 53, 54  
 Clark, Darno 81, 82  
 Clark, Don 69  
 Clark, Jacob 09,10  
 Clark, Mike 78, 79  
 Clark, Tim 68, 69, 70  
 Clark, Wayne 74, 80, 81  
 Clegg, Colby 95  
 Clegg, Zach 06,07,08  
 Coates, Wilbur 44, 46  
 Cochran, Bill 78, 79  
 Cochran, Carl 14,15  
 Cochran, Jim 45, 46, 47  
 Cole, Donald 51  
 Cole, Eric 90, 91  
 Conahan, Bill 59, 60, 61  
 Conway, Cory 09,10  
 Conway, R. 68, 69  
 Conforti, Jerry 50, 51, 52  
 Conklin, John 38,39,40  
 Conkle, Robert 39,40,41,42  
 Conrad, Jefferson 09,10

Conroy, Chris 85, 86, 87  
 Conroy, Dalton 09,10,11,12  
 Conroy, J. 44, 45, 46, 47  
 Conroy, Roger 68, 69, 70  
 Conroy, Ryan 04,05,06  
 Conway, Dennis 75, 76, 77  
 Cook, Pete 89, 90, 91  
 Cooper, Charles 16  
 Cooper, Scott 32  
 Cope, S.J. 54, 56  
 Corbett, Clarence 10,11,12,13  
 Corbett, Clarence 31,32,33,34  
 Corbett, D. 16  
 Corbett, James 16  
 Correll, Bennie 30,31  
 Coss, Irwin 46, 47, 48  
 Cox, Thomas 08,09  
 Coyne, Casey 97, 93, 94  
 Coyne, Scott 91, 92, 93  
 Coyne, Todd 03,04,05  
 Craig, Larry 92, 93, 94  
 Craig, Mike 93, 94, 95  
 Crall, Roger 70  
 Crall, Scott 05  
 Crall, Wayne 01,02,03  
 Crawford, Edward 24,25  
 Crawford, Rich 78  
 Creighton, Mike 71  
 Cronin, Rich 80  
 Cronk, Derek 96, 97  
 Crooks, Chester 73  
 Crooks, George 79, 80, 81  
 Crosby, Quimton 09,11,12  
 Cross, Gene 49, 50  
 Crow, Aaron 04,05,06  
 Crow, Andrew 06,08  
 Crow, Dale 41  
 Crozier, Levi 07,08,09  
 Crumbliey, Jim 79, 80  
 Cumberland, Nathaniel 12  
 Currie 49, 50  
 Currie 58  
 Cutshaver, William 18,19,20,21  
 Cwafinski, Clayton 97, 98, 99

## D

Dalto, Antonio 01,02,03  
 Dalto, Ed 67, 68, 69  
 Danisani, Lou 68, 69, 70  
 Danadic, Sam 52  
 Daniels 43  
 Daniels, Chester 44, 45, 46  
 Darren, Michael 09  
 Daugherty, Clark 73  
 Davis 09,10  
 Davis 50  
 Davis, Bob 74, 75, 76  
 Davis, Casey 07,08,09  
 Davis, Chas 54, 55, 56  
 Davis, Chuck 91  
 Davis, Ed 77, 78  
 Davis, G. 45  
 Davis, J. 54  
 Davis, Jose 93, 94, 95  
 Davis, Josh 09,10,11  
 Davis, Nate 02,03,04,05  
 Davolio, Don 48, 49  
 Davolio, Don 75, 76, 77  
 Davolio, Don 92  
 Davolio, Mark 79  
 Dawson, Brian 76, 77  
 Dawson, Glen 81, 82, 83  
 Day, Jim 64, 65, 66  
 Deffenbaugh, Wilson 13,15,16  
 Dean, William 73  
 DeBlasis, Albert 70, 71  
 DeBlasis, Dennis 58, 59, 60  
 DeBlasis, Mike 10,31  
 DeBlasis, Michael 78  
 DeBlasis, Paul 78, 77  
 DeBlasis, Rocky 78, 79, 80  
 DeBlasis, Sam 38  
 Decker, Bob 46, 48, 49  
 DeGenova, Paul 74, 75  
 Delbert, Jason 90, 91, 92  
 Delbert, Lew 61, 62, 63  
 Delles, Bob 81, 82, 83  
 Delong, David 95, 96, 97  
 Delorella, Anthony 24,25,26  
 Delortella, Raymond 26,27  
 Demas, George 47, 48, 49  
 Dennis, R. 68  
 DeMichele, Eric 88, 89, 90  
 DeNoble, Ray 63  
 DePaulis, Columbo 35,36,37  
 DePaulis, Paul 79, 80, 81  
 DeStefano, Ben 02  
 Desfilanes, Andy 52, 53, 54, 55  
 DeVendra, Gary 62  
 DeVendra, Phillip 59  
 Dickelhoff, Delmas 35,36  
 Dickelhoff, Gilbert 32,33  
 DiFabrizio, Jan 74, 75, 76  
 DiFabrizio, Michael 78  
 DiFabrizio, Terry 75, 76, 77  
 DiFelo, Justin 99  
 Dillehay, Larry 61  
 Dillon, Henry 58, 59, 60

D'Innocenzo, Raymond 38,39,40  
 Dippel, Wayne 02,03  
 DiPaolo, Bobby 47, 48, 49  
 DiSantis, Mark 85  
 Dixon, Frank 32,33,34,35  
 Dixon 47, 48, 49  
 Doobrovich, Al 40,41,42, 43  
 Dobrovich, Pat 79  
 Dobson, Bob 78  
 Dobson, Jesse 02,08,09  
 Dobson, Kevin 05,06,07  
 Dobson, Tom 73, 74, 75  
 Dodds, Bill 61  
 Dodds, Billy 84, 85, 86  
 Dodds, David 32  
 Dodds, Ryan 97  
 Dohrill, Austin 09,10,12  
 Doerge, Bob 35,36  
 Donley, David 63, 64  
 Donley, Richard 71  
 Donley, Roger 63, 64  
 Doran, W. 14  
 Dorris, Andrew 67, 69  
 Dorris, Victor 29,30,31,32  
 Doty, Harold 37  
 Dougherty, Dave 66, 68  
 Dougherty, Steve 88, 89, 90  
 Douglass, Chris 84, 85, 86  
 Douglass, Eric 85, 86, 87  
 Dowling, Jason 92, 93, 94  
 Dowling, Mike 68  
 Doyle, Ben 99,00,01  
 Doyle, Jake 97, 98, 99  
 Doyle, Mark 82, 83, 84  
 Driscoll, Eric 96, 97, 98  
 Drummond, Larry 63, 64, 65  
 Drummond, Leroy 40  
 Dubois, Alex 11,12,13,14  
 Dubois, Edwin 33  
 Durholav, William 26,27  
 Duda, John 38  
 Duff, Clyde 14,15  
 Duffy, Trey 78, 79, 80  
 Duffy, Troy 80  
 Duffy, Wendell 55, 56, 57  
 Duffey, Edward 36,37,38  
 Duga, Allan 16,17  
 Duga, Max 09,10  
 Dumas, Dave 78, 79, 80  
 Dumas, Tim 80, 81, 82  
 Dunfee, Charles 41  
 Dunfee, Don 68, 69, 70  
 Dunfee, Greg 78  
 Darren, Michael 11,12  
 Dunfee, Jim 73, 74  
 Dunfee, Mike 90, 91, 92  
 Dunlap 48  
 Dunlap, Bruce 01,02,03  
 Dunlap, Bruce 75, 76, 77  
 Dunlap, Kevin 84, 85, 86  
 Dunlap, Mark 78, 79  
 Dunlap, Tom 47, 48  
 Dunn, Adam 77  
 Dunn, Bruce 85  
 Duvall, Greg 74, 75  
 Duvall, Matt 00,01,02  
 Dye, Jeff 74, 75, 76  
 Dyer, Tom 95, 96, 97

## E

Earle, David 71  
 Edmond, Jim 80, 81, 82  
 Edmond, Christian 02,10,11  
 Edwards, Anny 57, 58, 59  
 Edwards, Henderson 60  
 Eiler, Ed 77  
 Eibert, Cym 84, 85, 86  
 Elliot, Ernie 47  
 Ellsworth, Bill 62, 64  
 Ellsworth, Egan 88, 89  
 Elson, David 84, 85, 86  
 Elson, William 33  
 Essex, Chuck 06,07,08  
 English, Ralph 40  
 English, Robert 35,36,37,38  
 Fringione, Harry 39,40  
 Esaw, Randy 07,08,09  
 Esposito, Mark 78, 79  
 Evans 55  
 Evans, Ronnie 50  
 Ewart, Darrell 71, 72, 73  
 Ewart, Greg 72, 73, 74  
 Ewart, Tim 03  
 Exner, Bob 74, 75, 76  
 Exner, Ed 70, 71, 72  
 Exner, Robert 72, 73, 74  
 Exner, Rich 78, 79

## F

Fabry, Vernon 71, 72, 73  
 Fabry, Victor 69, 70, 71  
 Farmer, Chad 91, 92, 93  
 Farmer, Wayne 52, 53, 54  
 Farnario, Gerald 51, 52, 53, 54  
 Farnario, Jim 80, 81  
 Farnier, John 91, 92, 93  
 Feller, Curtis 78, 79

# FORMER BIG REDS' FOOTBALL PLAYERS

Feller, David 82, 83, 84  
Feller, Dean 82, 83, 84  
Feller, Derek 02  
Feller, Ryan 02, 08, 09  
Fernthough, Jim 49  
Ferrante, Lou 39, 40  
Ferrel, Frank 63, 64  
Fetters, Lee 96, 97, 98  
Fields, Christian 97, 98, 99  
Fisher, Jerry 52, 53, 54  
Fisher, Josh 02, 03  
Fisher, Lou 78, 79, 80  
Fisher, Mike 02, 03, 04  
Fitch, Carl 36, 37, 38  
Fitch, Dale 39, 40, 41  
Fitch, Dirk 77, 78  
Fitch, Glenn 53, 54, 55  
Fitch, Jason 92, 93, 94  
Fitch, Robert 17, 18  
Fitch, Rory 75, 76, 77  
Fitch, Todd 79, 80, 81  
Filton, Clarke 15  
Flanagan, Bill 62  
Forbes, Ron 51  
Ford, Roman 89, 90  
Ford, Willie 47, 43, 44  
Foreman, Steve 49, 50, 51  
Forsman, F. 11  
Forsman, John 29, 30, 31, 32  
Forster, Richard 16  
Foster, Buddy 07, 08, 09  
Foster, Jake 08  
Fowkes, Bill 70, 71  
Francis, Nick 92  
Frank, Carl 20, 21, 22  
Frank, William 22, 23, 24  
Frazier, James 12, 13, 14  
Frazier, William 17  
Freed 09  
Freeman 48, 49  
Freeman, Gene 97, 98  
Freeman, Terry 82, 83  
Frey, Jeff 87, 83, 84  
Frey, Jim 55, 56, 57  
Fritz, Dan 42, 43, 44  
Fritz, Dave 72, 73, 74  
Fritz, Dick 69, 70, 71  
Fritz, Dylan 11  
Fritz, Jared 96, 97, 98  
Fritz, Matt 99, 00  
Fry, Vince 05, 06, 07  
Fry 45  
Fry, Anthony 05, 06, 07  
Fry, Charles 49, 50, 51  
Fry, Charles 52, 53, 54, 55  
Fry, Cody 06, 07, 08  
Fry, E. 54  
Fry, Gary 61  
Fry, Kyle 05, 06  
Fry, Mike 75, 76  
Fry, Tom 53, 54, 55  
Fry, Tom 78  
Fry, Vernon 39, 40, 41  
Fulaz, Bob 65, 66, 67  
Fulmer, Ross 07, 08, 09  
Fulst, Ervin 88  
Fulton, Eddie 36, 37  
Fulton, John 12  
Funkhouser, Mike 94  
Fusco, Nick 55, 57  
Futley, James 19, 20, 21

## G

Gable, Dakota 12  
Gacek, Gary 61, 62, 63  
Gallagher, Scott 78, 79, 80  
Galloway, Joey 87, 88, 89  
Garloch, Dylan 06, 07, 08  
Garloch, Ryan 06  
Garrett, Timman 21, 22, 23  
Gasbarr, Bill 61  
Gasbarre, Gabriel 48, 49  
Gatti, Darin 49, 50  
Gawoy, Charles 28, 29  
Gelston, Hugh 63, 64  
Gentile, Angelo 29, 30  
Gentile, Sergio 46, 47, 48  
Giacomelli, Dean 37  
Gianangeli, Rich 84, 85, 86  
Gianangeli, Rick 84, 85, 86  
Gianangeli, Rocky 83, 84, 85  
Gibson, Francis 53, 54, 55, 56  
Giffin, Calvin 44, 45, 46  
Giffin, Don 82  
Giffin, Ewung 55, 56  
Giffin, Justin 98  
Gill, Duane 62, 63, 64  
Gill, Gary 61, 62, 63  
Gill, Ronnie 60  
Gilleland, James 12, 13  
Gilleland, James 10  
Gillispie, Eli 06, 07, 08  
Gillispie, Paul 69, 70  
Gill, Craig 05  
Givens, Brian 99, 00, 01  
Givens, Charlie 40  
Givens, Joe 40, 41  
Glasgow, Lindsey 24, 25  
Glasier, Edward 21

Glenn, Cory 77, 78  
Glosser, Robert 41  
Gokhlar 57  
Goddard, Bud 44, 46  
Goldsmith, Bill 69, 70, 71  
Gonglik, Ryan 95, 96, 97  
Good, Ed 74, 75, 76  
Goodson, James 78  
Goodwin, Charles 28, 29, 30, 31  
Gorshe, Larry 63, 64  
Gorshe, Steve 72  
Grafton, John 76  
Gray, Joe 41  
Gray, Junior 78  
Gray, Leonard 63, 64  
Gray, Luke 36  
Green, Bob 39, 40, 41  
Green, Mike 65, 66, 67  
Green, Myliak 12  
Green, Phillip 85, 86, 87  
Green, Spotswood 55, 56  
Greene, Spotswood 12, 13, 14, 15  
Greenwood, Joe 52, 53, 54  
Greenwood, Russ 61  
Griffen 43  
Grigley, Henderson 40, 41, 42  
Grigley, Hlawatha 42, 43  
Grimes 46  
Griss, Richard 66  
Groth, Roman 28, 29, 30, 31  
Groth, Theodore 35  
Gulla, Paul 58, 60  
Guthrie, Don 45, 46

## H

Habenicht, Tom 63  
Hadley, Alfred 21  
Halena, John 64, 65, 66  
Halicky, Bob 70  
Halicky, Bobby 02, 03, 04  
Hall 54  
Hall, J.R. 91, 92, 93  
Hall, Scott 89, 90, 91  
Halpin, Jim 78, 79  
Hamilton, Cyle 06, 07, 08  
Hammond, Herbert 14, 15, 16  
Hampton, Bill 76  
Hans, James 39  
Hanson, David 66  
Harbaugh, Richard 96, 97  
Harris, Andy 51  
Harris, Danny 51  
Harris, Greg 66, 67, 68  
Harris, Jody 80, 81, 82  
Harris, Randy 84  
Harris, Steve 15, 16, 17, 18  
Harris, Wendell 20, 21, 22, 23  
Hartline, Jeff 84  
Hartline, Kevin 85, 86, 87  
Harvey, Clausozell 59, 60, 61  
Harvey, Lee 60, 61, 63  
Haught, Rick 67  
Havelka, Alfred 37, 38, 39  
Haynes, Bill 79  
Haynes, Doug 80  
Haynes, John 99  
Haynes, Robert 90, 91  
Heath, Ronnie 99  
Heath, J. J. 00, 01  
Heathcote, Chuck 47  
Heatherington, Dan 41  
Heatherington, Healy 88, 89, 90  
Heatherington, Jean 13  
Heatherington, Lonnie 61  
Heatherington, Ralph 10  
Hefflin, Clark 24, 25  
Heil, Dale 30, 31, 32, 33  
Heil, Jess 43, 44, 45  
Heil, Phil 60, 61  
Hell, Walter 19  
Hein, Jack 43, 44, 45  
Heinrich, Frank 44, 45  
Heller, Gene 58, 59, 60  
Heller, Jack 57, 58, 59  
Helms, Earl 33, 34  
Helms, Jeff 79  
Helms, Jerry 75, 76  
Helms, John 26, 27  
Hensley, Thomas 35, 36  
Hendershot 57, 58  
Hendershot, Bill 51  
Henderson, Arthur 16, 17  
Henderson, Wendell 23  
Henke, Rich 75, 76  
Hennessy, George 59, 60  
Hennessy, Charles 31  
Henry, Bill 60, 61, 62  
Henthorne, Tom 56, 57  
Hepe, Ed 39, 40, 41  
Hephurn, Chris 78, 79, 80  
Hephurn, Mike 02  
Herzberg, Sonji 47, 48, 49  
Heslop, John 93  
Hess, Bill 84, 85, 86  
Hess, Charlie 45  
Hess, John 69, 70, 71  
Hess, Kenneth 10, 11, 12  
Hess, Keny 84

Hess, Kyle 10, 11, 12  
Hess, Robert 55, 56  
Hess, Trent 05, 06, 07  
Hess, Ty 03, 04, 05  
Hibbitts, Alex 12  
Hibbitts, Frankie 97, 98, 99  
Hicks, James 33, 34  
Hicks, Ralph 35  
Hill, Bob 47, 48  
Hill, Charles 32, 33  
Hill, Earl 48, 49, 50  
Hill, Ronnie 50, 51, 52, 53  
Hinds, Glenn 77  
Hinton, Corey 98, 99, 00  
Hinton, George 86, 87, 88  
Hnat, Steve 25, 26, 27, 28  
Hochstrasser, Brian 78  
Hochstrasser, Clyde 75, 76  
Hocker, Anthony 06, 07, 08  
Hocker, Bobby 79, 80, 81  
Hocker, Darrel 78, 79  
Hocker, Frederic 09, 10, 11  
Hocker, John 81, 82  
Hockingsberry 29  
Hollingshead, Austin 09, 10  
Hollingshead, Chuck 74, 76  
Hollingshead, Mason 09, 10  
Hollingshead, Rusty 78  
Hollingshead, Tony 78, 79  
Holloway 54  
Holloway, Brent 77, 78  
Holloway, Joe 60, 61, 62  
Holloway, Larry 64, 65, 66  
Hol, Dusly 92, 93, 94  
Holzman, Howie 74  
Homer, Gary 69, 70, 71  
Homer, Justin 96, 97, 98, 99  
Homer, Leo 31, 36  
Homko, Frank 60  
Honeycutt, Chris 89, 90, 91  
Honeycutt, Michael 86, 87, 88  
Honeywell, Joe 06, 07, 08  
Horn, Steve 95  
Horne, Bill 61  
Horne, Charles 24, 25, 26  
Horne, Chug (Charles) 88, 89, 90  
Horne, Leo 26, 27, 28  
Horvath, Abhay 12  
Hoskinson, Ronnie 61  
Hoskinson, Zach 05, 07  
Hostetler, Chris 67  
Hotlosz, Jake 07, 08  
Houston 47  
Houston 53  
Houston, Lawrence 14, 15  
Howell, Bob 51, 52, 53  
Howell, Jason 87, 88  
Howell, Scott 81, 82, 83  
Hrdlicka, Don 77, 78  
Huber, Francis 25  
Hudson, Dave 65, 66, 67  
Hudson, Gary 63, 64, 65  
Hudson, Jim 68, 69, 70  
Hudson, Scott 81  
Hughes, Amor 40, 41, 42, 43  
Hughes, Pat 63  
Hughes, Vernon 30, 40, 41  
Hull, Ryan 02  
Hurd, John 40, 41, 42  
Hurd, Pat 75  
Husek, Bill 65  
Husek, Joe 65  
Huxton, Sean 98, 99, 00  
Hutchins, Donald 63, 64, 66  
Hutchins, Russ 71, 72, 73  
Hutchins, Talmadge 65  
Hutchins, Tommy 66

## I

Ike, Dave 61, 62, 63  
Ike, David 88, 89, 90  
Imbrosco, Dave 78, 79  
Immer, Chris 82, 83, 84  
Immer, Frank 80, 81, 82  
Ingram, Mike 53, 54, 55, 56  
Ingram, Robert 30, 31, 32  
Irwin, Jeff 80, 81, 82  
Irwin, John 69, 70  
Iukovich 50  
Izakovic, Pete 46

## J

Jackson, Eddie 56, 57, 58, 59  
Jackson, Larry 82  
Jacobs, Dick 55, 56, 57  
Jacobs, Robert 63, 64, 66  
James, Randy 81, 82  
Janos, Jerry 63  
Jeffers, Ray 57, 53, 54  
Jeffers, Damon 00, 01, 02  
Jeffers, Maurice 01, 02, 03  
Jeffries, Andy 84, 85  
Jeter, Jamie 90  
Jeter, Skylar 40  
Jewell, R. 10  
Johnson, Arthur 34, 35  
Johnson, Artus 78

Johnson, Artus 04, 05, 06  
Johnson, Bo 83  
Johnson, Bob 65, 66  
Johnson, Carl 10, 11, 12, 13  
Johnson, Carl 42, 43  
Johnson, Dave 45, 47  
Johnson, David 64  
Johnson, David 71, 72, 73  
Johnson, Don 71, 72, 73  
Johnson, Edward 38, 39, 40  
Johnson, Franklin 10, 11, 12  
Johnson, Gary 73, 74, 75  
Johnson, George 46, 47, 48, 49  
Johnson, Greg 63  
Johnson, Greg 73, 74, 75  
Johnson, Homer 60, 61, 62  
Johnson, Ian 90  
Johnson, J.W. 01, 02, 03  
Johnson, Jeremiah 93, 94  
Johnson, Jim 79  
Johnson, John 73  
Johnson, Josh 96, 97, 98  
Johnson, Kevin 80, 81, 82  
Johnson, Kyle 06, 07, 08  
Johnson, Mike 65, 66, 67  
Johnson, Rodney 74, 75, 76  
Johnson, Ross 79, 81  
Johnson, Ross 04, 05, 06  
Johnson, Steven 09  
Johnson, Tom 54, 58, 59  
Johnson, Troy 90  
Johnston 49, 50  
Jones, Adams 03, 04, 05  
Jones, Dale 44  
Jones, David 86  
Jones, Ed 72  
Jones, Frank 11, 12, 13, 33  
Jones, Greg 70, 71  
Jones, Harold 12  
Jones, Paul 52  
Jones, Walter 79, 40

## K

Kadlic, John 26, 27, 28, 29  
Kahl, Bill 81  
Kahl, Charles 37, 38, 39  
Kahl, Mike 80, 81, 82  
Kahl, Richard 38, 39, 40, 41  
Kalbaugh, Edward 26, 27, 28, 29  
Kaldor, Chad 95, 96, 97  
Kaldor, Chase 01  
Kaldor, George 43, 44  
Kaldor, Joseph 36, 37  
Kaldor, Mike 75, 76, 77  
Kaldor, Scott 88, 89, 90  
Kaldor, Stan 65, 66, 67  
Kaldor, Tim 90  
Kalinowski, Robby 13, 12  
Kalisieski, Richard 36, 37  
Kanyirch, Zach 07, 08, 09  
Kaplan, Alan 01, 02, 03  
Kaplan, Eric 02, 04  
Kaplet, Dutch 51  
Kappler, J.D. 87, 88  
Kartman, Paul 61  
Kaufman, John 78, 79, 80  
Kaufman, Ken 79  
Katz, Lou 55  
Keller, John 94, 95, 96  
Kelley, Craig 85, 86  
Kelly, Mike 63  
Kennedy, Robert 27  
Kern, Pete 34, 35, 36  
Kerr, Bill 56, 57, 58  
Kerr, Dan 44, 45  
Keyser 09  
Keyser 44  
Keyser, A. 13  
Keyser, Bill 42, 43, 44  
Keyser, Layson 04, 05, 06  
Keyser, Jeff 78, 79, 80  
Keyser, Jim 77, 78  
Keyser, Richard 14, 15  
Keyser, Ryan 01, 02, 03  
Kidder, Craig 99, 00, 01  
Kidder, Don 81  
Kidwell, Mike 08, 09  
Kiger, Jack 66  
Kilgore, Jay 20  
Kilgore, Robert 17, 18, 19  
Kimbrow, Frederick 03, 04, 05  
Kinder, Darrin 85, 86, 87  
Kinder, Dusty 93, 94, 95  
Kinder, Roger 80, 81, 82  
Kinder, Todd 83, 84  
Kinkade, Don 46, 47  
Kinney 55  
Kinney, Justin 07  
Kinney, Stanley 61  
Kinter 31  
Kinter, George 53, 54, 55, 56  
Kirksal, Jeff 37, 38  
Kirksal, Wallace 31  
Klempa, Bill 40  
Klimpa, Aronny 90  
Klimpa, Joe 78, 79  
Klimpa, John 82, 83, 84  
Klimpa, Grady 88, 89

Knox 16  
Koch, Pete 36  
Koci, Jeremy 96, 97, 98  
Koci, John 64  
Koeffline, Morgan 19, 20, 21  
Kohutek, Paul 54, 55, 56  
Kolenich, Vincent 09, 10, 11, 12  
Kolle, Mike 94  
Konec, Jim 67, 68  
Kopyar, Kelly 72  
Koryda, Charles 40, 41, 42  
Koshenka, Kyle 07, 08, 09  
Koshenka, Logan 09, 10, 11, 12  
Kostelia, John 73  
Koteles, Matt 86, 87, 88  
Kovalick, Mike 74  
Kovalyck, Michael 11, 12  
Kovachy, Robert 10, 11, 12  
Kreiter, Bob 68, 69, 70  
Kreiter, Chester 26, 27, 28, 29  
Kreiter, James 26, 27  
Kruger, Jim 86  
Kruger, Victor 29, 30, 31, 32  
Krupa, Steven 12  
Krupnik, Rick 78, 79  
Krupnik, Scott 80  
Krupnik, Tom 69  
Krusienski, Leo 37  
Kuhn 55  
Kuntz 40  
Kuri, Don 54, 55  
Kuri, Mike 83, 84, 85  
Kurko 39  
Kurko, Pete 28  
Kurko, Steve 61, 62, 63  
Kurth, Mark 87, 83, 84  
Kvintia, Charles 55, 56, 57, 58  
Kvintia, Vince 65, 66, 67

## L

Lagon, Justin 96, 97, 98  
Lagowski, Roger 89  
Lamberson, Roy 67  
Lancione, Brant 82, 83, 84  
Lancione, John 30  
Lancione, John 49, 50, 51, 52  
Lancione, Josh 07, 08, 09  
Lancione, Phillip 54, 55, 56, 57  
Lancione, Rich 57, 58  
Landers, Dick 55, 56  
Landers, Donny 74, 75, 76  
Landro, Chuck 42  
Lankford, Deron 86  
Lankford, Fred 60, 61, 62  
Lanning, Mike 86, 87, 88  
LaRoche 48, 49  
LaRoche, Cody 11, 12  
LaRoche, Cory 04, 05  
LaRoche, Dave 74, 75, 76  
LaRoche, Doug 70, 71, 72  
LaRoche, Dusty 96, 97, 98  
LaRoche, E. 09, 10, 11, 12  
LaRoche, Homer 57  
LaRoche, Jayson 99, 00, 01  
LaRoche, Jason 84, 85, 86  
LaRoche, Jay 73, 74  
LaRoche, Jed 95, 96, 97  
LaRoche, Jeff 76, 77  
LaRoche, Jim 71, 72, 73  
LaRoche, John 86, 87, 88  
LaRoche, Nelson 15, 16, 17, 18  
Latham, Roger 78, 79  
Latham, Steve 74, 75, 76  
Lavitichko, Joe 55, 56  
Lawrence, Arthur 15  
Leach 09  
LeDier, Tom 64, 65, 66  
Lednik, Chris 96, 97, 98  
Lee, Alex 98, 99, 00  
Lee, William 68, 69, 70  
Leiffer, Bobby 03, 04, 05  
Leigh, Ken 83  
Lekandros, Cliff 95, 96, 97  
Lekandros, Tony 97, 98, 99  
Lemley, Jeremy 94, 95, 96  
Lemms, Corey 11, 08  
Lewis, Ed 61, 62  
Liberati, Anello 46, 47, 48, 49  
Liberati, Dave 72, 73, 74  
Liberati, Don 42, 43, 44  
Liberati, Dominick 01, 02  
Liberati, Don 79, 80, 81  
Liberati, Gorko 42, 43  
Liberati, Henry 48, 49, 50  
Liberati, Nick 06, 07  
Liberati, Rosario 41, 44, 45  
Liberati, R. 47, 48, 49, 50  
Liberatore 40  
Liberatore, Jerry 36  
Lisard, Donald 18  
Lisard, Ray 10  
Lippertman, Dan 82, 83  
Lippertman, Don 75, 76, 77  
Lippertman, Doug 79  
Lish, Josh 07, 08, 09  
Lisk, Roger 51, 52, 53  
Lisell, Benji 99, 00, 01  
Lisell, Benji 43

# FORMER BIG REDS' FOOTBALL PLAYERS

Livorno, Joe 30,31  
 Lloyd, Randy 65, 66  
 LoCoco, Frank 29  
 LoCoco, Kevin 78  
 Lodi, Brandon 01, 02, 03  
 Loew, Rich 06  
 Long, Frank 49, 50, 51  
 Long, Fritz 51  
 Long, Joe 61  
 Long, Stephen 63, 64, 65  
 Long, Tom 56  
 Longwell, Jonathan 11, 12  
 Lopeman, Charles 17, 18, 19  
 Lopeman, Sam 53, 54  
 Lorence, John 59  
 Lovejoy, Bill 43  
 Lovejoy, J. 74  
 Lovejoy, Millard 34  
 Lovrak, Harry 66, 67, 68  
 Lovrak, Roger 64, 65, 66  
 Lowe, Ken 73, 74, 75  
 Lubalsky, Samuel 13  
 Lucas, Harvey 72, 74  
 Lucci, Adam 01, 02, 03  
 Lucci, Gay 63, 64, 65  
 Lucrezio, Gene 32  
 Ludwig, Carl 16, 17  
 Ludwig, Walter 16  
 Luellen, Pete 70, 71, 72  
 Lusky, Richard 50, 52  
 Lynch, S. 58  
 Lynch, Carl 11

## M

McCabe, Tim 90, 91, 92  
 McCarley, Irwin 46, 47  
 McClain, John 15, 16  
 McClain, John 43, 44, 45  
 McCloud 55  
 McConville, Austin 12  
 McCorkle, Bryan 05, 06, 07  
 McCorkle, Ed 60, 61  
 McCorkle, Eddie 84, 85, 86  
 McCorkle, Marshall 58, 59, 60  
 McCorkle, Randy 77, 78  
 McCormick, Ken 95, 96, 97  
 McCroba, Burton 10  
 McCroba, Charles 21  
 McCroba, Walter 99, 10  
 McCutcheon, Tim 88  
 McDermott, Aaron 17, 18, 19  
 McElroy, Cecil 61, 62, 63  
 McFeley 54  
 McFeley, Don 73  
 McFeley, Hutch 93, 94, 95  
 McFeley, Jim 95, 96, 97  
 McGarry, Richard 62  
 McGarry, Tom 63, 64  
 McGee, Carl 42  
 McGee, Earl 42  
 McGee, Delbert 52  
 McGhee, Ben 00, 01, 02  
 McGinnis, David 97, 98, 99  
 McGinnis, Lonnie 78  
 McGinnis, Vince 75, 76, 77  
 McGraw, James 16, 17  
 McGraw 42  
 McGuire 55  
 McKeever, Jack 51, 52, 53  
 McMahan, Albert 09  
 McMahan, Nick 10, 11  
 McMahan, Nick 87  
 McMahan, Ryan 88, 99, 00  
 McMasters, Ralph 21, 22, 23  
 McNabb, Mike 79, 80, 81  
 McNaughten, David 63  
 McNeal, Charles 34, 35

Mack, Joe 55, 57  
 Mack, Joe 78, 79  
 Mack, Joseph 16  
 Maffe, Nicholas 09, 10, 11, 12  
 Maffe, Scot 82, 83, 84  
 Magistro, Chad 89, 90, 91  
 Magistro, Luca 03, 04, 05  
 Magistro, Sal 39, 40  
 Malhoric, George 24  
 Major, Rusty 89, 90  
 Malatinsky, Anthony 37  
 Malley, Joseph 39  
 Malik, Jack 43, 44, 45  
 Malik, John 25, 26, 27  
 Maloney, Charles 22, 23  
 Mamie, David 96  
 Mamie, Mike 96  
 Mamie, Rich 93, 94, 95  
 Mamie, Tommy 98, 99, 00  
 Mancini, Bryan 01, 02, 03  
 Mangiopane, Benny 33  
 Manning, Gary 66  
 Manning, Zach 06, 07, 08  
 Manning, Jimmy 05  
 Mansfield, Bobby 05, 06, 07  
 Marchese, Chris 85, 86, 87  
 Marchese, Mark 79, 80, 81  
 Marchese, Paul 72, 73  
 Marinacci, Billy 89, 90, 91  
 Marinacci, Dick 60

Marinacci, Gary 65  
 Marinacci, John 62, 63, 64  
 Marinacci, Marc 91, 92  
 Marinacci, Quido 31, 32  
 Marinacci, Richard 57, 58, 59  
 Marinacci, William 64, 65  
 Mannell, Bill 75, 76  
 Marinelli, Jim 78, 79  
 Marinelli, Nick 71, 72, 73  
 Marinelli, Nick 91, 92, 93  
 Marinelli, Robert 84  
 Markle, Edward 39  
 Martin, Bill 64  
 Martin, Chris 89, 90, 91  
 Marling, Brandon 02  
 Marling, Brent 99, 00, 01  
 Marling, Dale 05, 06  
 Marling, Darrin 80  
 Marling, Dylan 12  
 Marling, Eric 96, 97, 98  
 Marling, Mark 69, 70, 71  
 Marling, Mike 97, 98, 99  
 Marling, Richard 55, 56, 57  
 Marling, Ryan 08, 09, 10  
 Marling, Timmy 94, 95, 96  
 Marn, Don 51, 52  
 Marn, Gene 54, 55  
 Marn, Marty 78, 79  
 Marple, Randy 74, 75, 76  
 Marsh, Don 46  
 Martin, Eugene 31, 32, 33, 34  
 Martin, Paul 67, 68, 69  
 Martin, Scott 97, 98, 99  
 Martinek 43  
 Marx, Robert 63, 64, 65  
 Marzella, Sam 39, 40  
 Masciarelli, Franko 70, 71, 72  
 Masciarelli, Joe 72, 73, 74  
 Masciarelli, Taylor 05, 06, 07  
 Masciarelli, Trey 04, 05, 06  
 Masciarelli, Ty 95, 96, 97  
 Mason, Mark 92, 93, 94  
 Mason, Ralph 12  
 Mass, Charles 31, 32, 33  
 Mass, Don 24, 25, 26, 27  
 Mass, Robert 35, 36  
 Mass, Roger 29, 30, 31, 32  
 Masters, Marc 88, 89  
 Masters, Mike 85, 87  
 Msters, Wally 83  
 Materkoski, Josh 11, 12  
 Materkoski, Keith 73, 74, 75  
 Materkoski, Gary 77, 78  
 Materkoski, Matt 98, 99, 00  
 Materkoski, Mike 80, 81, 82  
 Materkoski, Rich 75, 76, 77  
 Materkoski, Richie 95, 96, 97  
 Materkoski, Zach 05, 06, 07  
 Matthews, Arthur 23  
 Matusek, Anthony 23, 24, 25, 26  
 Matz 40  
 Maupin, Buck 98, 99, 00  
 Maupin, Dan 82  
 Maupin, Darrin 87, 88, 89  
 Maxwell, Glenn 78, 79  
 Maxwell, Steve 80  
 May, Andy 82  
 Mayer, Alvin 44  
 Maynard, Shawn 03  
 Meager, Maruin 50, 51  
 Meek, Bill 78, 79  
 Meek, Dave 45, 46, 47  
 Meek, Randy 71, 73  
 Meek, Rick 77, 78  
 Meek, Wayne 53, 54  
 Meek, Xavier 06, 07  
 Mehl, Chad 85, 86, 87  
 Mehl, Chuck 78, 79  
 Mehl, Eric 87, 88, 89  
 Mehl, Gary 83, 84  
 Mehl, Lance 73, 74, 75  
 Mehl, Steve 71, 72, 73  
 Mehl, Vince 76, 77  
 Mehlman, Eddie 06, 07, 08  
 Mehlman, Ted 47  
 Mehlman, Ted 79, 80, 81  
 Meintel, Mike 78, 79  
 Mellott, Forest 37  
 Mellott, Mike 78, 79  
 Mendelson, Sylvan 33  
 Mendelson, Zack 74, 75, 76  
 Merryman, Jack 99  
 Metz, Brandon 07, 08  
 Michael, Darren 01, 02  
 Miles, Oliver 22, 23  
 Miles, Ralph 23, 24, 25, 26  
 Miller 42, 43, 44  
 Miller 54  
 Miller, Bob 55, 56, 57  
 Miller, George 17  
 Miller, Henry 58, 59, 60  
 Miller, Jason 88, 89, 90  
 Miller, Kent 71, 72  
 Milovack, Brent 02  
 Mitchell, Billy 64, 65, 66  
 Mitchell, Earl 29, 30, 31, 32  
 Mitchell, Larry 64  
 Mitchell, Ricky 00, 01, 02  
 Mlynek, Dan 71, 72, 73

Mlynek, Mark 84, 85, 86  
 Mobley, Jerry 69, 70, 71  
 Modra, Frank 36  
 Mohorovich, A. 68  
 Mohorovich, Tony 70  
 Mokros, Larry 64, 65, 66  
 Mokros, Phillip 82, 83, 84  
 Mokros, Rich 66, 67, 68  
 Mokros, Roger 63, 64, 65  
 Mokros, Tom 62, 63, 64  
 Monahan, Bob 79, 80, 81  
 Mondlak, Jim 52  
 Monroe, Charles 61  
 Monroe, David 46, 47, 49  
 Montag, Pete 81  
 Montgomery, Albert 33  
 Montgomery, Matt 12  
 Moodispaw, Scott 85  
 Mooney, George 36, 37, 38  
 Mooney, Ralph 51, 52  
 Mooney, Rick 78, 79, 80  
 Mooney, William 47, 48, 49  
 Moore 54, 55  
 Moore, John 17  
 Moore, Randy 83  
 Moore, Robert 24  
 Moore, Tom 36, 37, 38, 39  
 Morgan 53  
 Morgan, John 10  
 Morgan, Josh 02  
 Morgan, Wesley 23, 24  
 Morris 31  
 Morris, Dennis 73, 74  
 Morris, Hart 24, 25, 26  
 Morris, John 56, 57, 58  
 Morris, Robert 26, 27, 28  
 Morris, Wesley 65, 66, 67  
 Morrison, Tom 74, 75, 76  
 Mort, Mike 78  
 Mort, Rocky 83  
 Mosser, Roger 88  
 Mosslander, Joey 98, 99, 00  
 Mosso, Gerald 42, 43  
 Mounsey, Jacob 11  
 Mowery 54  
 Mowery, James 60, 61, 62  
 Mowery, Jay 73, 74, 75  
 Mowery, Sydney 55, 56, 57, 58  
 Mowery, Terry 59, 60, 61  
 Mulr, Erik 87, 88  
 Muir, Tim 65  
 Muklewicz, Scott 92  
 Munjas, Bob 51  
 Munjas, Biller 27, 28, 29  
 Munjas, Charles 34, 35  
 Murray, Brad 96  
 Murray, Tom 37, 38  
 Musci, Pete 56, 57, 58, 59  
 Muth 16  
 Myers, Chuck 09, 10, 11  
 Myers, Jason 93, 94, 95  
 Myers, Thomas 27, 28

## N

Nacci, Joe 51  
 Namath, Andy 57, 58, 59  
 Nardo, Alfred 24, 25  
 Nardo, Andrew 27, 28  
 Nardo, John 31, 32, 33, 34  
 Nash 40  
 Neal 40  
 Neal, Ross 15  
 Neff, George 37, 38, 39  
 Neff, Ray 92, 93  
 Neff, Robert 33, 34, 35, 36  
 Nelson, Frank 13, 14, 15  
 Nelson, Jeff 10, 11, 12  
 Nelson, Jeff 78, 79, 80  
 Nelson, Richard 64, 65  
 Nemeck 40  
 Nemeck, Brent 69, 70, 71  
 Nemeck, James 34, 35  
 Nemeck, Jim 51, 52, 53, 54  
 Nemeck, Louis 33  
 Nemeck, Reggie 59, 60, 61  
 Nemic, Frank 16  
 Netzel 46  
 Neuhart, Richard 38, 39, 40, 41  
 Ney, Pat 66, 67, 68  
 Ney, T.J. 01, 02, 03  
 Ney, Tom 66, 67, 68  
 Nichols, Terry 67  
 Nickerson, Chad 01  
 Niemic, John 20, 21, 22  
 Niemic, Bob 40, 41  
 Nolan, Aub 97, 98, 99  
 Nolan, Collin 10, 11, 12  
 Nolan, Joe 97, 98, 99  
 Nolan, Marc 87, 88, 89  
 Norden, Henry 35  
 Norden, J. 68  
 Norman, Sammy 63  
 Northcraft, Brad 75, 76, 77  
 Novena, Albert 61  
 Nowak, Richard 54

## O

Obejenski, Louis 38, 39  
 Obejenski, Ted 40, 41  
 O'Grady, John 45, 46, 47  
 Olack, Mike 84, 85, 86  
 Olejniczak, Stanley 28, 29, 30, 31  
 Orin, James 20, 21, 22  
 Orin, John 20  
 Orlich, Tony 39  
 Ostrander, Clint 95, 96, 97  
 Ostrander, John 68, 69, 70  
 Ostrander, Josh 91, 92, 93  
 Otto, Jack 39, 40, 41, 42  
 Owens, Tom 49, 50, 51  
 Owsianowski, Edward 27, 28

## P

Pacifico, John Mike 89, 90, 91  
 Padgett, Eric 03, 04, 05  
 Padgett, Jesse 00, 01, 02  
 Padgett, Ryan 01, 02, 03  
 Paglia, Nick 99, 00, 01  
 Paige, Tom 79, 80, 81  
 Palian, Calvin 89, 90  
 Palicka, Frank 83, 84  
 Palkovich, Paul 51, 52, 53  
 Pallisco, Steve 68  
 Palmer, Bud 60  
 Palmer, Rich 89, 90  
 Palmer, Tim 84, 85, 86  
 Papola, Norm 66, 67, 68  
 Pappano, Joe 45, 46, 47  
 Parker 45, 46  
 Parker, Clarence 41  
 Parker, Ricki 87, 88, 89  
 Parr, John 68, 69  
 Parr, Tom 65, 66, 67  
 Parson, Devon 07, 08  
 Pasztor, Jeremy 89  
 Patrone, Chris 89, 90, 91  
 Patrone, John 56, 57, 58, 59  
 Patrone, John 87, 88, 89  
 Patrone, Nicholas 10, 11, 12  
 Patrone, Tommy 93, 94, 95  
 Patterson 54  
 Patterson, Eric 87  
 Peck 53, 55

Penn, Thomas 25  
 Perdue, Fred 60, 61, 62  
 Perko, John 03, 04  
 Perko, Nick 04, 05, 06  
 Perry, Woody 88  
 Perzanowski, Benny 37  
 Perzanowski, Ben 60, 61, 62  
 Perzanowski, Dave 73, 74  
 Perzanowski, Ed 70, 71, 72  
 Perzanowski, Eric 92  
 Perzanowski, Pete 78, 79  
 Pestella, Dave 79  
 Pestella, Geoffrey 97  
 Peters, Roger 97, 98, 99  
 Peters, Wayne 61, 62, 63  
 Peters, Wayne 90, 91  
 Petlock, Carl 39, 40  
 Petreidis, Bill 44, 45  
 Petreidis, Nick 66, 67  
 Petreidis, Pete 41, 42  
 Petros, David 92, 93, 94  
 Phillips, Jeremy 92  
 Phillips, William 16  
 Piatt, Art 94  
 Piatt, B. 68, 69  
 Piatt, Bert 63, 64, 65  
 Piatt, Bud 46, 47  
 Piatt, Charles 50, 51  
 Piatt, Don 53, 54  
 Piatt, Jim 80, 81, 82  
 Pica, Dirk 81, 82, 83  
 Pica, Rich 54  
 Pica, Richard 56, 57  
 Piccard, John 29, 30, 31  
 Piccard, Orlando 29  
 Pickens, John 19  
 Pickens, Seth 10, 11, 12  
 Piehowicz, John 50, 51, 52  
 Piehowicz, Tony 63, 64, 65  
 Piloseno, Frank 38, 39, 40  
 Pijper, Anthony 12  
 Pishek 47  
 Pittman, George 46, 47, 48  
 Pittman, Lloyd 43  
 Pitts, Gus 66  
 Pitts, Joe 47, 48  
 Pitts, Julius 08  
 Pitts, Keith 92, 93, 94  
 Pitts, Kenne 90, 91  
 Pitts, Scott 92, 93, 94  
 Pitts, Shane 89, 90, 91  
 Pitts, Shannon 89, 90, 91  
 Pitts, Willie 39, 40  
 Plahuta, Poldy 21, 22, 23  
 Podlas, Jerry 56, 58  
 Poe, Todd 99, 00, 01  
 Poe, Tom 96, 97  
 Pogany, Dennis 62, 63, 64  
 Poliski, John 22, 23, 24, 25  
 Pollock 42  
 Porch, Frank 38

Porter, Aaron 06, 07  
 Porter, Brian 94, 95  
 Porter, Bryan 86, 84  
 Porter, Derek 06, 07  
 Porter, Gary 62, 63, 64  
 Porter, Greg 75, 76  
 Porter, Jeff 00, 01, 02  
 Porter, Jim 66  
 Porter, Kelly 84, 85, 86  
 Porter, Kevin 96  
 Porter, Loren 82, 83  
 Porter, Scott 78, 79  
 Porter, Zach 06, 07  
 Porterfield, Melvin 17  
 Potts, Martin 53, 54  
 Potts, Chester 16  
 Potts, Richard 60  
 Pozzini, John 47, 48, 49, 50  
 Pramik, Justin 95, 96  
 Pramik, Ronald 63, 64  
 Pramik, Tom 73, 74  
 Preston, Jason 96, 97, 98  
 Preston, Jimmy 95, 96, 97  
 Preston, Josh 98, 99, 00  
 Presutti 58  
 Presutti, Veto 36  
 Price, Anthony 12  
 Price, Ed 70, 71  
 Price, Gary 75, 76  
 Price, Isaac 17  
 Price, John 12  
 Price, Roger 62  
 Price, Rolla 22, 23, 24  
 Prout, Mark 78  
 Pugli, Richard 89  
 Pumpa 42  
 Pumpa, Dave 38  
 Purcell, Mike 06  
 Putinsky, Al 79, 80, 81  
 Pytlak, Mike 65, 66  
 Pytlak, Ronald 52

## Q

Queen, Chase 72

## R

Radawec, John 35, 36  
 Radawec, Mike 37, 38  
 Ragni, Leo 48, 49, 50  
 Raine, Brian 07, 08  
 Raine, Marcus 87, 88, 89  
 Ralston, Allan 24, 25, 26, 27  
 Ralston, Richard 27, 28  
 Ransay, Dan 69, 70, 71  
 Ransay, Larry 64, 65  
 Ransay, Tom 69, 70, 71  
 Ransay, Tyler 11  
 Ramsey, Bryan 84, 85, 86  
 Ramsey, Jerry 70, 71, 72  
 Ramsey, Pete 87, 88  
 Ramsey, R.D. 86, 87, 88  
 Rankin, Joe 01  
 Ratcliff, Donny 83, 85  
 Rauscher, Bob 36, 37, 38, 39  
 Ray, Kirk 09, 10, 11  
 Redman, Brock 01, 02, 03  
 Redman, Courtney 98, 99, 00  
 Reed, David 25, 26  
 Reed, Mike 05, 06, 07  
 Reese, Bob 67  
 Reger, Jeremy 99, 00, 01  
 Regoli, B.J. 73, 74, 75  
 Regoli, Kevin 75, 76, 77  
 Regoli, Mike 71  
 Regoli, Randy 78, 79, 80  
 Reinbolt 39, 40, 41, 42  
 Renzi, Frank 46  
 Respole, Melvin 40, 41  
 Rhodes 44, 45, 46  
 Richards, John 10  
 Richards, John 82  
 Richardson 54, 55  
 Richmond, Jason 86, 87, 88  
 Rieves, Art 50, 52  
 Rieves, Charles 48, 49, 50  
 Rife, Jeremy 12  
 Riggs, Jayme 85, 86, 87  
 Riley, Dave 44, 45, 46  
 Ring 46, 47  
 Ripley 44  
 Ripoly, John 43  
 Ripoly, Edmund 49, 50  
 Ritz, Danny 75  
 Roan, James 35, 36  
 Roan, Jim 75, 76, 77  
 Roan, Ralph 33, 34  
 Roark, Kalitir 12  
 Robbins, Clint 99, 00, 01  
 Robbins, David 60, 61, 62  
 Roberts, John 72  
 Robinson, Cecil 20, 21, 22  
 Robinson, Clarence 47, 48, 49, 50  
 Robinson, Charles 50, 51  
 Robinson, Don 31, 32  
 Robinson, Ervin 45, 46

# FORMER BIG REDS' FOOTBALL PLAYERS

Robinson, Gary 78, 79  
Robinson, John 74, 75, 76  
Robinson, Mark 37, 38, 39, 40  
Robinson, Mark 77, 78  
Robinson, Sami 42, 43  
Robinson, Tyler 06, 07  
Robson, Darrell 61, 67  
Robson, Jim 60  
Robson, Mike 84, 86  
Robson, Nathan 05  
Robson, Ryan 05  
Robson, Roger 58, 59  
Rocchio, Anthony 08, 09, 10  
Rocchio, Nick 04, 05, 06  
Roque, Jerry 46  
Roscoe, Robert 33, 34, 35  
Rose, Tyler 06, 07, 08  
Roseberry, Blake 05, 06, 07  
Roseberry, Kevin 74, 75, 76  
Rosen, Michael 98, 99  
Ross, Brendon 10, 11, 12  
Ross, Earl 26, 28  
Ross, Jim 43, 44, 45  
Rovner, Charles 29, 30, 31, 32  
Roth, Bobby 93, 94, 95  
Roth, Kenny 96, 97, 98  
Rowley 44  
Rowson, Jamie 63  
Rowson, Kevin 88, 89  
Rowson, Lawrence 45  
Roy, William 26, 27  
Royer, Don 09, 10  
Rudish 55  
Runyan, Billy 93, 94  
Runyan, Gary 64  
Runyan, Gary 85, 86, 87  
Rusciolelli, Harry 39, 40, 41  
Russell 09  
Ruthers, Bruce 64  
Ruthers, Jordan 97  
Ryan, Jerred 03, 04, 05

## S

Sabatino, Albert 29, 30, 31, 32  
Sabatino, Julio 45, 46, 47  
Sabinski, Alan 65, 66  
Sabinski, Jim 84, 85, 86  
Sabinski, John 81, 82, 83  
Sabinsky, Joe 68, 69  
Sadrowski, Chester 15  
Sadrowski, Dave 78  
Sadrowski, Frank 36, 37, 38, 39  
Sadrowski, Don 47, 48  
Sadrowski, Darrel 56  
Sadrowski, Jim 66, 67  
Sadrowski, Mike 75, 76, 77  
Sadrowski, Pat 80, 81, 82  
Saffel 46  
Saiwattera, Arnold 33, 34, 35, 36  
Saiwattera, Joseph 25, 26  
Saunders, Rick 86  
Schaefer, Tom 68, 69, 70  
Schaeffer, Steve 73, 74, 75  
Schaffler, Edward 19, 20  
Schaffler, Howard 09, 10  
Schiller, Dick 48, 49, 50  
Schiller, John 61, 62, 63  
Schleicher, Jeffrey 65  
Schmidt, J.J. 95, 96, 97  
Schramm, Boyd 18, 19  
Schramm, Charles 29  
Schramm, Dave 50, 51, 52  
Schramm, John 81, 82  
Schramm, Robert 16  
Schramm, Tom 54, 55, 56, 57, 58  
Scott, Joe 42  
Scott, Clark 90, 91, 92  
Scott, Kim 71, 72  
Seabright, Howard 10  
Sechrest, Bob 39, 40  
Sechrest, Cecil 48, 49, 50  
Sechrest, Brian 94, 95, 96  
Sechrest, Charles 65, 66, 67  
Sechrest, Corey 96, 97, 98  
Sechrest, Gary 62, 63, 64  
Sechrest, Gene 67, 68  
Sechrest, George 67, 68, 69  
Sechrest, J. 68  
Sechrest, Keith 02, 03, 04  
Sechrest, Kevin 00  
Sechrest, Mike 89, 90, 91  
Sechrest, Terry 71, 72, 73  
Seidpwick, Cy 40, 41  
Seewers, Cory 06, 07, 08  
Seewers, Rick 71  
Seewers, Robbie 87  
Seikel, Joe 66, 67, 68  
Sellers, Charles 46  
Sellers 49  
Sells 45  
Selms, Paul 70  
Shackelford, Bob 39  
Shackelford, Clarence 19, 20  
Shaffer, Doug 75, 76, 77  
Shalleross, Adani 05, 06, 07  
Shalleross, Brent 97, 98, 99  
Shaver, Paul 90

Shepherd, Justin 00, 01, 02  
Shepherd, Kyle 00  
Sherman, Gary 56, 57, 58  
Sherman, Joe 31, 32, 33, 34  
Sherwood, Edward 33, 34, 35, 36  
Sherwood, Kelly 68, 69, 70  
Sherwood, Matt 98, 99, 00  
Sherwood, Mike 64, 65, 66  
Sherwood, Russ 60  
Shimble, Rich 79, 80, 81  
Shimble, Steve 85, 86, 87  
Shunko, Ed 40, 41, 42  
Shively, Michael 03, 04, 05  
Shopper, Joe 58, 59, 60  
Shreve, Jim 68, 70  
Shriver, Mark 80  
Shunk, Chuck 83  
Shunk, Rich 79, 80, 81  
Shunk, Tom 75, 76, 77  
Sickles, Herb 50, 51, 52  
Siegenthaler, C. 58, 59  
Siegenthaler, Clive 49, 50, 52  
Silverio, Jeff 90, 92  
Slmko, Andy 45, 46, 47  
Simpson, Lincoln 17, 18, 19  
Simpson, Murray 27  
Sims, Clarence 39, 40  
Sitar, Joe 37, 33  
Sitar, John 37  
Sitar, Kerry 60  
Sitar, Larry 65, 66, 67  
Silton, Che 86, 88  
Sitton, Dirk 84  
Sitton, Marvin 82, 83  
Skaggs, Frank 77  
Skapik, Richard 61  
Skeetel, Jim 78, 79, 80  
Skorich, Carl 37, 33, 34, 35  
Skorich, Nick 36, 37, 38  
Skorich, Paul 42, 43  
Skorich, Pete 44, 45, 46  
Small Jim 76  
Small, Robert 46, 47  
Smelko, Bill 66, 67, 68  
Smith, Ben 02, 03  
Smith, Brent 90, 91, 92  
Smith, Brian 90, 91, 92  
Smith, James 65, 66, 67  
Smith, Jared 01  
Smith, Rich 89  
Smith, Shayne 06, 07  
Smith, Willard 17  
Snedeker, Herb 70  
Snell, Brian 12  
Snell, C.J. 87, 88, 89  
Snell, James 26, 27, 28  
Snell, Jim 61, 62, 63  
Snell, Mike 66, 67, 68  
Snell, Tony 72, 73, 74  
Snider, Charles 42  
Snider, Clarence 71, 22, 23  
Snider, George 26, 27, 28  
Snider, Ryan 95, 96, 97  
Snively, Jack 55  
Snively, Mark 19, 20  
Snyder, Charles 61  
Snyder, Clod 11, 12  
Snyder, Dan 80, 81, 82  
Sochor, Derrick 94, 95, 96  
Sochor, Kevin 78, 79  
Sochor, Rudy 46  
Soland, Dirk 02, 03, 04  
Somerville 29  
Somerville, Doug 02, 03, 04  
Sommerwald, Chuck 77  
Soos, Mike 04, 05, 06  
Sorvalis, Pete 55, 56  
Sostarch, Jim 64, 65, 66  
Sparksman, Willie 62, 63, 64  
Sparking, Tom 49  
Spaur, Billy 03, 04  
Spencer, Drew 97, 98, 99  
Spigarello, Jim 84, 83  
Spigarello, Mark 85, 86, 87  
Sprik, David 64  
Spradling, Don 44  
Spradling, Luke 04, 05, 06  
Spradling, Jeff 74, 75, 76  
Springer, Charles 19  
Starr, Charles 19  
Stary, Joe 42, 43  
Stary, Paul 46  
Stasky, Josh 98, 99, 00  
St. Clair, Brady 10  
Stead, Trent 87, 88  
Steele, Bill 77, 78  
Steele, Everett 16, 17  
Steele, Floyd 59, 60  
Steele, Greg 82, 83, 84  
Steele, Jeff 82, 83, 84  
Steele, J.J. 92  
Steele, Jordan 58  
Steele, Kenny 58, 59  
Stemkowski, Vince 00, 01  
Stephens, Edwin 30, 31  
Stevenson, Alex 04, 05, 06  
Stewey, James 00  
Stewart, Blaine 98, 99, 00  
Stewart, Bob 77, 78

Stewart, Tyler 12  
Stillion, Tim 84, 85, 86  
St. John, Bob 42, 44  
St. John, Rick 41  
St. John, Ricky 86, 87, 88  
St. John, Wilbert 32, 33, 34  
Stolz, Bruce 64, 65, 66  
Stolz, Dirk 86, 87, 88  
Stolz, Greg 66, 67, 68  
Stolz, Jeff 67, 68, 69  
Strahl, Austin 29, 30  
Strahl, William 34  
Strahl, Wilmer 39, 40, 41  
Street, Ed 75  
Stroble, Charles 45  
Strusser, Chris 87  
Strusser, Ronnie 57, 58, 59  
Strusser, Tom 61  
Strusser, Tom 84, 85, 86  
Sturlenc, J. 47  
Studentic, Martin 42, 43  
Studentic, Steve 42, 43  
Suchy, Ernest 60  
Sulek, Luke 02, 03, 04  
Sulek, Nick 97, 98, 99  
Sullivan 58  
Sutton, Bill 46, 47, 48, 49  
Sutton, Bill 73, 74, 75  
Swallic, Bruce 03, 04, 05  
Swartz, J. 43, 44, 45  
Swoyer, Bill 03, 04, 05  
Swoyer, Kevin 90, 91, 92  
Sykes, Forrest 31, 32, 33, 34  
Sykes, Harry 45, 44

## T

Taylor 46  
Taylor, Ben 94, 95, 96  
Taylor, Bob 69, 70, 71  
Taylor, Don 68, 69, 70  
Taylor, Donovan 12  
Taylor, George 82, 83  
Taylor, Kim 70, 71, 72  
Taylor, Nathan 96, 97, 98  
Taylor, Zack 75  
Teasdale, Bill 58, 60  
Teasdale, Jack 43, 44, 45  
Teasdale, Jason 85, 86, 87  
Teasdale, Jeff 80, 81, 82  
Teater, Tom 78, 79  
Teleschi, Pat 84, 85, 86  
Tekely, Jeff 81, 82, 83  
Tekely, James 49, 50, 51  
Tellocci, Columbus 42  
Telliocci, Joe 46  
Tennant, Mike 84  
Terry, Bernard 42  
Tharp, Everett 25  
Tharp, Bob 79  
Thatcher, John 67, 68  
Thoburn, Byron 66, 67, 68  
Thoburn, Jim 68, 69, 70  
Thoburn, Lee 71, 72  
Thoburn, Rocky 98, 99, 00  
Thomson, Gene 46  
Thomson, Glenn 24, 25, 26  
Thomas, Bill 49, 50, 51  
Thomas, Cyrie 55, 56, 57  
Thomas, James 41  
Thomas, Louis 58, 59  
Thomas, Merlin 70  
Thorn 49  
Thornon, Jacob 12  
Tiler, Russell 21, 22  
Ticarich, Joe 91  
Timberlake, Bobby 93, 94, 95  
Timberlake, Kenny 74  
Timberlake, Tim 86, 87, 88  
Tipton, Caleb 06  
Tobaczky, Ty 06, 07, 08  
Tobin, Chuck 99, 00, 01  
Tobin, Dick 44, 45  
Tobin, Edward 73  
Tobin, Jack 45, 46, 47  
Tobin, Jim 69, 70  
Tobin, John 14, 15, 16  
Tolliver, Josh 08, 09, 10  
Tolliver, Derrick 05, 06, 07  
Tolliver, Mike 81, 82  
Tomlan, Joe 71, 72, 73  
Tomlan, John 74, 75, 76  
Tomlan, Mike 73, 74, 75  
Totka, George 39, 40  
Travis R. 68  
Traylinek, John 67  
Traylinek, Jordan 04, 05, 06  
Tredwell, Cody 12  
Trisler, Edward 20, 21, 22  
Trisler, Ed 34, 35  
Trisler, Nick 51, 52, 53  
Trisler, Albert 17  
Trischapp, John 16  
Truault, Virgil 47, 48, 49  
Tucco, Larry 70  
Tucco, Pete 44, 45  
Tucker, Randy 85, 86

Tucker, Charles 57, 58, 59, 60  
Tucker, Josh 02  
Turner, Charles 43, 44, 46  
Turner, Charles 50, 60, 61  
Turner, Donnie 69  
Tuttle, Kasey 08, 09  
Tuttle, Jason 91, 92, 93  
Tuttle, Josh 98, 99  
Tuttle, Lowell 49, 50, 51, 52  
Tuttle, Cody 01, 02, 03  
Tuttle, Tom 73, 74

## U

Upperman, Aaron 01, 02

## V

Valacikovic, Jason 93, 94, 95  
Valloric, Jay 86, 87, 88  
Valloric, Shawn 91, 92, 93  
Valloric, Stephen 22, 23, 24  
Van Camp, Charles 41, 42  
VanDyne, Kelly 11, 12, 13  
Vaneck, Carl 46, 47  
Vaneck, Jim 46, 47  
Vanfossen, Don 87  
Vannelle, James 31, 32, 33, 34  
Vannelle, Richard 78, 79  
Vasek, Albert 51, 52, 53  
Vasey, David 73, 74, 75  
Vasey, Eric 95, 96, 97  
Vasey, Glen 82, 83  
Vasey, Gregg 92, 93, 94  
Vasey, John 70, 71, 72  
Vasey, Kerry 78, 79, 80  
Vasey, Matt 02, 04  
Vasey, Randy 80, 81, 82  
Vasey, Russell 51  
Vasey, Tod 76, 77  
Vasey, Trey 97, 98, 99  
Vaverka, Joe 29, 30, 31  
Vavra, Tony 39  
Velt, Danny 28, 29  
Velt, George 39, 40  
Vingia, R. 39  
Vingia, Rich 68, 69, 70  
Vingia, Tony 94, 95  
Vinka 55  
Vinka, Anthony 09, 10, 11  
Vinka, Bill 79  
Vinka, Dom 11, 12  
Violet, Devin 9  
Violet, Keith 91, 94, 95  
Violet, Mike 88  
Vitalc, Billy 06, 07  
Vogt, Tom 46, 47  
Vollenman 31  
Volleman, Frederick 36, 37

## W

Wade, Charles 43, 44  
Wade, Ike 65, 66, 67  
Wade, James 39, 40  
Wagner, Henry 15, 16, 17  
Walker, Bernie 58, 59, 60  
Walker, Lurie 56, 57, 58  
Walker, Rich 81  
Walker, Wade 52, 53  
Wallace, Bill 05  
Wallace, Bob 65, 66, 67  
Wallace, Charles 30, 31  
Wallace, Kelly 77, 78  
Wallace, Michael 08, 09, 10  
Wallace, Mike 67, 68, 69  
Wallace, Tom 79  
Wallace, William 29  
Wallner, Derek 03, 04  
Wallner, Matt 99, 00, 01  
Wallner, Randy 78  
Wallner, Rodney 70, 71, 72  
Wallner, William 78  
Walters, Darrin 80  
Ward, Devin 08, 09, 10  
Ward, Donald 10  
Ward, Justin 01, 04, 05  
Ware, Kurt 08, 09, 10  
Warfield, John 27, 28  
Warner, Earl 47, 48  
Warner, Jeff 72, 73, 74  
Warner, Keith 77  
Wasko, Jim 68, 70  
Wassman, Charles 19  
Wassman, Jeff 17  
Werner 54  
Weber, John 85  
Weber, Josh 93, 94, 95  
Weber, Ray 82, 83  
Weekley, Donnie 78, 79  
Weekley, Matt 86  
Weekley, Mike 20, 01, 02  
Weekley, Jason 91, 92  
Weeks, Chris 97, 98, 99  
Weeks, Scott 87, 88  
Weis, Bob 52  
Weis, Robert 77, 78

Wells, Charles 71  
Westley, Lawrence 60, 61, 62  
West, Bob 74, 75, 76  
West, Bobby 98  
West, Joe 71  
West, Ray 66, 67, 68  
West, Seth 95, 96  
West, Tyler 11, 12  
Westlake, Hunter 11, 12  
Weithington, Gilbert 55, 56  
Wharton, John 27, 23  
Whitstone, Juwan 02, 11  
White 42, 43  
White, Chris 90, 91, 92  
White, Mark 81, 82  
Wiggins, Bob 66, 67, 68  
Wiggins, C. 68, 69  
Wiggins, Jason 00, 01, 02  
Wiggins, Pete 08, 09, 10  
Wiggins, Roger 78, 79  
Wiley, Barney 60, 70, 71  
Wiley, Charles 63  
Wilkes 53, 55  
Wilkie, Ronald 59  
Willerton, Bob 59, 60, 61  
Willis, Bob 45, 46  
Williams 42  
Williams, Clayton 00, 01, 02  
Williams, Lawrence 25, 26, 27  
Williams, Robby 97, 98  
Williams, Tom 66  
Williams, Vic 74, 75, 76  
Williamson, Harry 53, 54  
Wilson, B. 68  
Wilson, Dave 71, 72  
Wisvari 58  
Wisvary 40  
Witchey, Floyd 33, 34, 35, 36  
Witten, Bernie 46  
Wolgemuth, Leon 29, 30, 31, 32  
Wood, John 81  
Wondell, Ken 60, 61  
Woods, P. 85, 86, 87  
Woods, Scott 86, 87, 88  
Woodard, G. 69  
Wondland, Jeff 68, 69, 70  
Workman, Homer 42, 43, 44  
Wright, Bill 78, 79, 80  
Wright, Gary 72, 73, 74  
Wright, George 39, 40, 41  
Wright, Harry 73, 74  
Wright, Jerry 69, 70  
Wright, John 61  
Wright, Phillip 61  
Wyatt, Bill 58, 60, 61  
Wyckoff, Dennis

## X

Xenakis, George 70, 71, 72  
Xenakis, Paul 63

## Y

Yadrick, Tom 42, 43, 44  
Yates, Harold 47, 48, 49  
Yocum, Tommy 96  
Yon, Glen 80, 81, 82  
Yonson, Larry 62  
Yonson, Russell 92, 93  
Yost, Harry 26, 27  
Yost, Jason 02, 03  
Young, Devin 12  
Young, Jimmy 04, 05, 06  
Young, Jim 51, 52  
Youngblood, David 83, 84, 85  
Youngblood, James 87, 88, 89  
Youngkovich, Lou 39

## Z

Zacchini, Hugo 38, 39, 40, 41  
Zacchini, Mike 69, 70, 71  
Zacny, Sean 88, 89  
Zando, Zach 07  
Zanzalo, Pete 36  
Zbyski, John 54, 55, 56  
Zelous, C.J. 91, 94, 95  
Zonker, Mark 88, 89, 90  
Zonker, Nathan 06  
Zonker, Terry 79, 80, 81  
Zugha, Charles 32, 33  
Zurek, Larry 55, 56, 57

## APPENDIX: 07, 08, 11

The above list includes players from the 1909 to 2012 teams. These names were gathered from old football programs and yearbooks, and many were incomplete or inaccurate in their listings. We understand that, and hope you do, too. Should you know of an error in spelling, name, or year, please contact Tom Rainiak at (676) 6166 and we'll get them corrected for the 2014 program.

# CAREER BESTS

## PASSING (1000 yards minimum) **7348**

Nate Davis	<del>7938</del> yards
2002, 2003, 2004, 2005	
Jose' Davis	6769 yards
1993, 1994, 1995	
Ty Masciarelli	5603 yards
1995, 1996, 1997	
Spencer Badia	<b>7612</b> <del>5347</del> yards
2011, 2012, <b>2013</b>	
Scott Woods	4252 yards
1986, 1987, 1988	
Nick Rocchio	3838 yards
2004, 2005, 2006	
Ryan Feller	3799 yards
2007, 2008, 2009	
Matt Materkoski	3659 yards
1998, 1999, 2000	
Chad Magistro	2862 yards
1989, 1990, 1991	
Anthony Rocchio	2318 yards
2008, 2010	
Chris Lednik	2308 yards
1996, 1997, 1998	
Ed Price	2178 yards
1969, 1970, 1971	
Mike Call	2115 yards
1990, 1991, 1992	
Dom Liberati	1443 yards
2001, 2002	
Mike Sherwood	1400 yards
1964, 1965, 1966	
Scot Maffe	1318 yards
1982, 1983, 1984	
Mike Balsei	1109 yards
1981, 1982, 1983	

## RECEIVING (800 yards minimum)

Joey Galloway	2334 yards
1987, 1988, 1989	
Trey Masciarelli	2207 yards
2004, 2005, 2006	
Scott Coyne	1764 yards
1991, 1992, 1993	
Ben Taylor	1679 yards
1994, 1995, 1996	
Richie Materkoski	1610 yards
1995, 1996, 1997	
Ty Tobiczyk	1406 yards
2006, 2007, 2008	
Nick Patrone	<b>2061</b> <del>1334</del> yards
2010, 2011, 2012, <b>2013</b>	
Dusty Kinder	1318 yards
1993, 1994, 1995	
Devin Ward	1309 yards
2008, 2009, 2010	
Manny Ray	1199 yards
2010, 2011	
Drew Spencer	1009 yards
1997, 1998, 1999	
Maurice Jeffreys	948 yards
2001, 2002, 2003	
Ryan Padgett	924 yards
2001, 2002, 2003	
Levi Crozier	885 yards
2007, 2008, 2009	

## RECEIVING (Continued)

Todd Kinder	878 yards
1982, 1983, 1984	
Frankie Hibbitts	857 yards
1997, 1998, 1999	
Mike Fisher	855 yards
2002, 2003, 2004	
Clint Lekanudos	816 yards
1995, 1996, 1997	
Greg Jones	813 yards
1970, 1971, 1972	

## RUSHING (1000 yards minimum)

Scott Pitts	2092 yards
1992, 1993, 1994	
Jeff Dye	2040 yards
1974, 1975, 1976	
Phil Green	1793 yards
1985, 1986, 1987	
Mike Honeycutt	1763 yards
1986, 1987, 1988	
Mike Materkoski	1759 yards
1980, 1981, 1982	
Clint Lekanudos	1752 yards
1995, 1996, 1997	
Rich Mamie	1676 yards
1993, 1994, 1995	
Ken Roth	1503 yards
1996, 1997, 1998	
Brock Redman	1411 yards
2001, 2002, 2003	
Mike Fisher	1350 yards
2002, 2003, 2004	
Jayson Keyser	1329 yards
2004, 2005	
John Calhoun	1295 yards
1990, 1991, 1992	
Ron Lee	1242 yards
1968, 1969, 1970	
Jim Nemec	1200 yards
1954	
<del>Mike Fisher</del>	<del>1173</del> yards
<del>2002, 2003</del>	
Paul Xenakis	1058 yards
1963	
Courtney Redman	1037 yards
1998, 1999, 2000	
Dirk Fitch	1015 yards
1976, 1977, 1978	
Bob Roth	1024 yards
1993, 1994, 1995	

UPDATED: 07.07.13

**Thank You**  
**To All Our**  
**Advertisers**  
 The Athletic Dept.

# CAREER BESTS

TACKLES (200 tackles minimum)		SCORING (125 points minimum)	
Rich Mamie 1993, 1994, 1995	515 tackles	Rich Mamie 1993, 1994, 1995	282 points
Jordan Traylinek 2004, 2005, 2006	396 tackles	Jayson Keyser 2004, 2005, 2006	226 points
Ben Taylor 1994, 1995, 1996	378 tackles	Trey Masciarelli 2004, 2005, 2006	222 points
Scott Antonik 2002, 2003, 2004	293 tackles	Clint Lekanudos 1995, 1996, 1997	218 points
Mark Doyle 1983, 1984, 1985	291 tackles	Jim Nemec 1951, 1952, 1953, 1954	204 points
Bob Kreiter 1968, 1969, 1970	257 tackles	Joey Galloway 1987, 1988, 1989	200 points
Frederick Kimbro 2003, 2004, 2005	254 tackles	Mike Materkoski 1980, 1981, 1982	181 points
Nathan Taylor 1996, 1997, 1998	243 tackles	Nate Davis 2002, 2003, 2004, 2005	174 points
Roger Peters 1997, 1998, 1999	237 tackles	Jeff Dye 1974, 1975, 1976	172 points
Bob Roth 1993, 1994, 1995	237 tackles	Scott Pitts 1992, 1993, 1994	161 points
Lance Mehl 1973, 1974, 1975	235 tackles	Ron Lee 1968, 1969, 1970	144 points
Ross Johnson 2004, 2005, 2006	232 tackles	Justin Homer 1996, 1997, 1998, 1999	143 points
Chuck Mehl 1977, 1978, 1979	232 tackles	Ken Roth 1996, 1997, 1998	138 points
Bryan Mancini 2001, 2002, 2003	221 tackles	<del>Jayson Keyser 2004, 2005</del>	<del>132 points</del>
Brent Smith 1990, 1991, 1992	217 tackles	Mike Fisher 2002, 2003, 2004	132 points
Jeremy Lemley 1994, 1995, 1996	209 tackles	Scott Coyne 1991, 1992, 1993	128 points
<del>Jordan Traylinek 2004, 2005</del>	<del>214 tackles</del>	Mike Sechrest 1989, 1990, 1991	126 points
Josh Tolliver 2008, 2009, 2010	213 tackles		
Dan Mlynek 1971, 1972, 1973	209 tackles		
Rich Materkoski 1975, 1976, 1977	204 tackles		

UPDATED: 07.14.12

# P Y T L A K

## BARBER SHOP

3143 BELMONT STREET  
BELLAIRE, OHIO

676-2345

# CAREER BESTS

PASSING (1000 yards minimum)	
Nate Davis	7938 yards
2002, 2003, 2004, 2005	
Jose' Davis	6769 yards
1993, 1994, 1995	
Ty Masciarelli	5603 yards
1995, 1996, 1997	
Spencer Badia	5347 yards
2011, 2012	
Scott Woods	4252 yards
1986, 1987, 1988	
Nick Rocchio	3838 yards
2004, 2005, 2006	
Ryan Feller	3799 yards
2007, 2008, 2009	
Matt Materkoski	3659 yards
1998, 1999, 2000	
Chad Magistro	2862 yards
1989, 1990, 1991	
Anthony Rocchio	2318 yards
2008, 2010	
Chris Lednik	2308 yards
1996, 1997, 1998	
Ed Price	2178 yards
1969, 1970, 1971	
Mike Call	2115 yards
1990, 1991, 1992	
Dom Liberati	1443 yards
2001, 2002	
Mike Sherwood	1400 yards
1964, 1965, 1966	
Scot Maffe	1318 yards
1982, 1983, 1984	
Mike Balsel	1109 yards
1981, 1982, 1983	

RECEIVING (800 yards minimum)	
Joey Galloway	2334 yards
1987, 1988, 1989	
Trey Masciarelli	2207 yards
2004, 2005, 2006	
Scott Coyne	1764 yards
1991, 1992, 1993	
Ben Taylor	1679 yards
1994, 1995, 1996	
Richie Materkoski	1610 yards
1995, 1996, 1997	
Ty Tobiczky	1406 yards
2006, 2007, 2008	
Nick Patrone	1334 yards
2010, 2011, 2012	
Dusty Kinder	1318 yards
1993, 1994, 1995	
Devin Ward	1309 yards
2008, 2009, 2010	
Manny Ray	1199 yards
2010, 2011	
Drew Spencer	1009 yards
1997, 1998, 1999	
Maurice Jeffreys	948 yards
2001, 2002, 2003	
Ryan Padgett	924 yards
2001, 2002, 2003	
Levi Crozier	885 yards
2007, 2008, 2009	

RECEIVING (Continued)	
Todd Kinder	878 yards
1982, 1983, 1984	
Frankie Hibbits	857 yards
1997, 1998, 1999	
Mike Fisher	855 yards
2002, 2003, 2004	
Clint Lekanudos	816 yards
1995, 1996, 1997	
Greg Jones	813 yards
1970, 1971, 1972	
RUSHING (1000 yards minimum)	
Scott Pitts	2092 yards
1992, 1993, 1994	
Jeff Dye	2040 yards
1974, 1975, 1976	
Phil Green	1793 yards
1985, 1986, 1987	
Mike Honeycutt	1763 yards
1986, 1987, 1988	
Mike Materkoski	1759 yards
1980, 1981, 1982	
Clint Lekanudos	1752 yards
1995, 1996, 1997	
Rich Mamie	1676 yards
1993, 1994, 1995	
Ken Roth	1503 yards
1996, 1997, 1998	
Brock Redman	1411 yards
2001, 2002, 2003	
Mike Fisher	1350 yards
2002, 2003, 2004	
Jayson Keyser	1329 yards
2004, 2005	
John Calhoun	1295 yards
1990, 1991, 1992	
Ron Lee	1242 yards
1968, 1969, 1970	
Jim Nemeec	1200 yards
1954	
Mike Fisher	1173 yards
2002, 2003	
Paul Xenakis	1058 yards
1963	
Courtney Redman	1037 yards
1998, 1999, 2000	
Dirk Fitch	1015 yards
1976, 1977, 1978	
Bob Roth	1024 yards
1993, 1994, 1995	

UPDATED: 07.0

TACKLES (200 tackles minimum)	
Rich Mamie	515 tackles
1993, 1994, 1995	
Jordan Traylinek	396 tackles
2004, 2005, 2006	
Ben Taylor	378 tackles
1994, 1995, 1996	
Scott Antonik	293 tackles
2002, 2003, 2004	
Mark Doyle	291 tackles
1983, 1984, 1985	
Bob Kreiter	257 tackles
1968, 1969, 1970	
Frederick Kimbro	254 tackles
2003, 2004, 2005	
Nathan Taylor	243 tackles
1996, 1997, 1998	
Roger Peters	237 tackles
1997, 1998, 1999	
Bob Roth	237 tackles
1993, 1994, 1995	
Lance Mehl	235 tackles
1973, 1974, 1975	
Ross Johnson	232 tackles
2004, 2005, 2006	
Chuck Mehl	232 tackles
1977, 1978, 1979	
Bryan Mancini	221 tackles
2001, 2002, 2003	
Brent Smith	217 tackles
1990, 1991, 1992	
Jeremy Lemley	209 tackles
1994, 1995, 1996	
Jordan Traylinek	214 tackles
2004, 2005	
Josh Tolliver	213 tackles
2008, 2009, 2010	
Dan Mlynek	209 tackles
1971, 1972, 1973	
Rich Materkoski	204 tackles
1975, 1976, 1977	

SCORING (125 points minimum)	
Rich Mamie	282 points
1993, 1994, 1995	
Jayson Keyser	226 points
2004, 2005, 2006	
Trey Masciarelli	222 points
2004, 2005, 2006	
Clint Lekanudos	218 points
1995, 1996, 1997	
Jim Nemeec	204 points
1951, 1952, 1953, 1954	
Joey Galloway	200 points
1987, 1988, 1989	
Mike Materkoski	181 points
1980, 1981, 1982	
Nate Davis	174 points
2002, 2003, 2004, 2005	
Jeff Dye	172 points
1974, 1975, 1976	
Scott Pitts	161 points
1992, 1993, 1994	
Ron Lee	144 points
1968, 1969, 1970	
Justin Homer	143 points
1996, 1997, 1998, 1999	
Ken Roth	138 points
1996, 1997, 1998	
Jayson Keyser	132 points
2004, 2005	
Mike Fisher	132 points
2002, 2003, 2004	
Scott Coyne	128 points
1991, 1992, 1993	
Mike Sechrest	126 points
1989, 1990, 1991	

UPDATED: 07.14.12




**Phil Widmor**  
General Manager  
310 28th St  
Bellaire, Ohio 43906  
Tel 740-671-9588

**DR. JOSEPH BANNON**  
Optometrist

*Complete Vision Care*

1021 National Rd., Wheeling, WV 26003  
234-4455  
3372 Belmont St., Bellaire, OH 43950  
676-2574

# SEASON TOP TEN PERFORMERS

## LEADING AVERAGE KICKOFF

1. Gary Homer '71 - 55.9
2. Bryan Ramsay '86 - 55.8
3. Bryan Ramsay '85 - 54.3
4. Mark Mason '94 - 53.7
5. Mike Materkoski '82 - 53.5
5. Paul Marchese '73 - 53.5
7. JoJo Campbell '78 - 53.4
8. Nick Perko '05 - 52.9
9. Bryan Ramsay '84 - 52.7
10. JoJo Campbell '77 - 52.6

NONE

## LEADING AVERAGE PUNTERS

1. Tyler Rose '08 - 37.7
2. Glenn Dawson '83 - 36.5
3. Nick Perko '06 - 36.3
4. Nick Perko '05 - 36.2
5. Ben Taylor '96 - 36.1
6. Dan Mlynec '73 - 35.7
7. John LaRoche '87 - 35.6
8. Hunter Westlake '11 - 35.4
9. Bob Monohan '81 - 35.3
10. Bob DeLelles '82 - 35.2
10. Lance Mehl '75 - 35.2

UPDATED: 07.14.12

### 2013 - Reserve Football Schedule

Mon., Sept. 2	Steub. Central	Away	5:00
Mon., Sept. 9	John Marshall	Home	5:00
Mon., Sept. 16	Shadyside	Away	5:00
Mon., Sept. 23	Edison	Away	5:30
Mon., Sept. 30	Buckeye Local	Home	5:00
Mon., Oct. 7	Indian Creek	Home	5:00
Mon., Oct. 14	St. Clairsville	Away	5:30
Mon., Oct. 21	Harrison Central	Away	6:00
Mon., Oct. 28	Union Local	Home	5:00

### 2013 - 8th Grade Football Schedule

Tues., Aug. 27	Shadyside	Home	5:00
Mon., Sept. 2	St. Michaels	Home	11:30
Wed., Sept. 11	St. John	Home	5:00
Tues., Sept. 17	Indian Creek	Away	6:30
Tue., Sept. 24	Union Local	Away	5:00
Tue., Oct. 1	St. Clairsville	Home	5:00
Tues., Oct. 8	Bridgeport	Away	5:00
Tues., Oct. 15	Martins Ferry	Home	5:00

### 2013 - 7th Grade Football Schedule

Wed., Aug. 28	Shadyside	Away	5:00
Mon., Sept. 2	St. Michaels	Home	10:00
Thur., Sept. 12	Union Local	Away	5:00
Tues., Sept. 17	Indian Creek	Away	5:00
Wed., Sept. 25	OPEN		
Wed., Oct. 2	St. Clairsville	Home	5:00
Wed., Oct. 9	Beaver Local	Home	5:00
Wed., Oct. 16	OPEN		

### 2013 - Junior High Volleyball Schedule

*(All games will be played at the Middle School)*

Tues., Aug. 27	Barnesville	Home	5:30
Thur., Aug. 29	St. Clairsville	Home	5:30
Wed., Sept. 4	Martins Ferry	Home	5:30
Thur., Sept. 5	Shadyside	Home	5:30
Wed., Sept. 11	Union Local	Home	5:30
Tues., Sept. 10	Beallsville	Away	5:30
Mon., Sept. 16	Martins Ferry	Away	5:30
Wed., Sept. 18	Bridgeport	Away	5:30
Thur., Sept. 19	Union Local	Away	5:30
Mon., Sept. 23	Barnesville	Away	5:30
Thur., Sept. 26	St. Clairsville	Away	5:30
Mon., Sept. 30	Bridgeport	Home	5:30
Tues., Oct. 1	Buckeye Trail	Home	5:30
Thur., Oct. 3	Beallsville	Home	5:30
Mon., Oct. 7	Shadyside	Away	5:30





# COACHES' WINNING %

Coach	Winning %	Record	Years Coached
Sears, Alfred	90%	27-1-2	1924-26
Glenn, Albert	85%	17-3-0	1936-37
Rogers, S.G.	80%	4-1-0	1918
Wright, Charles	79%	23-6-0	1927-29
Rutan, Bartley	75%	30-6-4	1930-33
Magistro, John	70%	181-76-0	1984-06
Niemiec, John	69%	33-13-2	1938-42
Galberach, Bill	69%	27-7-5	1920-23
Estabrook, J.R.	68%	17-5-3	1913-15
Sherwood, Mike	65%	26-12-2	1980-83
Bonar, Reyman	63%	61-29-7	1949-58
Ault, Don	60%	49-26-6	1959-66
Olsavsky, William	59%	59-35-6	1970-79
Mount, James B.	56%	10-7-1	1916-17
Layman, Gosnell	56%	5-2-2	1919
Foti, Jim	52%	27-25	2009-2013
Davis, Jose	49%	10-9-1	1944-45
Varner, Martin	45%	20-21-0	2009-2012
Battelle, Gordon	43%	9-9-2	1934-35
Dixon, James	42%	3-4-0	1910
Loomis, W.W.	35%	13-14-4	1943, 1946-47
Sharkey, Rudy	33%	6-9-2	1911-12
Lane, Cyril	33%	10-18-2	1967-69
No Coach	33%	3-6-0	1948
Bonar, Gregg	20%	4-6-2	1908-09
		4-16-0	2007-08
TOTAL	62%	658-345-53	1908-2013

1045 Games

1056

UPDATED: 07.06.13

# M & M SALES

**Francis E. Mellott,**  
Owner

*Distributor of*

*Castle*

*and*

*Korkay Waxes,*

*Cleaners,*

*and Additives*

**3470 Belmont Street  
Bellaire, Ohio 43906**

**740-676-1210**

## Jacob & Sons Quality Meats

306 Center Street, P.O. Box 217, Martins Ferry, OH 43935 • 633-3091

Business Hours: Mon.-Fri. 8:00AM-4:00PM • Sat. 8:00AM-12:00PM

Visit us on the web @ [www.jacobandsonsmeat.com](http://www.jacobandsonsmeat.com)

Twitter: @JacobMeats306 Facebook: [www.facebook.com/JacobMeats306](http://www.facebook.com/JacobMeats306)

# COACHES AND RECORDS

Coach	Year	Record	Win. %
No Coach	1908	2-3-2	
	1909	<u>2-3-0</u> 4-6-2	33%
Battelle, Gordon	1910	3-4-0	43%
Loomis, W.W.	1911	3-4-1	
	1912	<u>3-5-1</u> 6-9-2	35%
Estabrook, J.R.	1913	4-1-2	
	1914	9-0-1	
	1915	<u>4-4-0</u> <u>17-5-3</u>	68%
Mount, James B.	1916	7-2-0	
	1917	<u>3-5-1</u> 10-7-1	56%
Rogers, S.G.	1918	4-1-0	80%
Layman, Gosnell	1919	5-2-2	56%
Galberach, Bill	1920	8-1-0	
	1921	8-0-2	
	1922	4-4-2	
	1923	<u>7-2-1</u> 27-7-5	69%
Sears, Alfred	1924	9-1-0	
	1925	9-0-1	
	1926	<u>9-0-1</u> 27-1-2	90%
Wright, Charles	1927	7-2-0	
	1928	9-1-0	
	1929	<u>7-3-0</u> 23-6-0	79%
Rutan, Bartley "Bart"	1930	7-1-2	
	1931	7-3-0	
	1932	8-1-1	
	1933	<u>8-1-1</u> 30-6-4	75%
Varner, Martin	1934	3-5-2	
	1935	<u>6-4-0</u> 9-9-2	45%
Glenn, Albert "Sleepy"	1936	9-1-0	
	1937	<u>8-2-0</u> 17-3-0	85%
Niemiec, John "Butch"	1938	9-1-0	
	1939	7-2-1	
	1940	8-1-0	
	1941	7-2-0	
	1942	<u>2-7-1</u> 33-13-2	69%

Coach	Year	Record	Win. %
Dixon, James	1943	2-5-2	
	1946	9-1-1	
	1947	<u>2-8-1</u> 13-14-4	42%
Foti, Jim	1944	4-6-0	
	1945	<u>6-3-1</u> 10-9-1	50%
Layne, Cyril	1948	3-6-0	33%
Bonar, Reyman "Bud"	1949	4-4-1	
	1950	8-0-1	
	1951	3-6-1	
	1952	6-3-1	
	1953	7-3-0	
	1954	9-0-1	
	1955	7-3-0	
	1956	4-5-1	
	1957	6-3-0	
	1958	<u>7-2-1</u> 61-29-7	63%
Ault, Don	1959	5-5-0	
	1960	3-6-1	
	1961	3-7-0	
	1962	7-2-2	
	1963	6-3-1	
	1964	9-1-0	
	1965	7-1-2	
	1966	<u>9-1-0</u> 49-26-6	60%
Sharkey, Rudy	1967	2-8-0	
	1968	5-4-1	
	1969	<u>3-6-1</u> 10-18-2	33%
Olsavsky, William "Jake"	1970	8-1-1	
	1971	5-5-0	
	1972	7-3-0	
	1973	7-2-1	
	1974	7-2-1	
	1975	9-1-0	
	1976	5-5-0	
	1977	5-4-1	
	1978	3-6-1	
	1979	<u>3-6-1</u> 59-35-6	59%
Sherwood, Mike	1980	8-1-1	
	1981	8-2-0	
	1982	6-4-0	
	1983	<u>4-5-1</u> 26-12-2	65%

Coach	Year	Record	Win. %
Magistro, John	1984	6-4-0	
	1985	5-5-0	
	1986	5-5-0	
	1987	8-2-0	
	1988	9-1-0	
	1989	1-9-0	
	1990	4-6-0	
	1991	5-5-0	
	1992	9-1-0	
	1993	8-3-0	
	1994	9-1-0	
	1995	13-1-0	
	1996	13-1-0	
	1997	12-1-0	
	1998	7-3-0	
	1999	7-3-0	
	2000	8-3-0	
	2001	3-7-0	
	2002	4-6-0	
	2003	11-3-0	
	2004	8-4-0	
	2005	13-1-0	
	2006	<u>13-1-0</u> 181-76-0	70%
Bonar, Gregg	2007	0-10-0	
	2008	<u>4-6-0</u> 4-16-0	20%
Davis, Jose	2009	1-9-0	
	2010	6-4-0	
	2011	5-5-0	
	2012	<u>8-3-0</u> 20-21-0	49%

OVERALL WON/LOSS RECORD:  
651-341-53

TOTAL GAMES PLAYED:  
1045

OVERALL WINNING PERCENTAGE:  
62%

658-345-53  
1056



2013  
7-4-0  
27-25-0  
52%

UPDATED: 07.06.13



On Your Side\*

**Bob Sabo**, LUTCF

Agent

Bob Sabo Insurance

Nationwide Insurance and Financial Services

323 Crescent Street, Bellaire, OH 43906

Tel 740-676-5721 • Tel 740-695-3363

Fax 740-676-7790 • sabor1@nationwide.com

Securities offered through Nationwide Securities, LLC, member FINRA, SIPC.

DBA Nationwide Advisory Services, Inc. in AR, FL, IL, NY, TX, and WY.

Representative of Nationwide Life Insurance Company, affiliated companies and other companies.

*Good Luck  
Big Reds*

# 651 CAREER WINS

UPDATED: 07.06.1

**BEST DEFENSIVE TEAMS**  
(Based on points given up)

yr	Games	Points	Year	Games	Points
33	10	12	1943	9	119
21	10	13	1912	9	120
19	9	21	1980	10	122
13	7	21	1992	10	123
29	10	26	1986	10	130
32	10	26	1987	10	131
30	10	26	1922	10	134
27	9	27	1982	10	137
70	10	30	1947	11	140
28	10	30	1957	9	140
24	10	31	1994	10	142
36	10	32	2005	14	143
26	10	32	1996	14	143
14	10	32	1956	10	147
38	10	34	1997	13	149
18	5	34	1990	10	155
25	10	38	1952	10	157
37	10	39	1951	10	162
16	9	39	1971	10	165
20	9	40	1999	10	166
09	5	44	1998	10	169
46	11	46	1968	10	178
39	10	47	1985	10	183
10	7	49	1984	10	183
64	10	50	1978	10	186
75	10	54	2000	11	188
65	10	54	1991	10	189
31	10	55	1948	9	189
46	10	58	1961	10	203
40	9	58	2002	10	204
23	10	67	1969	10	204
41	9	63	2003	14	211
50	9	64	1942	10	218
11	8	65	1989	10	219
58	10	65	2004	12	234
45	10	65	1967	10	234
08	7	69	1995	14	241
49	9	70	2006	14	245
35	10	70	2008	10	259
54	10	71	2011	10	294
73	10	72	2010	10	316
34	10	72	2001	10	309
17	9	74	2012	11	324
88	10	86	2007	10	325
53	10	87	2009	10	375
44	10	88			
174	10	89			
172	10	89			
177	10	91			
155	10	92			
163	10	93			
115	8	99			
179	10	105			
160	10	105			
162	11	107			
181	10	107			
183	10	112			
176	10	114			
159	10	114			
193	11	119			

2013  
11  
265



UPDATED: 07.06

**YEAR-BY-YEAR TOTALS**

Year	Points Scored	Points Allowed	W-L%	Year	Points Scored	Points Allowed	W-L%
1908	15	69	29%	1968	177	178	50%
1909	28	44	40%	1969	149	204	30%
1910	26	49	43%	1970	235	30	80%
1911	46	65	38%	1971	184	165	50%
1912	93	120	33%	1972	212	89	70%
1913	109	21	57%	1973	193	72	70%
1914	326	32	90%	1974	129	89	70%
1915	120	99	50%	1975	198	54	90%
1916	266	39	78%	1976	140	114	50%
1917	52	74	33%	1977	110	91	50%
1918	72	34	80%	1978	106	186	30%
1919	150	21	56%	1979	76	105	30%
1920	183	40	89%	1980	157	122	80%
1921	247	13	80%	1981	180	107	80%
1922	96	134	40%	1982	155	137	60%
1923	133	62	70%	1983	163	112	40%
1924	215	31	90%	1984	168	183	60%
1925	245	38	90%	1985	153	183	50%
1926	208	32	90%	1986	176	130	50%
1927	101	27	78%	1987	215	131	80%
1928	218	30	90%	1988	292	86	90%
1929	206	26	70%	1989	118	219	10%
1930	158	26	70%	1990	129	155	40%
1931	83	55	70%	1991	160	189	50%
1932	182	26	80%	1992	278	123	90%
1933	157	12	80%	1993	237	119	73%
1934	70	72	30%	1994	312	142	90%
1935	114	70	60%	1995	521	241	93%
1936	248	32	90%	1996	370	143	93%
1937	203	39	80%	1997	555	149	92%
1938	180	34	90%	1998	265	169	70%
1939	164	47	70%	1999	281	166	70%
1940	274	58	89%	2000	306	188	73%
1941	136	63	78%	2001	153	309	30%
1942	82	218	20%	2002	176	204	40%
1943	95	119	22%	2003	374	211	79%
1944	60	88	40%	2004	321	234	67%
1945	156	65	60%	2005	519	143	93%
1946	151	46	82%	2006	495	245	93%
1947	45	140	18%	2007	116	325	0%
1948	114	189	33%	2008	204	259	40%
1949	171	70	44%	2009	187	375	10%
1950	198	64	89%	2010	247	316	60%
1951	177	162	30%	2011	273	294	50%
1952	286	157	60%	2012	332	324	73%
1953	178	87	70%				
1954	303	71	90%				
1955	177	92	70%				
1956	124	147	40%				
1957	166	140	67%				
1958	162	65	70%				
1959	176	114	50%				
1960	93	105	30%				
1961	124	203	30%				
1962	205	107	64%				
1963	169	93	60%				
1964	185	50	90%				
1965	192	54	70%				
1966	457	58	90%				
1967	93	234	20%				

2013 325-265  
64%




UPDATED: 07.06.13

**WINNING %**

Year	Games	W/L%	Year	Games	W/L%
2006	14	93%	1952	10	60%
2005	14	93%	1945	10	60%
1996	14	93%	1935	10	60%
1995	14	93%	1913	7	57%
1997	13	92%	1919	9	56%
1994	10	90%	2011	10	50%
1992	10	90%	1991	10	50%
1988	10	90%	1986	10	50%
1975	10	90%	1985	10	50%
1966	10	90%	1977	10	50%
1964	10	90%	1976	10	50%
1954	10	90%	1971	10	50%
1938	10	90%	1968	10	50%
1936	10	90%	1959	10	50%
1928	10	90%	1915	8	50%
1926	10	90%	1949	9	44%
1925	10	90%	1910	7	43%
1924	10	90%	2008	10	40%
1914	10	90%	2002	10	40%
1950	9	89%	1990	10	40%
1940	9	89%	1983	10	40%
1920	9	89%	1956	10	40%
1946	11	82%	1944	10	40%
1987	10	80%	1922	10	40%
1981	10	80%	1909	5	40%
1980	10	80%	1911	8	38%
1970	10	80%	1948	9	33%
1937	10	80%	1917	9	33%
1933	10	80%	1912	9	33%
1932	10	80%	2001	10	30%
1921	10	80%	1979	10	30%
1918	5	80%	1978	10	30%
2003	14	79%	1969	10	30%
1941	9	78%	1961	10	30%
1927	9	78%	1960	10	30%
1916	9	78%	1951	10	30%
2012	11	73%	1934	10	30%
2000	11	73%	1908	7	29%
1993	11	73%	1943	9	22%
1999	10	70%	1967	10	20%
1998	10	70%	1942	10	20%
1974	10	70%	1947	11	18%
1973	10	70%	2009	10	10%
1972	10	70%	1989	10	10%
1965	10	70%	2008	10	0%
1958	10	70%			
1955	10	70%			
1953	10	70%			
1939	10	70%			
1931	10	70%			
1930	10	70%			
1929	10	70%			
1923	10	70%			
2004	12	67%			
1957	9	67%			
1962	11	64%			
2010	19	60%			
1984	10	60%			
1982	10	60%			
1963	10	60%			

2013 11 64%



UPDATED: 07.06.13



**SIEBIEDA ARCHITECTS** - A Full Service Architectural Firm  
 LARRY A. SIEBIEDA, AIA, NCARB - OH Reg #9109671 WV Cert #2545  
 Suite 709, Chase Bank Building, 3201 Belmont Street, Bellaire, OH 43906  
 Fax 740.66.1068 • Office 740.676.3700 • Cell 740.281.4563  
 Email lsarchitects@sbcglobal.net • www.LarrySiebiedaArchitects.com

# COMPOSITE RECORDS

FIRST MET	WON	LOST	TIE	MOST POINTS SCORED	MOST POINTS GIVE UP	FIRST MET	WON	LOST	TIE	MOST POINTS SCORED	MOST POINTS GIVE UP	FIRST MET	WON	LOST	TIE	MOST POINTS SCORED	MOST POINTS GIVE UP	FIRST MET	WON	LOST	TIE	MOST POINTS SCORED	MOST POINTS GIVE UP	
AKRON CENTRAL HOWLER	2	0	0	60	0	COLUMBUS BISHOP READY	3	0	0	48	14	MEADOWBROOK	4	0	0	35	22	TORONTO	2	1	0	32	29	
AKRON COPLEY	1	0	0	26	6	COLUMBUS EAST	1	1	1	46	27	MENTOR	0	1	0	12	54	TRIADELPHIA	15	3	1	66	25	
AKRON ELLET	1	0	0	39	26	COSHIOCTON	1	0	0	21	8	MINGO	3	0	0	47	7	TUSKY VALLEY	1	0	0	22	6	
AKRON GARFIELD	1	0	0	53	0	CUYAHOGA HEIGHTS	0	1	0	14	42	MONACA	1	0	0	39	0	TYLER CONSOLIDATED	4	0	0	56	28	
ALQUIPPA	0	2	0	0	27	DAYTON JEFFERSON	1	0	0	32	20	MOUNDSVILLE	27	13	2	75	33	UNION LOCAL	1	0	0	53	46	
ALLEGHENY ACADEMY	1	0	0	46	0	DAYTON PATTERSON	1	0	0	24	7	NELSONVILLE-YORK	1	0	0	39	6	URICHSVILLE	3	0	0	44	7	
ALUMMI	1	0	0	3	0	DOVER	5	2	0	34	34	NEWARK	0	0	1	8	8	UTICA	0	1	0	28	35	
AMBRIDGE	1	1	0	32	16	EAST KNOX	1	0	0	21	6	NEWARK CATHOLIC	1	0	0	29	29	VERSAILLES	0	1	0	44	50	
AMSTERDAM	1	0	0	27	0	EAST LIBERTY	1	0	0	27	7	NEWARK LICKING VALLEY	1	0	0	12	7	WASHINGTON	1	4	0	26	28	
ATHENS	1	0	0	32	12	EAST LIVERPOOL	22	7	1	66	34	NEWBURY	1	0	0	33	6	WASHINGTON (DC) THEODORE ROOSEVELT	2	0	0	39	13	
BARBERTON	0	1	0	7	25	EDISON	2	2	0	34	27	NEW LEXINGTON	1	0	0	45	7	WEIRTON	5	12	0	42	33	
BARNESVILLE	3	0	0	104	14	EDISON SOUTH	1	6	0	47	36	NEW PHILADELPHIA	16	22	2	53	44	WELLSBURG	2	2	0	58	24	
BEAVER LOCAL	4	2	0	55	56	ELLIOTT	0	0	2	0	0	1911	16	22	2	53	44	WELLSTON	1	0	0	40	6	
BENWOOD UNION	15	3	2	46	19	ERIE ACADEMY	0	1	0	11	12	NORTH CANTON HOOVER	0	1	0	0	15	7	WELLSVILLE	5	1	2	41	9
BLU MARY FRESHMEN	1	0	0	24	7	FOLLANSBEE	1	0	0	59	6	ORRVILLE	1	0	0	48	34	WESTFALL	2	0	0	37	26	
BRENTWOOD (PA)	2	0	0	35	28	FORD CITY	1	0	0	21	20	PAINESVILLE	1	0	0	14	0	WEST HOLMES	3	1	0	34	35	
BRIDGEPORT	23	2	2	62	14	GALLIPOLIS	1	0	0	27	0	PIKLION	1	0	0	34	22	WHEELING	39	22	9	70	40	
BROOKF	9	8	1	42	55	GARFIELD HEIGHTS	2	0	0	59	12	RIVER	6	2	0	48	21	WHEELING CENTRAL	14	5	2	35	56	
BUCKEYE LOCAL	4	5	0	45	64	GERMANTOWN VALLEY VIEW	0	2	0	19	37	SALEM	1	1	0	44	19	WHEELING PARK	10	15	0	39	38	
BURGETTSTOWN	3	0	1	39	0	HARRISON CENTRAL	3	0	0	50	44	SANDUSKY	0	1	0	13	22	WINTERSVILLE	5	10	1	28	57	
CADIZ	0	1	0	0	6	INDIAN CREEK	5	5	0	49	42	SHADYSIDE	24	3	3	54	54	WOODSFIELD	4	1	0	39	22	
CAMBRIDGE	31	11	1	49	35	INDIAN VALLEY	2	0	0	46	15	SHINSTON	1	0	0	27	0	YORKVILLE	1	0	0	44	0	
CAMFRON	3	0	0	38	12	IRONTON	6	3	1	41	38	SIR WINFRID LAURIER (Canada)	2	0	0	56	20	YOUNGSTOWN CARDINAL MOONEY	2	2	0	27	49	
CANTON	0	1	0	6	7	JEFFERSON UNION	7	0	0	28	0	SISTERSVILLE	1	0	0	34	0	YOUNGSTOWN CHANEY	1	0	0	30	0	
CATHEDRAL	3	1	0	26	6	JOHN MARSHALL	7	0	0	48	47	ST. CLAIRSVILLE	14	1	1	72	58	YOUNGSTOWN EAST	1	0	1	7	7	
CHILlicoTHIL ZANL THACE	1	0	0	42	24	LIMA CENTRAL	1	0	0	31	14	ST. JOHN	16	6	2	52	26	YOUNGSTOWN NORTH	2	2	0	20	35	
CINCINNATI HARMONY	1	0	0	34	14	LINSLEY	27	12	1	46	47	STEBENVILLE	8	14	0	49	59	YOUNGSTOWN RAYEN	2	0	0	14	8	
CLEVELAND COLLINGWOOD	1	0	0	19	0	LISBON	2	0	0	27	0	STEBENVILLE CATHOLIC CENTRAL	20	2	63	63	55	YOUNGSTOWN URSULINE	0	1	0	6	7	
CLEVELAND HEIGHTS	1	0	0	54	0	LUCASVILLE VALLEY	1	0	0	48	20	ST. MARYS	1	0	0	44	0	ZANESVILLE	6	0	0	66	6	
CLEVELAND JOHN ADAMS	1	0	0	42	6	MAGNOLIA	4	1	1	64	14	THORNVILLE SHERIDAN	0	2	0	14	49							
CLEVELAND VASJ	0	1	0	14	21	MARIFITTA	20	17	3	44	36	TIFFEN JR	1	0	0	19	0							
COLUMBUS BISHOP HARTLEY	3	1	0	40	21	MARTINS FERRY	53	7	7	58	46	TILTONSVILLE	11	1	0	40	6							

UPDATED: 07.06.13

UPDATED: 07.06.13

**PASSING**  
 Most Passes Attempted: 65 v. Steubenville Catholic, 2017  
 Most Passes Completed: 28 v. Steubenville Catholic, 2017  
 Most Passes Had Interceptions: 4, Many, Most Recent v. Union Local, 2007  
 Most Yards Gained: 457 v. Nelsonville-York, 1997  
 Most Touchdown Passes: 6 v. Steubenville Catholic, 1997; Fast Liverpool, 1988  
 Fewest Passes Attempted: 2 v. River, 1991, Brooke, 1980  
 Fewest Passes Completed: 0 (0-0) v. Cambridge, 1980  
 Highest Completion Percentage: 81.8% v. Meadowbrook, 1992  
**PUNTING**  
 Most Punts: 10 v. Wintersville, 1978  
 Most Yardage: 320 v. Martins Ferry, 1973  
 Highest Average (5 punts): 64.0 v. Martins Ferry, 1973  
**PUNT RETURNS**  
 Most Punt Returns: 7 v. St. John, 1977 & Steubenville Catholic, 1977  
 Most Yards Gained: 153 v. Moundsville, 1966  
 Most Touchdowns: 2 v. Moundsville, 1966  
**KICK RETURNS**  
 Most Kickoff Returns: 7 Steubenville Catholic, 1980  
 Most Yards Gained: 193 v. St. Clairsville, 1978  
 Most Touchdowns: 1, Many, Most Recent v. Ironton, 2005  
 Highest Average: 66.0 v. Cambridge, 1977  
**TOTAL POINTS KICKING**  
 10 v. New Philadelphia, 1973 & Wheeling, 1973  
**SCORING**  
 Most Points: 104 v. Barnesville, 1916  
 Greatest Margin of Victory: 104-0 v. Barnesville, 1916  
 Greatest Margin of Defeat: 0-59 v. Wintersville, 1967  
 Most Touchdowns: 10 v. Wheeling, 1966  
 Most Extra Points: 8 v. Sir Winifred Laurier, 2005  
 v. Moundsville, 1952  
 Most Field Goals Made: 3, Many, Most Recent v. St. Clairsville, 1980  
**FIRST DOWNS**  
 Most First Downs: 31 v. Orrville, 1995  
 Most Rushing First Downs: 19 v. Martins Ferry, 1980  
 Most Passing First Downs: 24 v. Nelsonville-York, 1997  
 Most Penalty First Downs: 5 v. Brooke, 1996; v. Steubenville Catholic, 1976

**FUMBLES**  
 Most Fumbles: 8 v. St. Clairsville, 1987; v. Wheeling Park, 1987  
 Most Fumbles Lost: 6 v. Marietta, 1972; v. St. Clairsville, 1972  
**PENALTIES**  
 Most Penalties: 15 v. Cambridge, 1985  
 Most Yards Penalized: 195 v. Magnolia, 1966  
 Most Yards Penalized: Both Teams, 199 v. East Liverpool, 1987  
 Most Penalties: Both Teams, 29 v. Wintersville, 1985  
**SINGLE GAME DEFENSE**  
**FUMBLES**  
 Most Fumbles Caused: 7 v. Beaver Local, 1996; v. Marietta, 1980  
 Most Fumbles Recovered: 7 v. Tyler Consolidated, 1993  
**FIRST DOWNS**  
 Fewest First Downs Allowed: 2 v. Akron Central Hower, 1997; St. Clairsville, 1987  
 Fewest Rushing First Downs: 1 v. St. Clairsville, 1987  
 Fewest Passing First Downs: 0, Many, Most Recent v. Cardinal Mooney, 2005  
**TOTAL DEFENSE**  
 Fewest Plays: 33 v. Wintersville, 1988  
 Fewest Yards: 5 v. Ironton, 1996  
**RUSHING DEFENSE**  
 Fewest Rushes: 11 v. Weirton, 1981  
 Fewest Yards: -29 v. Ironton, 1996  
**PASS DEFENSE**  
 Fewest Passes Attempted: 0 v. Cardinal Mooney, 2005  
 Fewest Passes Completed: 0, Many, Most Recent, Cardinal Mooney, 2005  
 Lowest Percentage Completed: 0%, Many, Most Recent, v. Cardinal Mooney, 2005  
 Fewest Yards: -9 v. Indian Valley, 1996  
 Most Yards On Interceptions: 132 v. St. John, 1973  
 Passes Intercepted: 5 v. Wheeling Central, 1994, Magnolia, 1986, Wheeling, 1935  
 Passes Batted Down: 9 v. Martins Ferry, 1996; v. Beaver Local, 1995; Wheeling Central, 1994  
 Punts Blocked: 7, Many, Most Recent v. Insley, 1994  
**TACKLES**  
 Most Total Tackles: 143 v. St. Clairsville, 1991  
 Most Unassisted Tackles: 37 v. Cleveland John Adams, 1988  
 Most Assisted Tackles: 133 v. St. Clairsville, 1991

**SEASON OFFENSE**  
**TOTAL OFFENSE**  
 Most Yards Per Game: 449.1, 1997  
 Highest Average Per Play: 7.9, 1997  
 Most Yards: 6123, 1995  
 Most Touchdowns: 83, 1997  
**RUSHING**  
 Most Yards: 2864, 2003  
 Most Yards Per Game: 204.8, 1997  
 Highest Average Per Play: 6.0, 1997  
 Most Touchdowns: 47, 1997  
 Number Attempted: 486, 1981  
**PASSING**  
 Most Passes Attempted: 415, 1995  
 Most Passes Completed: 257, 1995  
 Most Yards: 3703, 2006  
 Most Yards Per Game: 264.5, 2006  
 Highest Completion Percentage: 61.9% (257-415), 1995  
 Most Touchdowns Passing: 46, 2006  
**PUNTING**  
 Most Punts: 55, 1979  
 Fewest Punts: 25, 1995  
 Highest Average Per Punt: 35.2, 1975  
 Most Yardage: 1865, 1975  
**PUNT RETURNS**  
 Most Punt Returns: 46, 1996  
 Most Yards: 486, 1973  
 Most Touchdowns: 7, 1994, 1979, 1966  
**KICKOFF RETURNS**  
 Most Kickoffs Returned: 53, 1978  
 Fewest Kickoffs Returned: 17, 1975  
 Most Yards: 706, 2007  
 Most Touchdowns: 2, 1993, 1991  
 Best Average: 39.4, 2005  
 Best Average per Return: 20.0, 1991  
**SCORING**  
 Most Points: 555, 1997  
 Most Points Per Game: 45.7, 1966  
 Most Touchdowns: 76, 2005  
 Most Extra Points Made: 61, 2005  
 Most Field Goals Made: 8, 1980 & 1973  
 Most Points Kicking: 71, 2006  
**FIRST DOWNS**  
 Most First Downs: 317, 1995  
 Most Rushing First Downs: 134, 2003  
 Most Passing First Downs: 167, 1995  
 Most Penalty First Downs: 26, 1995  
**FUMBLES**  
 Most Fumbles: 38, 1987  
 Most Fumbles Lost: 17, 1996  
 Fewest Fumbles: 11, 1994  
 Fewest Fumbles Lost: 6, 1994, 1978  
**PENALTIES**  
 Most Penalties: 89, 1996  
 Most Yards Penalized: 806, 1996  
 Fewest Penalties: 2, 1974  
 Fewest Yards Penalized: 7, 1974  
**SEASON DEFENSE**  
**TOTAL DEFENSE**  
 Fewest Yards: 1632, 1980  
 Fewest Yards Per Game: 163.2, 1980  
 Lowest Average Per Play: 3.5, 1980  
 Fewest Touchdowns: 13, 1988

UPDATED: 07.07.12

**RUSHING DEFENSE**  
 Fewest Yards: 876, 1981  
 Fewest Yards Per Game: 87.6, 1981  
 Lowest Average Per Play: 3.1, 1996 & 1981  
 Fewest Touchdowns: 7, 2005, 1988, 1981  
**PASS DEFENSE**  
 Fewest Yards: 261, 2003  
 Fewest Yards Per Game: 18.6, 2003  
 Lowest Completion Percentage: 32%, 1975  
 Fewest Touchdowns: 0, 1979  
 Most Interceptions: 28, 1996  
 Most Yards On Interceptions: 426, 2006  
 Most Touchdowns On Interceptions: 4, 2005, 1996, 1985  
 Passes Batted Down: 52, 1996  
**SCORING**  
 Fewest Points: 12, 1933  
 Fewest Points Per Game: 12, 1933  
 Most Points: 1954, 10  
 293, 10  
 286, 10  
 281, 10  
 278, 10  
 274, 9  
 273, 10  
 266, 9  
 265, 10  
 248, 10  
 247, 10  
 247, 10  
 245, 10  
 237, 11  
 235, 10  
 218, 10  
 215, 10  
 215, 10  
 212, 10  
 208, 10  
 206, 10  
 205, 11  
 204, 10  
 203, 10  
 198, 9  
 198, 10  
 193, 10  
 192, 10  
 187, 10  
 185, 10  
 184, 10  
 183, 9  
 182, 10  
 181, 10  
 180, 10  
 178, 10  
 177, 10  
 177, 10  
 176, 10  
 176, 10  
 176, 10  
 175, 10  
 171, 9  
 169, 10  
 168, 10  
 166, 10  
 164, 10  
**TEAM STREAKS**  
 Victories: 14, 1987-88  
 Defeats: 12, 2006-2008  
 Home Victories: 34, 1992-1998  
 Home Defeats: 5, 1982-83  
 Away Victories: 10, 1980-81-82  
 Away Defeats: 7, 1989-90  
 Shutouts: 7, 1930-31  
 Shutouts By Opponents: 5, 1944  
 Winning Seasons: 11, 1923-33  
 Losing Seasons: 5, 1908-12  
 Conference Championships: 12, 1946, 1950, 1954, 1964, 1988, 1993, 1994, 1995, 1996, 1997, 2003, 2005  
 Back-to-Back Conference Championships: 5, 1993, 1994, 1995, 1996, 1997  
 Games For Scoring: 126, 1991-2002  
 Games Scored Against: 40, 2000-2004  
 Attendance: 12, 123 v. Versailles, 1995

UPDATED: 07.07.12

**BEST OFFENSIVE TEAMS**  
 (Based on points scored)

Year	Games	Points	Year	Games	Points
1997	13	555	1983	10	163
1995	14	521	1958	10	162
2005	14	519	1991	10	160
2006	14	495	1930	10	158
1966	10	457	1980	10	157
2003	14	374	1933	10	157
1996	14	370	1945	10	156
2012	11	332	1982	10	155
1914	10	326	2001	10	153
2004	12	321	1985	10	153
1994	10	312	1946	11	151
2000	11	306	1919	9	150
1954	10	303	1969	10	149
1988	10	292	1976	10	140
1952	10	286	1941	9	136
1999	10	281	1923	10	133
1992	10	278	1990	10	129
1940	9	274	1974	10	129
2011	10	273	1961	10	124
1916	9	266	1956	10	124
1998	10	265	1915	8	120
1936	10	248	1989	10	118
2010	10	247	2007	10	116
1921	10	247	1948	9	114
1925	10	245	1935	10	114
1993	11	237	1977	10	110
1970	10	235	1913	7	109
1978	10	218	1978	10	106
1987	10	215	1927	9	101
1924	10	215	1922	10	96
1972	10	212	1943	9	95
1926	10	208	1912	9	93
1929	10	206	1967	10	93
1962	11	205	1960	10	93
2008	10	204	1931	10	83
1937	10	203	1942	10	82
1950	9	198	1979	10	76
1975	10	198	1918	5	72
1973	10	193	1934	10	70
1965	10	192	1944	10	60
2009	10	187	1917	9	52
1964	10	185	1911	8	46
1971	10	184	1947	11	45
1920	9	183	1909	5	28
1932	10	182	1910	7	26
1981	10	180	1908	7	15
1938	10	180			
1953	10	178			
1968	10	177			
1955	10	177			
1951	10	177			
2002	10	176			
1986	10	176			
1959	10	176			
1949	9	171			
1963	10	169			
1984	10	168			
1957	9	166			
1939	10	164			

UPDATED: 07.07



**Vinyl Graphics by Heart**  
 61585 Hawthorn Hill Rd., Shadyside, OH 43947 • 740-359-4272  
 Jeff & Kim Hart - Owners



# BHS FOOTBALL RECORDS

## INDIVIDUAL RECORDS

### TOTAL OFFENSE (Passing + Rushing)

**MOST PLAYS**  
Game: 74, Spencer Badia v. Steubenville Catholic, 2012  
Season: 508, Jose' Davis, 1995  
Career: 1160, Nate Davis, 2002-05

**MOST YARDS GAINED**  
Game: 468, Spencer Badia v. Steubenville Catholic, 2012  
Season: 3858, Jose' Davis, 1995  
Career: 7938, Nate Davis 2002-05

**MOST TOUCHDOWNS RESPONSIBLE FOR**  
Game: 7, Ty Masciarelli v. Steubenville Catholic, 1997  
Season: 56, Nick Rocchio, 2006  
Career: 110, Nate Davis, 2002-05

### RUSHING

**MOST RUSHES**  
Game: 40, Mike Materkoski v. Martins Ferry, 1980  
Season: 212, Rich Mamie, 1995  
Career: 422, Mike Materkoski, 1980-92

**MOST YARDS GAINED**  
Game: 249, Mike Honeycutt v. Cleveland John Adams, 1988  
Season: 1335, Rich Mamie, 1995  
Career: 2092, Scott Pitts, 1992-94

**MOST YARDS GAINED (QUARTER)**  
Game: 147, Mike Honeycutt v. Cleveland John Adams, 1988

**MOST YARDS GAINED (HALF)**  
Game: 175, Mike Honeycutt v. Cleveland John Adams, 1988

**HIGHEST AVERAGE PER RUSH**  
Game: 24.8, Clint Lekanudos, Steubenville Catholic, 1997  
Season: 7.78, Bob Roth, 1994  
Career: 6.3, Rich Mamie, 1993-95

**MOST TOUCHDOWNS RUSHING**  
Game: 6, Rich Mamie v. Linsly, 1995  
Season: 28, Rich Mamie, 1995  
Career: 36, Rich Mamie, 1993-95

**LONGEST GAIN**  
Game: 95, Ezan Ellsworth v. St. Clairsville 1989

**MOST ALL-PURPOSE YARDAGE**  
Game: 273, Joey Galloway v. Last Liverpool, 1988  
Season: 1896, Rich Mamie, 1995  
Career: 3309, Joey Galloway, 1987-89

## PASSING

**MOST PASSES ATTEMPTED**  
Game: 65, Spencer Badia v. Steubenville Catholic, 2012  
Season: 406, Jose' Davis, 1995  
Career: 936, Nate Davis, 2002-05

**MOST PASSES COMPLETED**  
Game: 38, Spencer Badia v. Steubenville Catholic, 2012  
Season: 253, Jose' Davis, 1995  
Career: 455, Jose' Davis, 1993-95

**HIGHEST COMPLETION PERCENTAGE**  
Game: 81.8% (9-11) Mike Call v. Meadowbrook, 1992  
Season: 62.3% (253-406), Jose' Davis, 1995  
Career: 57.6% (455-790), Jose' Davis, 1993-95

**MOST PASSES HAD INTERCEPTED**  
Game: 4, Many, Most Recent, Ryan Feller v. Union Local, 2007  
Season: 18, Ryan Feller, 2007  
Career: 31, Scott Woods, 1986-88

**LOWEST INTERCEPTION PERCENTAGE**  
Season: 1.2%, Matt Materkoski, 1999

**MOST YARDS GAINED**  
Game: 507, Spencer Badia v. Steubenville Catholic, 2011  
Season: 3551, Jose' Davis, 1995  
Career: 7938, Nate Davis, 2002-05

**MOST TOUCHDOWN PASSES**  
Game: 7, Spencer Badia v. Steubenville Catholic, 2011  
Season: 44, Nick Rocchio, 2006  
Career: 81, Nate Davis, 2002-05

**LONGEST PASS**  
Game: 96, Nick Rocchio to Kyle Barnes v. St. Clairsville, 2006

**CONSECUTIVE COMPLETED PASSES**  
Game: 11, Ty Masciarelli v. Steubenville Catholic, 1996; Jose' Davis v. Orrville, 1995

## RECEIVING

**MOST PASSES CAUGHT**  
Game: 16, Nick Patrone v. Steubenville Catholic, 2012  
Season: 70, Ben Taylor, 1995  
Career: 130, Ben Taylor, 1994-1996

**MOST YARDS GAINED**  
Game: 229, Joey Galloway v. Last Liverpool, 1988  
Season: 1470, Trey Masciarelli, 2006  
Career: 2334, Joey Galloway, 1987-89

**MOST TOUCHDOWN PASSES CAUGHT**  
Game: 4, Joey Galloway v. Wheeling Park, 1989  
Season: 20, Trey Masciarelli, 2006  
Career: 36, Trey Masciarelli, 2004-06

## PUNTING

### MOST PUNTS

Game: 10, Tom Hollingshead v. Wintersville, 1978  
Season: 52, Lance Mehl, 1975  
Career: 113, Mike Sechrest, 1989-91

**HIGHEST AVERAGE**  
Game: (punts) 64.0, Dan Mlynek v. Martins Ferry, 1973  
Season: (punts) 37.7, Tyler Rose, 2008  
Career: (punts) 36.325, Tyler Rose, 2006-2008

**MOST YARDAGE**  
Game: 300, Tom Hollingshead v. Wintersville, 1978  
Season: 1832, Lance Mehl, 1975  
Career: 3759, Mike Sechrest, 1989-91

**LONGEST PUNT**  
Game: 65, Bob Monohan v. St. John, 1981

## INTERCEPTIONS

**MOST PASSES INTERCEPTED**  
Game: 5, Ed Sherwood v. Wheeling, 1935  
Season: 8, Maurice Jeffreys, 2003  
Kelly Porter, 1986  
Lance Mehl, 1975  
Career: 15, Kelly Sherwood, 1968-70

**MOST YARDAGE ON INTERCEPTIONS**  
Game: 100, Josh Davis v. Steubenville Catholic, 2010  
Season: 257, Jayson Keyser, 2006  
Career: 308, Jayson Keyser, 2004-06

**MOST TOUCHDOWNS ON INTERCEPTION RETURN**  
Game: 2, Andrew Bobka v. Union Local, 2005  
Bob Roth v. Wheeling Central, 1994  
Charles Castricone v. River, 1986  
Season: 2, Jayson Keyser, 2006  
Andrew Bobka, 2005  
Jayson Keyser, 2005  
Bob Roth, 1994  
Charles Castricone, 1986  
Paul DePaulis, 1981  
Career: 4, Jayson Keyser, 2004-06

## PUNT RETURN

**MOST PUNT RETURNS**  
Game: 6, Ed Davis v. St. John, 1977  
Season: 26, Timmy Marling, 1996  
Career: 35, Ed Davis, 1976-78

UPDATED: 07/07/13

## MOST RETURN YARDAGE

Game: 153, Billy Mitchell v. Moundsville, 1966  
Season: 302, Aaron Crow, 2006  
Career: 314, Joey Galloway, 1987-89

**PUNT RETURN AVERAGE**  
Game: 65.0, Trey Masciarelli v. Theodore Roosevelt, 2005  
Season: 25.6, Dave Perzanowski, 1973  
Career: 19.0, Bob Hocker, 1979-81

**MOST TOUCHDOWNS ON PUNT RETURNS**  
Game: 2, Many, Most Recent, Kelly Sherwood v. Martins Ferry, 1970  
Season: 2, Many, Most Recent, Jeff Dye, 1979  
Career: 4, Kelly Sherwood, 1968-70

**LONGEST PUNT RETURN**  
Game: 89, Kelly Sherwood v. Martins Ferry, 1970; Billy Mitchell v. Moundsville, 1966

## KICKOFF RETURNS

**MOST KICKOFF RETURNS**  
Game: 5, Tom Strussion v. Wintersville, 1985  
Season: 21, Billy Vitale, 2007  
Career: 32, Tom Strussion, 1984-86

**MOST RETURN YARDAGE**  
Game: 143, Dirk Fitch v. St. Clairsville, 1978  
Season: 388, Mike Sechrest, 1991  
Career: 661, Mike Sechrest, 1989-91

**KICKOFF RETURN AVERAGE**  
Game: 66.0, Dirk Fitch v. Cambridge, 1977  
Season: 37.2, Dave Perzanowski, 1974  
Career: 27.8, Mike Sechrest, 1989-91

**MOST TOUCHDOWNS ON KICKOFF RETURNS**  
Game: 1, Many, Most Recent, Ty Hess v. Union, 2005  
Season: 2, Shawn Valloric, 1993  
Career: 2, Shawn Valloric, 1993-93; Kelly Sherwood, 1968-70

**LONGEST KICKOFF RETURN**  
Game: 108, Paul Xenakis v. St. John, 1963

## SCORING

**MOST POINTS**  
Game: 50, Henry Wagner v. Barnesville, 1916  
Season: 216, Rich Mamie, 1995  
Career: 282, Rich Mamie, 1993-95

**MOST TOUCHDOWNS**  
Game: 7, John Tobin v. Barnesville, 1916  
Season: 34, Rich Mamie, 1995  
Career: 45, Rich Mamie, 1993-95

**MOST TOUCHDOWNS (QUARTER)**  
Game: 3, Scott Pitts v. Newark Catholic, 1994

**MOST EXTRA POINT ATTEMPTS**  
Game: 8, Herb Sickles v. Moundsville, 1952  
Season: 68, Justin Homer, 1997  
Career: 171, Justin Homer, 1996-1999

**MOST EXTRA POINTS MADE**  
Game: 8, Herb Sickles v. Moundsville, 1952  
Season: 55, Justin Homer, 1997  
Career: 131, Justin Homer, 1996-1999

## HIGHEST PERCENTAGE OF EXTRA POINTS MADE

Season: (25 att.) 90.0% (27-30), Clayton Williams, 2000  
Career: (50 att.) 82.5% (104-126), Nick Perko, 2004-2006

**CONSECUTIVE EXTRA POINTS**  
Game: 8, Herb Sickles v. Moundsville, 1952  
Season: 22, Mark Marchese, 1981  
Career: 22, Mark Marchese, 1979-81

**MOST POINTS KICKING**  
Game: 11, Dalton Conroy v. Harrison Central, 2012  
Season: 67, Nick Perko, 2006  
Career: 171, Justin Homer, 1996-1999

## FIELD GOALS

**MOST FIELD GOAL ATTEMPTS**  
Game: 4, Mark Marchese v. Marietta, 1980  
Season: 24, Dalton Conroy, 2012  
Career: 36, Mark Marchese, 1979-81

**MOST FIELD GOALS MADE**  
Game: 3, Mark Marchese v. St. Clairsville, 1980  
Paul Marchese v. New Philadelphia & Wheeling, 1973  
Season: 18, Dalton Conroy, 2012  
Career: 23, Dalton Conroy, 2010-2012

**HIGHEST PERCENTAGE OF FIELD GOALS MADE**  
Season: (15 att.) 70%, Bryan Ramsay, 1985  
Career: (30 att.) 63%, Bryan Ramsay, 1983-85

**LONGEST FIELD GOAL MADE**  
Game: 47, Mark Marchese v. Marietta, 1980

**CONSECUTIVE FIELD GOALS MADE**  
Career: 5, Nick Perko, 2006  
Mats Berglund, 1989

## FUMBLES

**MOST OPPONENT'S FUMBLES RECOVERED**  
Season: 7, Dirk Fitch, 1978  
Career: 8, Ty Hess, 2003-05  
John Ostrander, 1968-70

**BATTED DOWN PASSES**  
Game: 3, Many, Most Recent, Ben Taylor v. Martins Ferry, 1996  
Season: 14, Clint Lekanudos, 1997  
Career: 30, Clint Lekanudos, 1995-97

UPDATED: 07/07/13

## TACKLES

**MOST TACKLES**  
Game: 29, Rich Mamie v. Youngstown Cardinal Mooney, 1995  
Season: 196, Rich Mamie, 1994  
Career: 515, Rich Mamie, 1993-95

**MOST SOLO TACKLES**  
Game: 14, Bob Kreiter v. Wheeling Central, 1969  
Season: 98, Bob Kreiter, 1969  
Career: 135, Jordan Traylinek, 2004-2006

**MOST ASSISTED TACKLES**  
Game: 29, Rich Mamie v. Youngstown Cardinal Mooney, 1995  
Career: 417, Rich Mamie, 1993-95

**QUARTERBACK SACKS**  
Game: 4, Justin Blon v. Union Local, 2009  
Sean Huston v. John Marshall, 2000  
Season: 21, Ty Hess, 2005  
Career: 31, Ty Hess, 2003-05

**PUNTS BLOCKED**  
Game: 2, Sam Marzella v. Martins Ferry, 1940  
Season: 3, Bob Kreiter, 1970  
Career: 3, Bob Kreiter, 1968-70

## MISCELLANEOUS

**MOST FAIR CATCHES ON PUNTS**  
Game: 3, Ernie Blazek v. Brooke, 1980 & 1981  
Ed Davis v. Alliquippa, 1977  
Season: 13, Richie Materkoski, 1997  
Career: 14, Richie Materkoski, 1995-97

**NUMBER OF KICKOFFS**  
Game: 10, Dalton Conroy v. Steubenville Catholic, 2011  
Season: 85, Ryan Snider, 1997; Paul Bommer, 1995  
Career: 168, Nick Perko, 2004-2006

**TOTAL KICKOFF YARDAGE**  
Game: 501, Dalton Conroy v. Steubenville Catholic, 2011  
Season: 4336, Nick Perko, 2005  
Career: 8796, Nick Perko, 2004-2006

**KICKOFF AVERAGE**  
Game: 62.5, Mark Mason v. Newark Catholic, 1994  
Season: 55.9, Gary Homer, 1971  
Career: 54.3, Bryan Ramsay, 1984-86

## TEAM RECORDS

**SINGLE GAME OFFENSE**

**TOTAL OFFENSE**  
Most Plays: 92 v. Steubenville Catholic, 2012  
Most Yards Gained: 665 v. Orrville, 1995  
Most Touchdowns: 11 v. Moundsville, 1952

**RUSHING**  
Most Rushes: 63 v. Beaver Local, 1996 v. Weirton, 1981 v. Wintersville, 1974  
Most Yards: 433 v. Tyler Consolidated, 2003  
Most Touchdowns: 8 v. Magnolia, 1966